

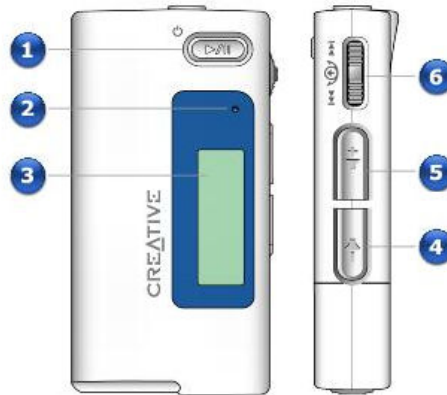
Creative Muvo Micro N200/Zen Nano Plus Audible User Guide.



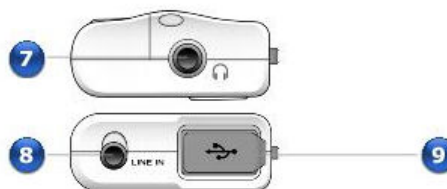
Requirements & Tech Specs

- Windows XP or later.
- Audible Manager 5.1.0.1 or higher
- Windows Media Player 11
- Audible formats: 2 and 3

Buttons & Functions




1	Play/Pause button	<ul style="list-style-type: none"> • Press and hold to turn the player on and off. • Press once to start playing tracks, and press again to pause playback. • When your player is locked, press to turn on the LCD backlight.
2	Microphone	<ul style="list-style-type: none"> • A built-in microphone that lets you make digital voice recordings.
3	LCD (Liquid Crystal Display)	<ul style="list-style-type: none"> • Displays menu options.
4	Volume Decrease button	<ul style="list-style-type: none"> • Press to decrease the volume.
5	Volume Increase button	<ul style="list-style-type: none"> • Press to increase the volume.
6	Scroller	<ul style="list-style-type: none"> • Turn the Scroller to scroll through menu options and press the Scroller to select them. This action is also referred to as "Scroll Select". • During playback, turn the Scroller to move between tracks, or turn and hold the Scroller to move within a track.



7	Headphone jack	<ul style="list-style-type: none"> • Connect headphones to this jack.
8	Line In jack	<ul style="list-style-type: none"> • Connect external stereo sources, such as cassette players, CD players and MiniDisc players, to this jack.
9	USB port	<ul style="list-style-type: none"> • Connect your computer to this port using the supplied USB cable.


I. Playback

Once your Audible files have been successfully transferred into your device, the most recent file that you've transferred will automatically begin to play.


- To access your other Audible files, click the **Scroller**  to the left or the right while the current file is playing.


II. Section Navigation & Bookmarking


1. Section Navigation

- After you have selected the book that you would like to playback, you have a few playback options that you may engage in.
- Press the **Play/Pause**  button during playback to pause the Audible file.
- *Turn and hold* the **Scroller** to the *left* to rewind your Audible file.
- *Turn and hold* the **Scroller** to the *right* to rewind your Audible file.

Your Audible files are segmented into sections to allow for easier navigation of your files through the **Skip Section** playback option.

- a. To access the **Skip Section** menu, press the **Scroller**  to access the **Main Menu**.

- b. Turn the **Scroller**  to scroll through the menu options and locate the **Skip Section** option.

- c. Press the **Scroller**  to select the **Skip Section** option.

From here you may navigate through your Audible file by:

- Tapping the **Scroller** the left to go back to the previous section of the file.
- Tapping the **Scroller** to right to proceed to the next section of the file.

To go back to normal playback mode, in which you will be able to rewind and fast forward your Audible Files:

- a. Press the **Scroller** to access the **Main Menu**.
- b. Turn the **Scroller** until you reach the **Play Mode** option.
- c. Press the **Scroller** to select the **Play Mode** option.

2. *Bookmarking*

To create a bookmark during the playback of your Audible Files:

- a. Press the **Play/Pause** button to pause the Audible file.
- b. From this point, you may either power the device off or proceed with listening to another audio file. When you decide to continue listening to the Audible file that you previously paused, playback will resume from the position in which you paused it.

It is important that you read the manual to ensure that you get the most out of your new device. For further guidance with using your new device, please visit www.creative.com .

Free Manuals Download Website

<http://myh66.com>

<http://usermanuals.us>

<http://www.somanuals.com>

<http://www.4manuals.cc>

<http://www.manual-lib.com>

<http://www.404manual.com>

<http://www.luxmanual.com>

<http://aubethermostatmanual.com>

Golf course search by state

<http://golfingnear.com>

Email search by domain

<http://emailbydomain.com>

Auto manuals search

<http://auto.somanuals.com>

TV manuals search

<http://tv.somanuals.com>