



Quick Start Guide for USB 4-Port Hub



Model No. **CP-H411**

This USB Hub makes the most of your computer and workspace by increasing the number of available USB ports. There has never been a more convenient way to expand your USB capacity.
Download from www.Manuals.com. All Manuals Search And Download.

Table of Contents

Introduction	1
System Requirements	2
Package Contents	2
Specifications	3
Product Overview	4
Installation	6
Appendix A.	7
Troubleshooting	
Appendix B.	8
Radio Interference Statement	
Appendix C	9
Lifetime Limited Warranty	

Thank you for purchasing a Cyber Power product. To enjoy all the features and benefits of this USB Hub, please read and follow all installation and operation instructions completely. Download from www.Somanuals.com. All Manuals Search And Download.

Introduction

USB (Universal Serial Bus) is currently the standard for most computers, notebooks and peripherals. The USB connections allow the user to easily connect multiple devices. The Cyber Power USB 4 - Port Hub (Model. CP-H411) provides additional ports to connect up to 4 USB devices to a single USB port on your computer.



The Quick Start Guide contains easy instructions in order to show you how to set up and start using your Cyber Power USB Hub.

System Requirements

Any PC or Macintosh computer with an available USB port and USB-compliant operating system (Windows 98/ 98SE/ 2000/ ME/ XP, MacOS 8.6 or above, etc.)

Package Contents

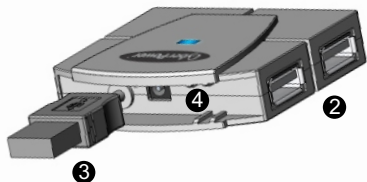
This package includes:

-  USB 4-Port Hub (Model CP-H411)
-  User Manual

Specifications

FUNCTION	SPECIFICATION
USB Ports	4
Power Indicator	1 (Blue)
Power Mode	Bus-Powered
Output Voltage	+5V DC
Output Current (per port)	100mA (max)
Operating Temperature	5°C ~ 40°C
Storage Temperature	-20°C ~ 60°C
Humidity	0 - 80% RH Noncondensing
Housing	Plastic
Weight	1.41 oz.
Dimensions	99mm x 22mm x 56mm

Product Overview



Model CP-H411

Product Overview - continued

- 1) **Power Indicator** - Blue LED will light when USB Hub is receiving power.
- 2) **Downstream Ports** - Connect your USB devices to these 4 ports.
- 3) **USB Plug (A type)** - Connect the USB Plug to an unused USB port on your computer to provide a link between the hub and devices.
- 4) **AC Adapter Power Connection**
To maximize USB Hub's performance, **it is recommended to plug Cyber Power AC power adapter (Model: CPSA0526; Output: 5V DC 2.6Amp)** into the power jack of this hub while using.

NOTE:

Cyber Power AC power adapter (sold separately) makes this hub to operate in self power mode to ensure sufficient power is provided to connected USB devices.

Installation

This USB Hub is a plug-and-play device. Your computer will display the **Add New Hardware** Wizard after connecting the hub to your computer. Installation may be done whether your computer is powered on or off. It is not necessary to restart your computer after installation.

- 1) Connect the USB plug to an unused USB port on your computer.
- 2) Connect your USB devices to the Downstream ports on the USB Hub.

Appendix A

Troubleshooting

Problem	Possible Cause	Action
Unit operates erratically	Static electricity may cause the hub to behave erratically.	Reset the hub by disconnecting it from your computer. Wait 5 seconds, then reconnect it.
USB devices operate erratically or can't be powered on.	Connected USB devices may require too much power for bus-powered operation.	Connect the CyberPower AC power adapter to the hub.
Unit fails to operate at all.	Non-USB compliant operating system.	Insure that your computer is fully USB-compatible and a USB-compliant operating system is installed. <i>(see System Requirements section)</i>

Appendix B

Radio & TV Interference Statement

This equipment has been tested and found to comply within the limits for a Class B digital device, pursuant to Part 15 of the FCC rules. These limits are designed to provide reasonable protection against harmful interference in a residential installation. This equipment generates, uses and can radiate radio frequency energy and if not installed and used in accordance with the instructions, may cause harmful interference to radio communications. There is no guarantee, however, that interference will not occur in a particular installation.

Appendix C

Lifetime Limited Warranty

Cyber Power warrants this USB Hub (the **Hub**) to be free from defect in material or manufacture for its lifetime. If a defect results in product failure during its normal use, Cyber Power's sole responsibility is to repair or replace (at its sole option) the Hub.

The foregoing Limited Warranty is the consumer's sole and exclusive remedy and excludes any incidental or consequential damages. Some States do not allow the exclusion or limitation of incidental and consequential damages, so certain of the above limitations or exclusions may not apply to you (the Consumer). This limited warranty gives the Consumer specific legal rights and the Consumer may have other rights, which vary from State to State.

To make a Limited Warranty claim:

1. Pack and ship the Hub to Cyber Power at 5555 12th Ave E, Suite 110, Shakopee, MN 55379;
2. Clearly indicate on the outside of the packaging that this is a **WARRANTY RETURN**;
3. Clearly include your name and address (a) on the outside packaging and (b) on a sheet of paper enclosed in the box with the Hub that is being returned; and
4. You **MUST** prepay all shipping costs and you are responsible for packaging and shipment.

Cyber Power will inspect and examine the Hub. If the Hub is defective in material or workmanship, Cyber Power will repair or replace it and return it to you at Cyber Power's expense at the place you have indicated.

Contact Information:

Cyber Power, 5555 12th Ave E, Suite 110, Shakopee, MN 55379, (877) 297-6937 (toll free). Cyber Power is the warrantor under this Limited Warranty. You may also visit the Cyber Power website at www.cyberpowersystems.com.

CyberPower™

CyberPower Systems (USA), Inc.

5555 12th Avenue East, Suite 110, Shakopee, MN 55379, U.S.A.

TEL: (952) 403-9500 FAX: (952) 403-0009 Toll-Free: (877) 297-6937

E-mail: sales@cyberpowersystems.com Web: www.cyberpowersystems.com

Entire contents copyright © 2004 CyberPower Systems, Inc.

All rights reserved. Reproduction in whole or in part without permission is prohibited.

K01-H411000

Free Manuals Download Website

<http://myh66.com>

<http://usermanuals.us>

<http://www.somanuals.com>

<http://www.4manuals.cc>

<http://www.manual-lib.com>

<http://www.404manual.com>

<http://www.luxmanual.com>

<http://aubethermostatmanual.com>

Golf course search by state

<http://golfingnear.com>

Email search by domain

<http://emailbydomain.com>

Auto manuals search

<http://auto.somanuals.com>

TV manuals search

<http://tv.somanuals.com>