



DU-H4
4-port USB Hub
User's Manual

Rev. 01 (Oct. 2000)

Printed In China

INTRODUCTION

Thanks for purchasing the D-Link 4-Port USB Hub. This easy plug and play external device will allow your computer to connect to USB interfaced monitors, printers, digital speakers, modems, digital cameras, joysticks and other USB devices.

Technology Overview

USB stands for Universal Serial Bus. It's a standard that has been adopted by leading manufacturers within the computer industry to define a new type of peripheral connection scheme. It is designed to replace older parallel and serial ports, cables, and connectors with something faster and easier to use. USB is:

- ✂✂ Easier -- Windows 98, 2000, Me or MAC OS will automatically recognize newly installed devices.
- ✂✂ Quicker -- You won't have to reboot when installing.
- ✂✂ Faster -- Top USB data speed is around 100 times faster than a serial connection.
- ✂✂ Greater Expandability -- Using USB hubs you can connect up to 127 devices to your computer.
- ✂✂ Hot Swappable -- They just plug and play!

About the 4-Port USB Hub

The 4-Port USB Hub allows users to connect up to four USB peripherals to their USB ready PC or Mac.

The 4-port USB Hub is designed to provide quicker and easier access to four type “A” downstream ports for connecting peripherals with USB support, USB hubs and other devices. A single type “B” upstream port is provided for connecting to the host computer, or another USB hub.

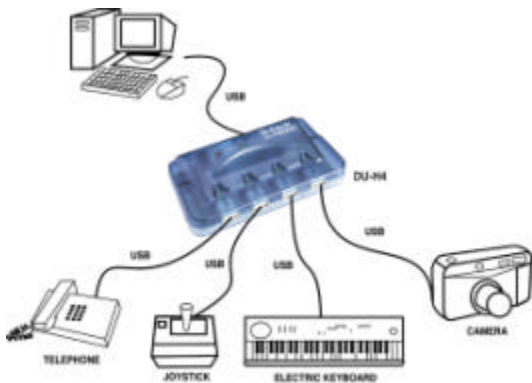
Product Features

- ✂✂ USB 1.1 specification compatibility
- ✂✂ Plug-and-Play
- ✂✂ Supports both OHCI and UHCI.
- ✂✂ Supports Self-power mode.
- ✂✂ Supports Bus-power mode.
- ✂✂ Supports 1 upstream and four downstream USB ports
- ✂✂ One LED indicator for Self-power mode
- ✂✂ One LED indicator for Bus-power mode
- ✂✂ One LED indicator for each downstream port status
- ✂✂ Connects up to 127 USB devices with cascading hub.
- ✂✂ Over-current and high-inrush current protections

INSTALLATION

The 4Port USB Hub is designed to be simple and easy to install.

Application Diagram



Hardware Installation

1. Plug the included adapter into the rear of the 4-Port USB Hub and an available electrical outlet.
2. Plug the B-type connector into the “Upstream Port”.
3. Plug the A -type connector into a computer or USB Hub downstream port.
4. Connect USB devices to the Hub.

LED Indicators

The 4-Port USB Hub is equipped with LED indicators:

Self-Power LED Indicator:

This indicator lights red when the USB Hub is receiving power from external power source, otherwise, it is off.

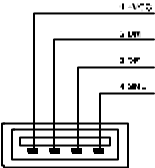

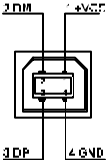

Bus-Power LED Indicator:

This indicator lights green when the USB Hub is receiving power from USB bus, otherwise, it is off.

Port status LED:

Per port has one status LED. When the LED lights on, means the downstream port is working successfully. Otherwise, the LED light is off.

USB Connector Pin Assignment

 <p>A schematic diagram of a USB Receptacle A connector. It shows four pins with the following labels: 1. VCC, 2. D⁺, 3. D⁻, and 4. GND. Lines connect each label to its corresponding pin in the receptacle.</p>	 <p>A photograph of a standard USB Series-A Plug, showing its characteristic trapezoidal shape and four pins.</p>
<p>Receptacle A</p>	<p>Series-A Plug</p>
 <p>A schematic diagram of a USB Receptacle B connector. It shows two pins with the following labels: 3. D⁺ and 4. GND. Lines connect each label to its corresponding pin in the receptacle.</p>	 <p>A photograph of a USB Series-B Plug, which is larger and more rectangular than the Series-A plug.</p>
<p>Receptacle B</p>	<p>Series-B Plug</p>

SPECIFICATIONS

Standards:	USB Specification V.1.x compatibly
Data Speed:	Low:1.5Mbps, High:12Mbps
LED indicators:	4-Port: Power x 2, Port status x 4
Upstream port:	Series-B Receptacle x 1
Downstream port:	4-Port: Series-A Receptacle x 4
Output Voltage:	Per port DC +5V
Output Current:	4-Port: Per port 500mA
External Power:	power adapter
Dimensions:	67mm x 125mm x 23mm

Free Manuals Download Website

<http://myh66.com>

<http://usermanuals.us>

<http://www.somanuals.com>

<http://www.4manuals.cc>

<http://www.manual-lib.com>

<http://www.404manual.com>

<http://www.luxmanual.com>

<http://aubethermostatmanual.com>

Golf course search by state

<http://golfingnear.com>

Email search by domain

<http://emailbydomain.com>

Auto manuals search

<http://auto.somanuals.com>

TV manuals search

<http://tv.somanuals.com>