

# N6/N10/N14

Free-Standing Self-Contained Milk Or Beverage Dispensers

Project \_\_\_\_\_  
Item \_\_\_\_\_  
Quantity \_\_\_\_\_  
CSI Section 11400  
Approved \_\_\_\_\_  
Date \_\_\_\_\_

N6/N10/N14 Free-Standing Self-Contained Milk Or Beverage Dispensers

## Models

- |               |                               |               |                               |
|---------------|-------------------------------|---------------|-------------------------------|
| • N6-1313-34  | 6 crate capacity, 34" height  | • N10-1313-36 | 10 crate capacity, 36" height |
| • N6-1313-36  | 6 crate capacity, 36" height  | • N14-1313-34 | 14 crate capacity, 34" height |
| • N10-1313-34 | 10 crate capacity, 34" height | • N14-1313-36 | 14 crate capacity, 36" height |



N10-1313-36

## Standard Features

- Cabinet top and corners to be 16-gauge stainless steel
- 1" IPS drain
- Units insulated with foamed in place environmentally friendly, Kyoto Protocol Compliant, Non ODP (Ozone Depletion Potential), Non GWP (Global Warming Potential) polyurethane
- Units to have sliding stainless steel lids with recessed handle
- Self-leveling mechanisms shall be adjustable by adding and removing stainless steel extension springs located inside the elevator housing
- Dispenser platform carrier shall be 18-gauge stainless steel and removable for cleaning
- 6" adjustable stainless steel legs
- Refrigeration system shall be HFC-134A refrigerant
- Expansion valve and pressure control
- 9' cord and plug
- One year parts and 90 day labor standard warranty

## Options & Accessories

- 4.00" (10.2cm) diameter swivel casters (two locking) with corner bumpers (adds 1.75" [4.4cm] to overall length and depth and reduces overall height by 1.00" [2.5cm])
- Wrap-around bumpers (adds 1.75" [4.4cm] to overall length and depth)
- Lid locking device
- Special voltages
- Dial or digital style thermometer

## Specifications

**Exterior** sides shall be 20-gauge stainless steel. Top and corner supports shall be 16-gauge stainless steel, welded, ground and polished into one integral unit.

**Interior** liner shall be water-tight and constructed of 22-gauge stainless steel with a 1.00" (2.54cm) I.P.S. drain. Unit shall be insulated with high-density, foamed-in-place environmentally friendly, Kyoto Protocol Compliant, Non ODP (Ozone Depletion Potential), Non GWP (Global Warming Potential) polyurethane insulation with a non-conductive top breaker strip. Refrigerated compartment is equipped with drain plumbed to a drain valve located at the bottom of the counter. Each opening shall have a stainless steel sliding lid recessed handles. Three stainless steel louvers shall be installed in the end and sides of the cabinet to allow proper air flow to the condensing unit.

Each self-leveling mechanism shall be field adjustable by adding or removing stainless steel extension springs in the elevator housing inside the unit. The elevators shall be connected by removable platform carriers constructed of 18-

gauge stainless steel.

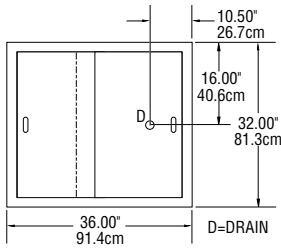
**Refrigeration system** shall use HFC-134a refrigerant. Refrigerant flow shall be controlled by an expansion valve. Cabinet shall maintain 36°F to 40°F (2°C to 4°C) temperature with lids closed for storage. Refrigeration system shall be controlled by a pressure control, located near the condensing unit.

**Electrical** connections shall be 115 volt, 60 cycle, single phase. Unit shall have a 9' (2.7m) long electrical cord and NEMA 5-15P plug. Exterior has an ON/OFF switch.

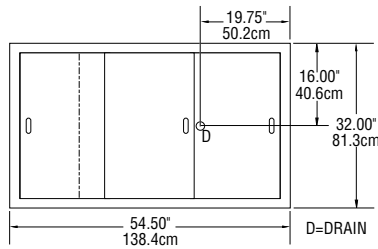
**Legs:** Unit shall be mounted on 6.00" (15.2cm) high adjustable stainless steel legs.

NOTE: This equipment is intended for storage and /or display of pre-packaged or bottled products only.

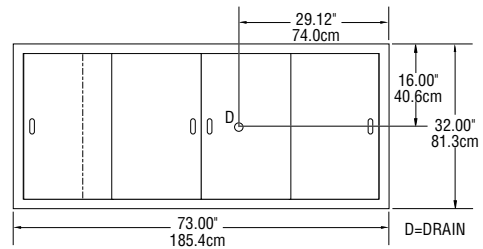




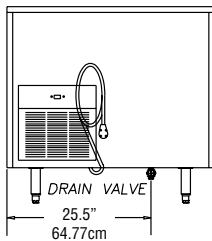
**PLAN VIEW**  
**MODEL N6-1331-34**  
**& N6-1331-36**



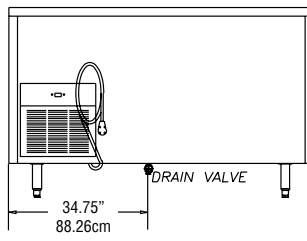
**PLAN VIEW**  
**MODEL N10-1331-34**  
**& N10-1331-36**



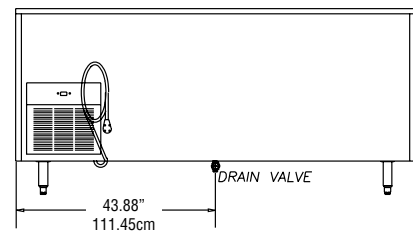
**PLAN VIEW**  
**MODEL N14-1331-34**  
**& N14-1331-36**



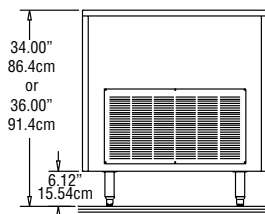
**ELEVATION VIEW**  
**MODEL N6-1331-34**  
**& N6-1331-36**



**ELEVATION VIEW**  
**MODEL N10-1331-34**  
**& N10-1331-36**



**ELEVATION VIEW**  
**MODEL N14-1331-34**  
**& N14-1331-36**



**END VIEW**  
**ALL MODELS**

Drain valve with garden hose hookup.

**Specifications**

Model	Unit Height	Crate Capacity	H.P.	Amps	BTU Load	BTU Capacity	Ship Weight
N6-1313-34	34" (86.4cm)	6	1/4	5.0	250	1170	382 lbs/ 173 kg
N6-1313-36	36" (91.4cm)	6	1/4	5.0	250	1170	402 lbs/ 182 kg
N10-1313-34	34" (86.4cm)	10	1/4	5.0	350	1320	545 lbs/ 247 kg
N10-1313-36	36" (91.4cm)	10	1/4	5.0	350	1320	565 lbs/ 256 kg
N14-1313-34	34" (86.4cm)	14	1/4	5.0	460	1420	650 lbs/ 295 kg
N14-1313-36	36" (91.4cm)	14	1/4	5.0	460	1420	670 lbs/ 304 kg

Delfield reserves the right to make changes to the design or specifications without prior notice.

980 S. Isabella Rd.  
 Mt. Pleasant, Michigan 48858

Phone: 800-733-8948 or 989-773-7981  
 Fax: 800-669-0619  
 www.delfield.com

Printed in the U.S.A.  
 MSN6\_10\_14  
 07/08

Enodis®

## Free Manuals Download Website

<http://myh66.com>

<http://usermanuals.us>

<http://www.somanuals.com>

<http://www.4manuals.cc>

<http://www.manual-lib.com>

<http://www.404manual.com>

<http://www.luxmanual.com>

<http://aubethermostatmanual.com>

Golf course search by state

<http://golfingnear.com>

Email search by domain

<http://emailbydomain.com>

Auto manuals search

<http://auto.somanuals.com>

TV manuals search

<http://tv.somanuals.com>