



F18RC

Reduced Height Raised Rail Self-Contained Prep Table

Project _____
 Item _____
 Quantity _____
 CSI Section 11400
 Approved _____
 Date _____

F18RC: Reduced Height Raised Rail Self-Contained Prep Table

Models

- F18RC52 52" reduced height raised rail self-contained prep table
- F18RC60 60" reduced height raised rail self-contained prep table
- F18RC68 68" reduced height raised rail self-contained prep table
- F18RC82 82" reduced height raised rail self-contained prep table
- F18RC91 91" reduced height raised rail self-contained prep table
- F18RC99 99" reduced height raised rail self-contained prep table



F18RC60
 (Shown with optional stainless steel finished end.)

Standard Features

- 16 gauge stainless steel top
- High density environmentally friendly, Kyoto Protocol Compliant, Non ODP (Ozone Depletion Potential), Non GWP (Global Warming Potential) polyurethane foam insulation throughout unit
- Snap-in dart style vinyl magnetic gasket
- Recessed black plastic handle held in with a positive lock system
- 14 gauge leg rails that run the entire length of the unit
- 6.12" adjustable full stainless steel legs and bullet feet
- 8' cord and plug
- 36" standard work height
- Environmentally friendly HFC-404A refrigerant
- One year parts and 90 day labor standard warranty

Options & Accessories

- Stainless steel end
- Stainless steel back
- Laminate facing (full front)
- Laminate end
- Laminate back
- Cutting board (Sanalite or composite)
- Tray rack
- Casters
- Drawers, (2 or 3 high) 19", 27" or 32" drawers in lieu of one door
- Locks
- Cold pan drain
- 220V/50 cycle

Specifications

Exterior top is one-piece, 16-gauge stainless steel, with integral 2.12" (5.4cm) high square nosing on front. Top has a mechanically cooled refrigerated raised rail at rear with openings to accommodate 1/6 size pans. Pans and adapter bars are provided by others. Pans are recessed 2" (5.1cm). Rail interior is 22-gauge stainless steel. Raised rail openings have 18-gauge stainless steel removable lids. Unit is equipped with separate expansion valve and on/off switch for refrigerated cold pan. Temperature in top opening to maintain 33°F (1°C) to 41°F (5°C) with pans recessed 2" (5.1cm) at 86° ambient room temperature, meeting NSF7 requirements.

Exterior Back and Bottom are 24-gauge galvanized steel. Exterior ends are finished with 18-gauge galvanized steel.

Base Interior has 22-gauge stainless steel back and bottom. Base interior ends and door frames are thermoformed ABS plastic. Base is insulated with 1.5" (3.8cm) high density foamed in place environmentally friendly, Kyoto Protocol Compliant, Non ODP (Ozone Depletion Potential), Non GWP (Global Warming Potential) polyurethane. End of base has a machine compartment, standard on right, with condensing

unit installed.

Door(s) have a 22-gauge stainless steel exterior front, with thermoformed ABS plastic interior liner, black recessed handle and snap in magnetic gasket which is easily replaceable. Each interior door section has (1) removable epoxy coated wire shelf.

Refrigeration System uses HFC-404A refrigerant. Cabinet has a blower coil assembly with expansion valve located behind door mullion. Base is equipped with independently controlled thermostat, solenoid valve and condensate evaporator. On/off switch for unit is located on panel above louver. Refrigeration system in the base will maintain 36°F (2°C) to 40°F (4°C).

Legs: Unit is mounted on 6.13" (15.6cm) high adjustable stainless steel legs.

Electrical connections are 115 volt, 60 Hertz, single phase. Unit is wired with 8' (2.4m) cord and plug.

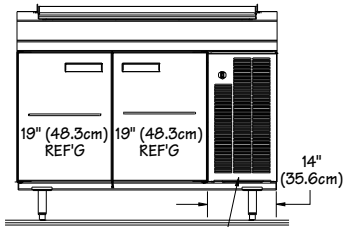


980 S. Isabella Rd.
 Mt. Pleasant, Michigan 48858

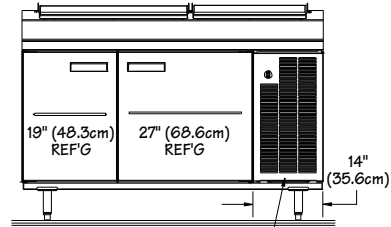
Phone: 800-733-8948 or 989-773-7981
 Fax: 800-669-0619

www.delfield.com

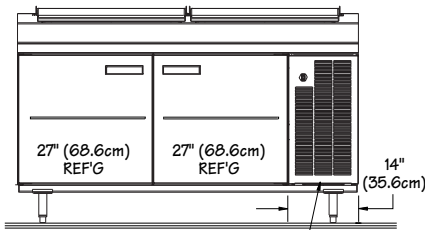
Enodis®



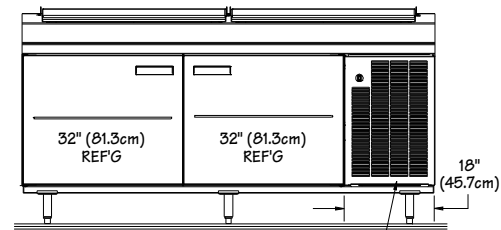
1/4 HP 115V-60C-1PH
Elevation View
F18RC52



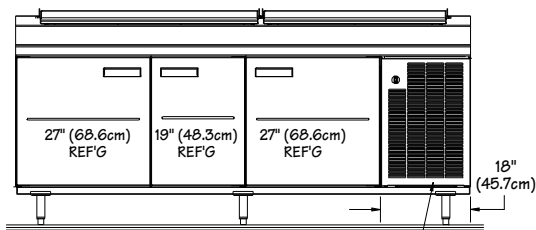
1/3 HP 115V-60C-1PH
Elevation View
F18RC60



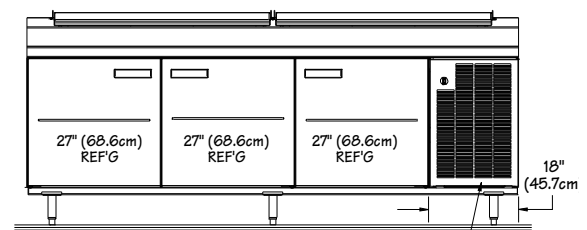
1/3 HP 115V-60C-1PH
Elevation View
F18RC68



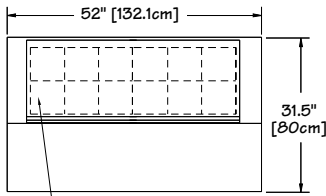
1/2 HP 115V-60C-1PH
Elevation View
F18RC82



1/2 HP 115V-60C-1PH
Elevation View
F18RC91

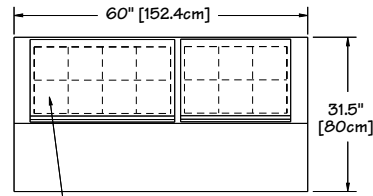


1/2 HP 115V-60C-1PH
Elevation View
F18RC99



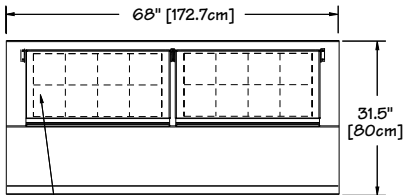
52" large mechanically cooled NSF-7 style raised rail with (1) 13.82" X 41.87" top opening to accommodate (12) 1/6 size pans 6" deep provided with hinged removable covers. (Pans and adapter bars by others.)

**Plan View
F18RC52**



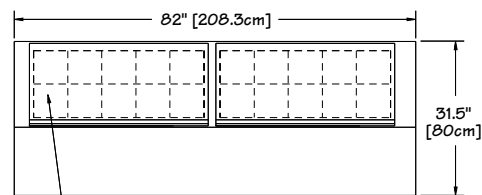
60" large mechanically cooled NSF-7 style raised rail with (1) 13.82" X 20.87" top opening to accommodate (6) 1/6 size pans 6" deep & (1) 13.82" X 27.87" top opening to accommodate (8) 1/6 size pans 6" deep provided with hinged removable covers. (Pans and adapter bars by others.)

**Plan View
F18RC60**



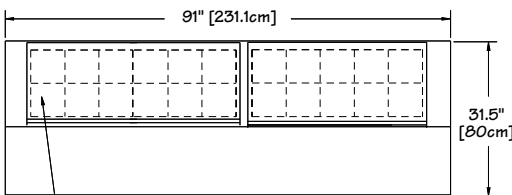
68" large mechanically cooled NSF-7 style raised rail with (2) 13.82" X 27.87" top opening to accommodate (8) 1/6 size pans 6" deep provided with hinged removable covers. (Pans and adapter bars by others.)

**Plan View
F18RC68**



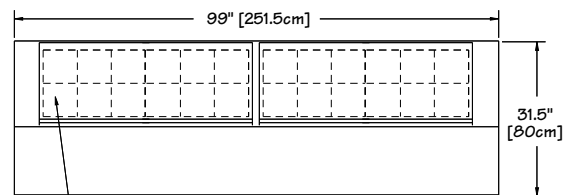
82" large mechanically cooled NSF-7 style raised rail with (2) 13.82" X 34.87" top opening to accommodate (10) 1/6 size pans 6" deep provided with hinged removable covers. (Pans and adapter bars by others.)

**Plan View
F18RC82**



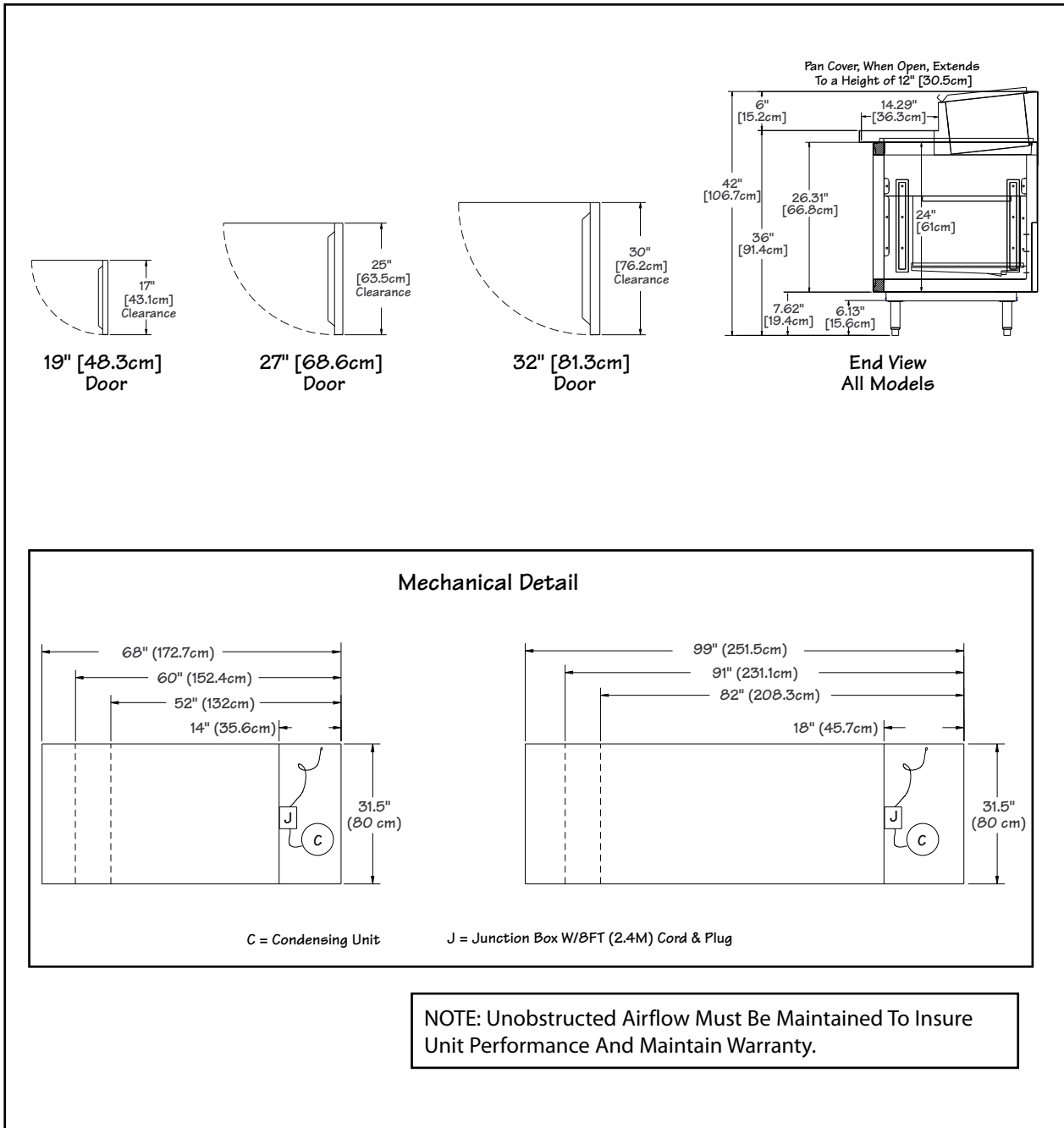
91" large mechanically cooled NSF-7 style raised rail with (1) 13.82" X 41.87" top opening to accommodate (12) 1/6 size pans 6" deep & (1) 13.82" X 34.87" top opening to accommodate (10) 1/6 size pans 6" deep provided with hinged removable covers. (Pans and adapter bars by others.)

**Plan View
F18RC91**



99" large mechanically cooled NSF-7 style raised rail with (2) 13.82" X 41.87" top opening to accommodate (12) 1/6 size pans 6" deep provided with hinged removable covers. (Pans and adapter bars by others.)

**Plan View
F18RC99**



Model	Number of Doors	1/6 Size Pans	Storage FT ³	Shelf Area FT ²	H.P.	V/Hz/Ph	Amps	Nema Plug	Ship Weight Lbs/Kg	BTU Load Base/Rail	BTU Capacity Base/Rail
F18RC52	(2) 19"	12	9.49	5.12	1/4	115/60/1	10.0	5-15P	520/236	547/529	1903/1061
F18RC60	(1)19" & (1)27"	14	11.81	6.51	1/3	115/60/1	12.0	5-15P	560/254	625/617	2314/1121
F18RC68	(2) 27"	16	14.14	7.90	1/3	115/60/1	12.0	5-15P	650/294	703/794	3097/1544
F18RC82	(2) 32"	20	17.05	9.64	1/2	115/60/1	14.0	5-20P	720/326	800/882	3097/1648
F18RC91	(2) 27" & (1)19"	22	18.68	10.29	1/2	115/60/1	14.0	5-20P	750/340	962/1058	3807/1839
F18RC99	(3) 27"	24	21.30	11.85	1/2	115/60/1	14.0	5-20P	775/351	1037/1147	5286/2191

Delfield reserves the right to make changes to the design or specifications without prior notice.

980 S. Isabella Rd.
Mt. Pleasant, Michigan 48858

Phone: 800-733-8948 or 989-773-7981
Fax: 800-669-0619
www.delfield.com

Printed in the U.S.A.
DSF18RC
10/08

Enodis

Free Manuals Download Website

<http://myh66.com>

<http://usermanuals.us>

<http://www.somanuals.com>

<http://www.4manuals.cc>

<http://www.manual-lib.com>

<http://www.404manual.com>

<http://www.luxmanual.com>

<http://aubethermostatmanual.com>

Golf course search by state

<http://golfingnear.com>

Email search by domain

<http://emailbydomain.com>

Auto manuals search

<http://auto.somanuals.com>

TV manuals search

<http://tv.somanuals.com>