



# SPECIFICATIONS SM200iH

## DESCRIPTION

A 2-way switchable (passive/bi-amp) full range system in a vented low profile stage monitor enclosure. Includes a 12-in woofer and a 2-in exit compression driver on a Wave Guide Plate™. Powering mode is switchable: passive (LF/HF crossover) or bi-amplified. Available in mirror-imaged right and left versions.

## APPLICATION

The Wave Guide Plate eliminates horn throat distortion for natural vocal reproduction. Switch allows passive or biamp operation. Dual NL4 connectors facilitate "daisy chaining" multiple monitors. Six year warranty.

Applications include:

Band PA	Concert Tours
Corporate Events	Large Theaters
Large Houses of Worship	Live Music Clubs

## PERFORMANCE

Frequency Response (Hz)	_____	
±3 db	75 Hz	to 18 kHz
-10 db	63 Hz	
Axial Sensitivity (dB SPL, 1 Watt @1m)	_____	
Full Range	94	
Bi-amped LF	94	
Bi-amped HF	101	
Impedance (Ohms)	_____	
Full Range	4	
Bi-amped LF	4	
Bi-amped HF	4	
Power Handling (Watts, Continuous)	_____	
Full Range Passive	500	
Bi-amped LF	500	
Bi-amped HF	200	
Recommended High-Pass Frequency	_____	
	24 dB/Octave	58 Hz
Calculated Maximum Output (dB SPL @ 1m)	_____	
Full Range Peak	127.0	
Bi-amped LF Peak	127.0	
Bi-amped HF Peak	130.0	
Full Range Long Term	121.0	
Bi-amped LF Long Term	121.0	
Bi-amped HF Long Term	124.0	
Nominal Coverage Angle, -6 dB Points (degrees)	_____	
Conical	90	



## PHYSICAL

LF Subsystem	1x 12-in. vented	
HF Subsystem	1x 2-in exit compression driver on Wave Guide Plate™	
Configuration	2-way, full range floor monitor	
Powering	Switchable: full range (passive LF/HF crossover) or bi-amplified	
Controls (switches, knobs)	Powering mode switch	
Cabinet Type (shape)	Dual angle stage monitor/40° or 15°	
Enclosure Materials	Baltic birch plywood	
Finish	Black catalyzed polyurethane	
Connectors	2x Neutrik NL4 Speakon	
Grille	Vinyl coated perforated steel, foam backed	
Dimensions	Inches	Millimeters
Height (face)	14.7	373.1
Width	22.4	568.3
Depth	9.8	247.7
Minimum Stage Height	10.9	277.6
Floor Angle(s)	40° or 15°	
Weights	Pounds	Kilograms
Net Weight	58.0	26.4
Shipping Weight	72.0	32.8

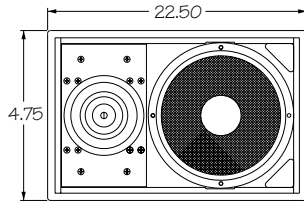




# SPECIFICATIONS SM200iH

## DIMENSIONAL DRAWING


ALL DIMENSIONS ARE IN INCHES UNLESS OTHERWISE NOTED.



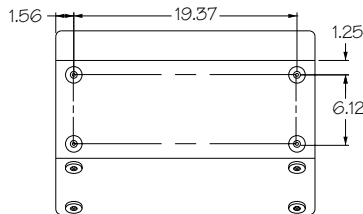
FRONT



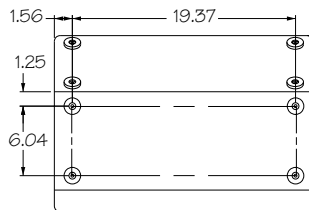
TOP



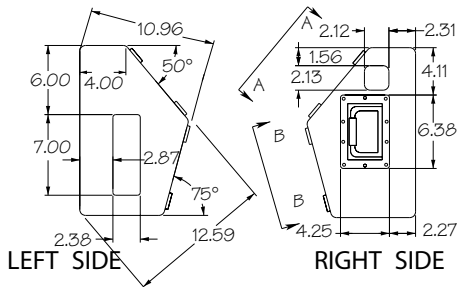
BOTTOM



VIEW A-A



VIEW B-B



LEFT SIDE

RIGHT SIDE

## A & E SPECIFICATIONS

The two-way full range loudspeaker systems shall incorporate a 12-in LF transducer and a 2-in exit compression driver HF transducer.

The LF driver shall be mounted in a vented enclosure tuned for optimum low frequency response. The HF driver shall be loaded on an axis-symmetrical wave guide plate with a nominal coverage pattern of 90° (conical). An internal passive filter network shall provide fourth order acoustical crossover and system equalization.

System frequency response shall vary no more than  $\pm 3$  dB from 75 Hz to 18 kHz measured on axis. In passive mode, the loudspeaker shall produce a Sound Pressure Level (SPL) of 94 dB SPL on axis at 1 meter with a power input of 1 Watt, and shall be capable of producing a peak output of 127 SPL on axis at 1 meter. It shall handle 500 Watts of amplifier power (continuous) and shall have a nominal impedance of 4 Ohms.

In bi-amped mode, the low frequency section shall meet all passive mode performance criteria. In addition, the high frequency section in bi-amped mode shall produce a Sound Pressure Level (SPL) of 101 dB SPL on axis at 1 meter with a power input of 1 Watt, and shall be capable of producing a peak output of 130 SPL on axis at 1 meter. The high frequency section in bi-amped mode shall handle 200 Watts of amplifier power (continuous) and shall have a nominal impedance of 4 Ohms.

The loudspeaker enclosure shall be irregularly trapezoidal in shape and shall have rubber footpads on two sides allowing its baffle to be angled up 40° or 15°. The enclosure shall be available in mirror-imaged right/left configurations. It shall be constructed of multi-ply, void-free cross-grain-laminated Baltic birch plywood and shall employ extensive internal bracing. It shall be finished in black catalyzed polyurethane. Input connectors shall be dual Neutrik NL4 Speakon. The system shall include a switch allowing it to be operated in bi-amp or passive powering mode. The front of the loudspeaker shall be covered with a vinyl coated perforated steel grille backed with open cell foam to protect against dust.

The two-way full range loudspeaker shall be the EAW model SM200iH. (Specify left or right.)

510173  
10/24/96

Manufacturing tolerances are +/- 0.13 and +/- 1°



## Free Manuals Download Website

<http://myh66.com>

<http://usermanuals.us>

<http://www.somanuals.com>

<http://www.4manuals.cc>

<http://www.manual-lib.com>

<http://www.404manual.com>

<http://www.luxmanual.com>

<http://aubethermostatmanual.com>

Golf course search by state

<http://golfingnear.com>

Email search by domain

<http://emailbydomain.com>

Auto manuals search

<http://auto.somanuals.com>

TV manuals search

<http://tv.somanuals.com>