

GEM

CP-15\GE CALL POINT



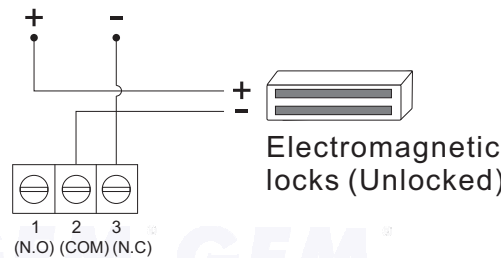
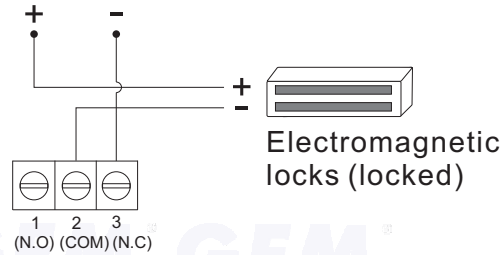

-The Emergency Door Release, with the contact from N/C to N/O. the main function is to override the electrical locking/release devices in case of emergency. With Key to replace glass or reset unit.

Specifications:

Dimensions:88x88x52mm

Contact Resistance: 150m

Switch rated: 3A@125VAC



No need to power in. It has a switch for motoring in case of emergency when glass is broken; the contacts change from N/C to N/O.

GEM

CP-15\GE CALL POINT



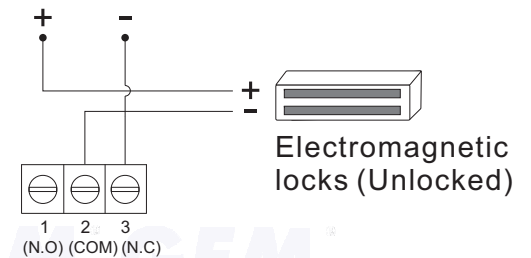
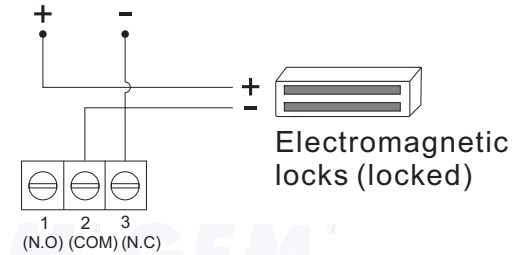

-The Emergency Door Release, with the contact from N/C to N/O. the main function is to override the electrical locking/release devices in case of emergency. With Key to replace glass or reset unit.

Specifications:

Dimensions:88x88x52mm

Contact Resistance: 150m

Switch rated: 3A@125VAC



No need to power in. It has a switch for motoring in case of emergency when glass is broken; the contacts change from N/C to N/O.

Free Manuals Download Website

<http://myh66.com>

<http://usermanuals.us>

<http://www.somanuals.com>

<http://www.4manuals.cc>

<http://www.manual-lib.com>

<http://www.404manual.com>

<http://www.luxmanual.com>

<http://aubethermostatmanual.com>

Golf course search by state

<http://golfingnear.com>

Email search by domain

<http://emailbydomain.com>

Auto manuals search

<http://auto.somanuals.com>

TV manuals search

<http://tv.somanuals.com>