

# GEN-PRO

GENERATORS BY GILLETTE

**PORTABLE GENERATORS FOR YOUR EVERY  
EMERGENCY ELECTRIC POWER DEMAND**



**WE WORK WHERE YOU WORK  
NO MATTER WHERE YOU ARE**

Download from [www.Somanuals.com](http://www.Somanuals.com). All Manuals Search And Download.

### THE NEW GENERATOR SET: RAPID CHANGE / CONSTANT QUALITY

**CHANGE**, both rapid and constant, is normal in today's advancing technology. New and improved methods are being developed at a record pace.

Not only has **GEN-PRO** kept up with these new and improved methods, we have also leaped forward with our own unique and exclusive designs.

For example, our new and exclusive "**KLEEN-POWER**" design, generates electric power so clean and pure that it is safe to use on any voltage sensitive electric loads.

Amplifiers, TV sets, VCRs, computers, or any of the vast microprocessor based electric products, all require clean electricity below 10% harmonic distortions of power sine-wave. There is no fear of damage when you plug your equipment into the clean power of **GEN-PRO**, and here is why:



**GEN-PRO** produces electric power so clean that it has only an average 7% of these harmful harmonic distortions. Our innovative and exclusive rotor design provides the transformer filtering, required to produce this clean power.

This feature alone, makes **GEN-PRO** unique and apart from other brushless portable generators that currently produce electric power with as much as 25% to 40% harmful harmonic sine-wave distortions.

The gasoline engine has been another source of harmful power. New designs in engine carburetors and exhaust mufflers have dramatically reduced engine exhaust pollutions. **GEN-PRO** uses only overhead valve engines that meet or exceed C.A.R.B. (California Air Resources Board) and 1998 EPA guide lines for cleaner and lower exhaust pollution levels. Today, these gen-sets produce the cleanest electric power with the least amount of engine exhaust pollution.

This makes **GEN-PRO**, a truly "**KLEEN-POWER**" generator set to use in virtually any application.

**GPN-30H, 3000 Watts with Honda 5.5 HP**  
**GPN-40H, 4000 Watts with Honda 6.5 HP**  
**GPN-50H, 5000 Watts with Honda 9HP engine, in electric or rope start**

**LIGHTWEIGHT, COMPACT and HEAVY DUTY** will best describe these portable generators. They are powered by the very best of long life, heavy duty, quiet type **HONDA** over-head valve engines. Plenty of electrical power is available in this small package and the popular, extended run fuel tank allows up to 12 hours continuous use. Use these generators in the remote areas, where extreme portability and light weight is your main concern.



Optional 2-wheel dolly as shown above, is available on models 3-7.5 kw

**GPN-65H, 6500 Watts with Honda 13 hp**  
**GPN-75H, 7500 Watts with Honda 13 hp**  
**Both models available in electric or rope start**

**RUGGED, RELIABLE HONDA ENGINES** keeps our promise to use only the very best heavy duty engines and components in all **GEN-PRO** generator sets. **HONDA** gives you a very quiet and smooth operation and the entire generator set is compact and simple to operate. A choice of electric start or easy to pull, compression release rope start is available.

Long life and trouble free operation is what you get when you choose this "top of the line" **GEN-PRO** generator set.

All **GEN-PRO** generators have extended run fuel tanks, engine weather cover, voltmeter and run time meter.

# WITH "KLEEN - POWER"™ GENERATORS

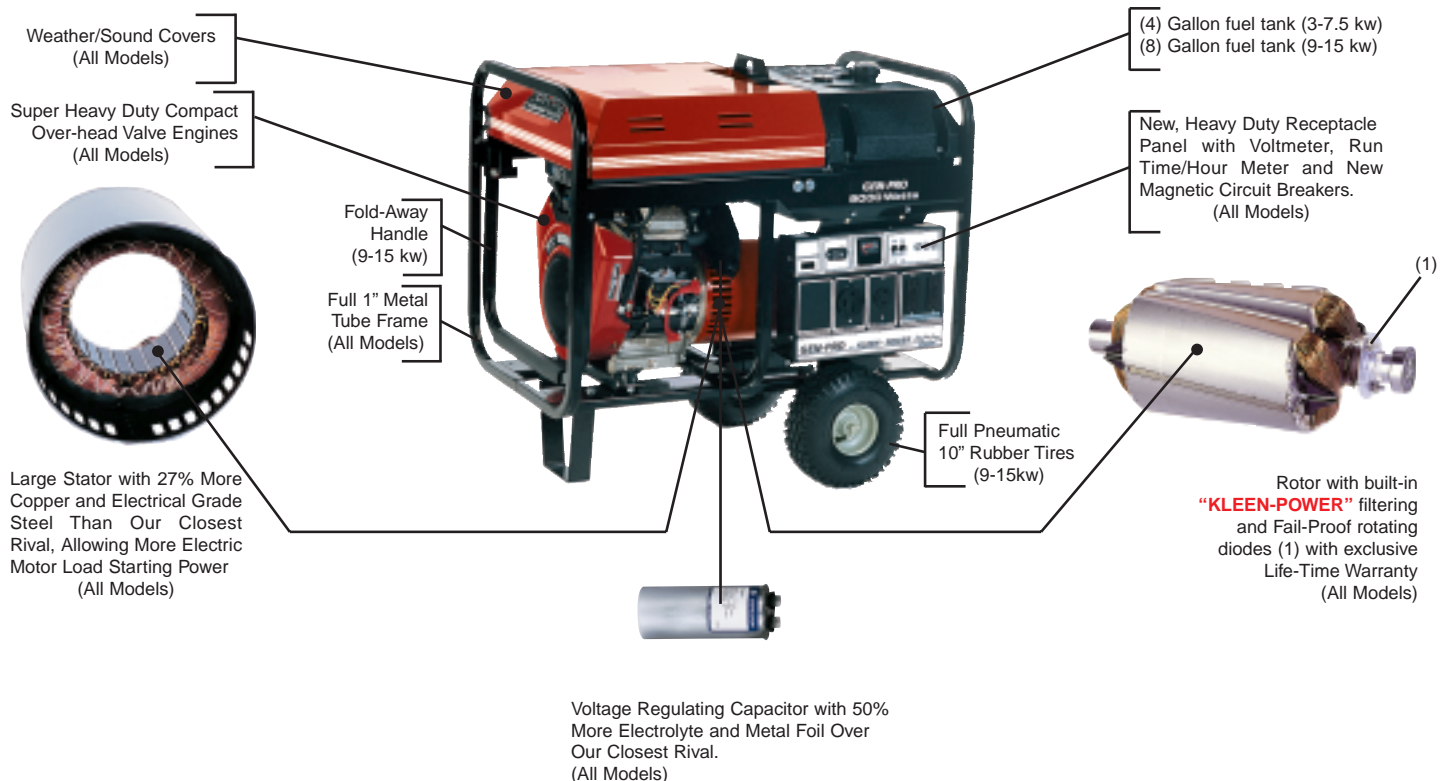


- GPN-90E, 9000 Watts with Vanguard 16 hp
- GPN-105E, 10500 Watts with Vanguard 18 hp
- GPN-125E, 12500 Watts with Vanguard 22 hp
- GPN-125EH, 12500 Watts with Honda 20 hp
- GPN-150EC, 15000 Watts with Kohler 25 hp
- GPN-175E, 17500 Watts with Vanguard 31 hp

A **FANTASTIC SUCCESS STORY** is the best description for the **VANGUARD, HONDA, and KOHLER "COMMAND"** V-twin electric start gasoline engines, connected to the **GEN-PRO** brushless generator. A quiet, vibration free operation is common place with these 2 cylinder heavy duty engines. This is the gen-set to choose when you need more electric power in a small compact package.

All V-twin models, 9 kw thru 15 kw, are equipped with built in, 2 wheel dolly for ease of portability and 8 gallon fuel tanks for those long, continuous running applications.

## WHY IS GEN-PRO™ UNIQUE AND DIFFERENT FROM THE REST?



These **SUPER HEAVY DUTY** generator features are packed into every **GEN-PRO™**, and are not equalled or available in any other generator. Our unique and exclusive new winding design, **"KLEEN-POWER"™**, allows you to plug-in any type of voltage sensitive, microprocessor based equipment, such as computers, amplifiers, burglar alarm systems, garage door openers or even home and commercial heating systems with electronic ignition, all without fear of damage.

## AND NOW **DIESEL GENERATORS** TOO



**GPNDL-40E, 4000 Watts with Lombardini 7 hp**

**GPNDL-60E, 6000 Watts with Lombardini 9.8 hp**

These engines offer small, compact diesel generator operation with low fuel consumption, and longer service life than gasoline engines.

Model GPNDL-60E is especially heavy duty with its full pressure lubricating system and a spin-on filter for both oil and fuel.

Couple this easy starting **LOMBARDINI** to our heavy duty generator with a 4 gallon diesel fuel tank and you have a long life, "Go anywhere" portable generator set that runs long (up to 8 hours continuous) and reliable.

Note: These are not available with rope-recoil start.



**GPND-90E, 9000 Watts with Duetz 16 hp**

**GPND-125E, 12500 Watts with Lombardini 20 hp**

The compact and lightweight design of **DUETZ** "RUGGERINI" and "LOMBARDINI" air cooled diesel engines allows a unique power source. This is the largest diesel driven kw output, still available in a portable package.

The standard, built-in 2 wheel dolly allows easy handling and the new, 8 gallon fuel tank insures long, continuous operation.

Both engines have full pressure oil lubrication with spin on filters. All **GEN-PRO** generators always have low oil shut-down protection to protect your investment, just in case you forget to check and add the oil.



**GPWD-80E, 8000 Watts with Kubota 12.5 hp**

**GPWD-125E, 12500 Watts with Kubota 19 hp**

**GPWD-150E, 15000 Watts with Vanguard**

**KUBOTA** and **VANGUARD** team up to give you a small compact, "super-mini" diesel generator with "super-maxi" electric power output, at an affordable cost.

These large kw, liquid cooled compact gen-sets are designed for 2 pole, high speed emergency electric power. Low noise, low fuel consumption and clean exhaust emissions are standard features with these portable all diesel gen-sets.

All diesel engines meet or exceed the new, 1999 low levels of engine exhaust pollution emissions.

These open gen-sets are available with our all new "Sound of Silence" super-quiet, aluminum weather housing.

# HEAVY DUTY, LONG LIFE GEN-PRO GENERATORS

FOR THOSE WHO WANT AND NEED THE VERY BEST, **GEN-PRO GENERATORS** GIVE YOU AN ALL USA MADE, HEAVY DUTY GENERATOR WITH QUALITY FEATURES.

## FEATURES AND BENEFITS

✓ ○ = **EXCLUSIVE ONLY WITH GEN-PRO GENERATORS**

✓ ① **EXCLUSIVE "KLEEN-POWER"™** design allows only 7% harmonic distortion of the power sine-wave. Harmful harmonic distortions over 10% may do damage to your plugged-in electric load.

✓ ② **EXCLUSIVE "POWER-ASSIST"™** design allows 27% more copper wire and electrical grade steel than leading competitor gen-sets. This gives you huge, extra starting power for hard starting electric motor loads.

✓ ③ **EXCLUSIVE, HEAVY-DUTY DIODES** give you "Life-Time" warranty from failure on the most commonly replaced part on other generator sets.

✓ ④ **EXCLUSIVE, HEAVY-DUTY CAPACITOR** gives you "Life-Time" warranty from failure on the second most commonly replaced part on other gen-sets.

✓ ⑤ **EXCLUSIVE, AUTOMATIC LOAD BALANCE** eliminates load chatter and excessive vibration due to unbalanced electric loads.

⑥ **"MAGNETIC" CIRCUIT BREAKERS** automatically protect windings from overloads and "short circuited" electric loads.

⑦ **GROUND FAULT CIRCUIT INTERRUPTERS (GFCI)** receptacle helps protect operator from electric shock and provides OSHA/NEC compliance on the construction job-site.

⑧ **VOLTMETER** allows easy review of correct voltage output.

⑨ **RUN TIME METER** totals the hours of run time for service or rental use.

⑩ **OVER-HEAD VALVE** engine gives you 20% smaller and lighter weight, than less efficient side valve engines. OHV design also reduces fuel and oil consumption by 40%, gives you up to 10% more torque, has internal balancing for smooth operation and eliminates the need to constantly de-carbon engine cylinder head.

⑪ **CAST IRON CYLINDER SLEEVE** gives you longer engine life than standard side valve aluminum engines.

⑫ **AUTOMATIC OIL SENSOR** protects your engine from low oil and automatically stops engine before damage happens.

⑬ **SOLID STATE IGNITION** allows trouble-free operation with no points or condenser to replace.

⑭ **2-ELEMENT HEAVY-DUTY AIR CLEANER** adds major additional engine life by trapping more dust and dirt.

⑮ **ROPE-RECOIL STARTING** is easy and simple with its unique automatic compression release.

⑯ **EXTENDED RUN 4 GALLON** fuel tank with filter, valve and fuel gauge, allows up to 12 hours continuous run on 3 kw to 7.5 kw sets.

⑰ **EXTENDED RUN 8 GALLON** fuel tank with filter, and fuel gauge, allows up to 9 hours continuous run on 9 kw to 15 kw sets.

⑱ **COBALT EXHAUST VALVE AND SEAT** adds major additional service life hours. (Vanguard and Kohler)

⑲ **SEPARATE SPIN-ON OIL FILTER** and full pressure oil lubrication for longer life. (9-15 kw)

⑳ **BUILT-IN 2 WHEEL DOLLY** with new, full pneumatic 10" tires for easy transport of larger 9-15 kw gasoline gen-sets.

## NEW WELD-PRO WELDER GENERATOR SET



Model WP-180EH

- **180 amp DC** weld capacity at **100% duty cycle**.
- **6000 watts** maximum power, 5500 watts continuous AC power for additional job-site work.
- **Rugged Honda** 13 hp electric start gasoline engine for dependable, quiet operation.
- **Control panel:** Hourmeter, (4) GFCI protected 120 volt receptacles, load circuit breakers, welding rheostat knob, (1) 240 volt receptacle, and high temp shut down indicator light.
- **Unique WELD-PRO features:** Convenient electrode decal positioned on control panel for fast "stick" selection to match the welding job; solid state control board for near-perfect weld control; separate cooling fan for longer component life; high temperature shut-down and low oil shut-down protection.
- Ask your dealer for complete **WELD-PRO** specifications.

GILLETTE MFG. INC., 1340 WADE DRIVE, ELKHART, INDIANA, 46514  
TELEPHONE: (574) 264-9639 FAX: (574) 262-1840

# SENTRY-PRO™ AND "KLEEN-POWER" A LOOK AT THE FUTURE IN STANDBY ELECTRIC PLANTS

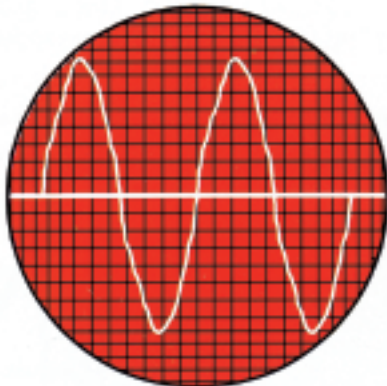


- Install the weather housed generator outside.
- Install the auto start-stop panel inside.
- When commercial power fails, the generator automatically starts and delivers power to you.
- When commercial power returns, the generator automatically shuts down and waits for next power failure.
- Call your dealer for complete information and prices on these new, packaged stand-by GEN-SETS.

VISIT OUR INTERNET SITE AT <http://www.gillette-genset.com>

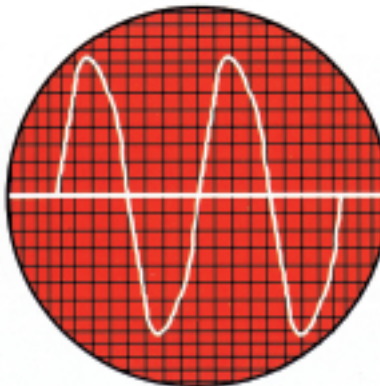
## A GILLETTE EXCLUSIVE "KLEEN-POWER"® PRODUCES SAFE, RELIABLE ELECTRIC POWER

Normal Utility Cycle



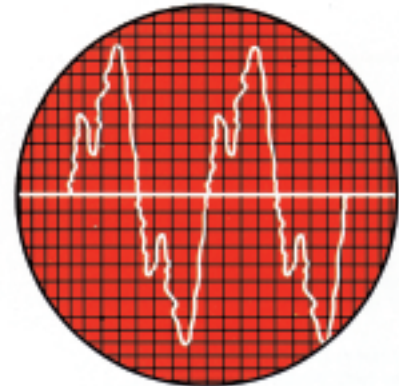
**Normal utility power wave-form with average 3% harmonic distortion and less than 25 TIF\***

Gen-Pro Generator Cycle



**Gen-Pro power wave-form with average 7% harmonic distortion and not more than 125 total TIF\***

Competitor's Generator Cycle



**Competitor's generator power with average 25% to 38% harmonic distortion and averaging more than 520 TIF\***

Electric current is measured in hertz, the international unit of frequency, and it equals 60 cycles per second. A single cycle or wave form is called a sine wave and is the method of graphically showing how clean or distortion free, electric power can be.

The three graphs show how the **Gen-Pro** sine wave compares with standard utility power and the standard generator set. The higher the percentage of distortion, the more

danger of destroying voltage sensitive electric loads, such as computers, stereos, TVs, VCRs, and all microprocessor based equipment. Most voltage sensitive electric equipment can withstand up to 10 % harmonic distortion. The **Gen-Pro** easily meets this clean power requirement, at 7 % distortion levels.

For your protection and peace of mind, always ask the dealer for a wave-form graph and voltage curve, before you purchase any generator set for your home or your business.

\*TIF (Telephone Influence Factor); by definition MG 1-22.43, allows maximum 250 allowable TIF.

**GENERAL COMMENTS:** Engine horsepower ratings meet SAE J1349 test codes. Reduce 3.5% for each 1000 feet, over 328 feet above sea level and 1% for every 10°F(5.65°C)rise, above 77°F(25° C). Generator specifications are in accordance with ASA, NEMA and IEEE standards. Specifications and prices are subject to change without notice. **The purchaser and/or user assumes liability of any modifications and/or alterations made on this equipment from original design and manufacture. Before using, user shall determine the suitability of the product for his intended use, and assume liability therein. Consult Owner's Guide for proper operation.**

## GILLETTE MFG. INC.

1340 WADE DRIVE  
ELKHART, INDIANA 46514 USA  
TEL (574) 264-9639 FAX (574) 262-1840  
E-MAIL: THERESA @ SKYENET.NET

DEALER:

## Free Manuals Download Website

<http://myh66.com>

<http://usermanuals.us>

<http://www.somanuals.com>

<http://www.4manuals.cc>

<http://www.manual-lib.com>

<http://www.404manual.com>

<http://www.luxmanual.com>

<http://aubethermostatmanual.com>

Golf course search by state

<http://golfingnear.com>

Email search by domain

<http://emailbydomain.com>

Auto manuals search

<http://auto.somanuals.com>

TV manuals search

<http://tv.somanuals.com>