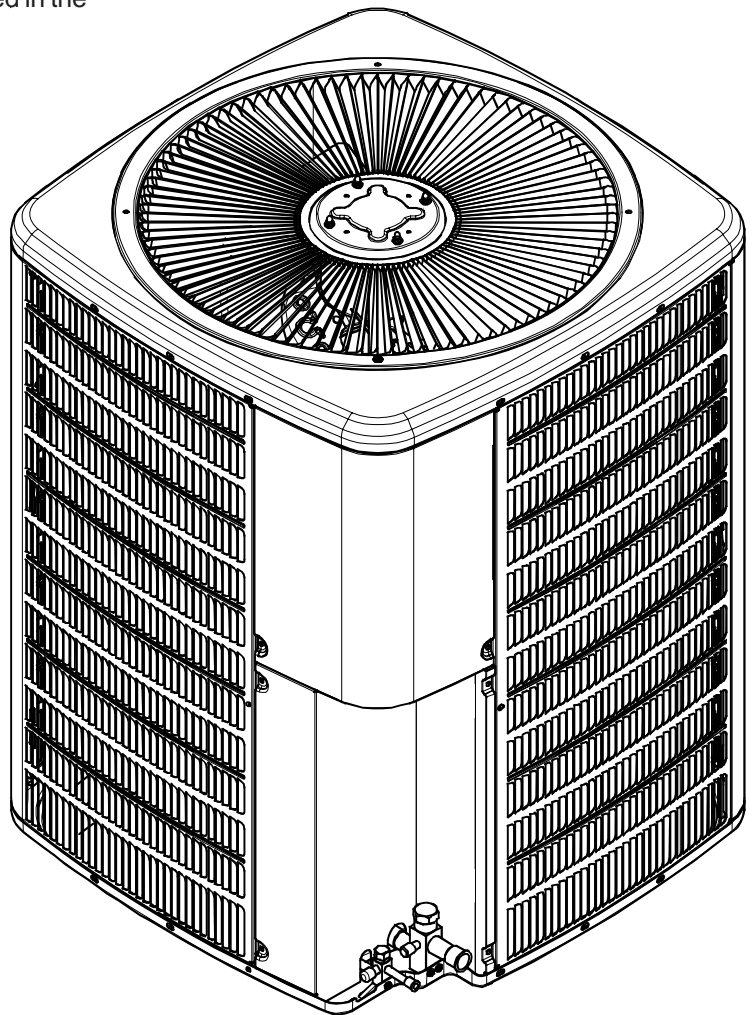


TECHNICAL INFORMATION MANUAL

GSH 14 SEER Remote Heat Pump

Models listed on page 3.

- Refer to Service Manual RS6100004 for installation, operation, and troubleshooting information.
- All safety information must be followed as provided in the Service Manual.



Goodman[®]

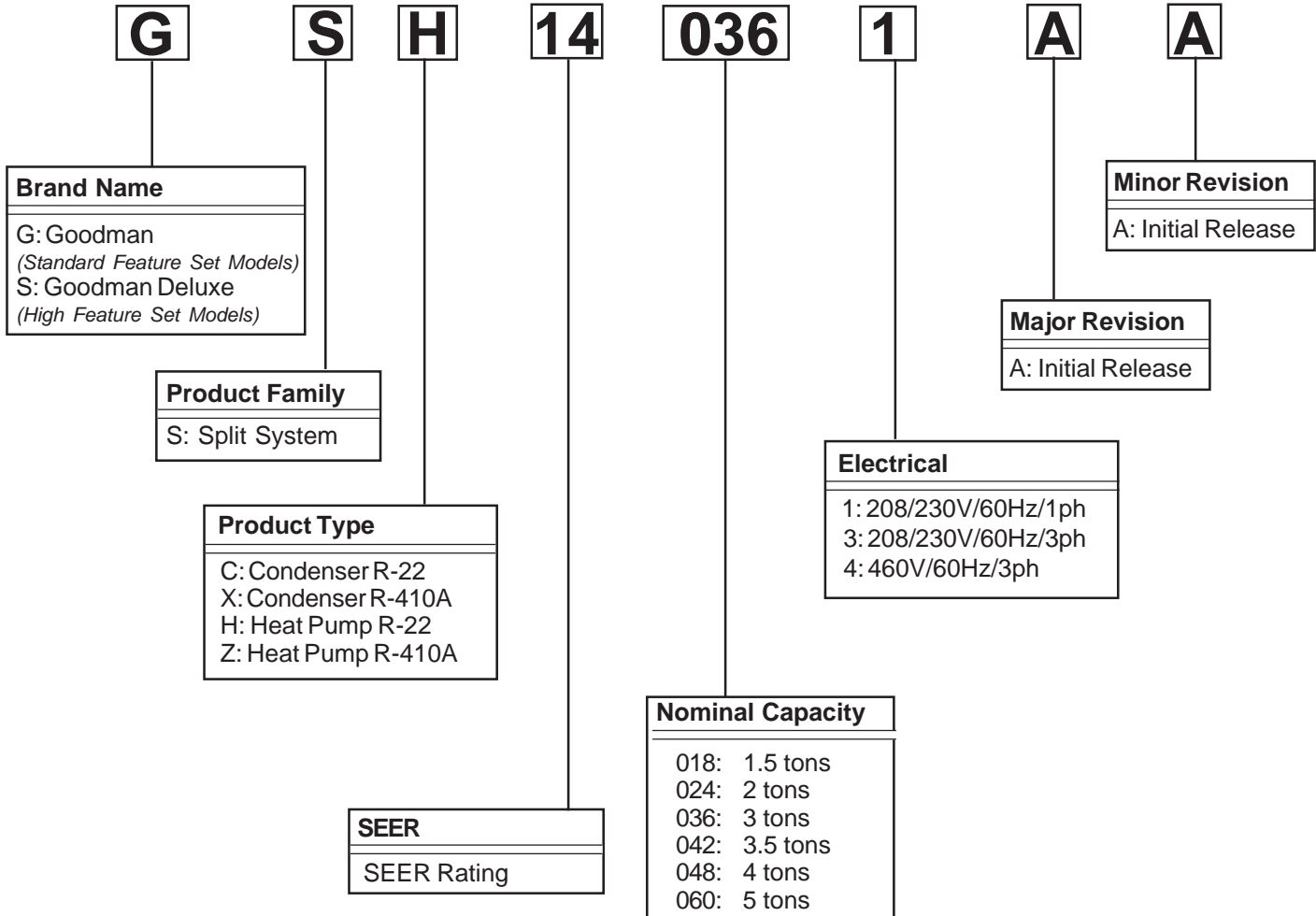
This manual is to be used by qualified HVAC technicians only. Goodman does not assume any responsibility for property damage or personal injury due to improper service procedures performed by an unqualified person.

RT6213004
April 2006

Copyright © 2006 Goodman Manufacturing Company, L.P.

PRODUCT IDENTIFICATION

The model number is used for positive identification of component parts used in manufacturing. Please use this number when requesting service or parts information.



WARNING

HIGH VOLTAGE!
DISCONNECT ALL POWER BEFORE SERVICING. MULTIPLE POWER SOURCES MAY BE PRESENT. FAILURE TO DO SO MAY CAUSE PROPERTY DAMAGE, PERSONAL INJURY OR DEATH.



WARNING

ONLY INDIVIDUALS MEETING THE REQUIREMENTS OF AN "ENTRY LEVEL TECHNICIAN" AS SPECIFIED BY THE AIR CONDITIONING AND REFRIGERATION INSTITUTE (ARI) MAY USE THIS INFORMATION. ATTEMPTING TO INSTALL OR REPAIR THIS UNIT WITHOUT SUCH BACK-GROUND MAY RESULT IN PRODUCT DAMAGE, PERSONAL INJURY OR DEATH.

PRODUCT IDENTIFICATION

The model number is used for positive identification of component parts used in manufacturing. Please use this number when requesting service or parts information.

GSH140181A*
GSH140241A*
GSH140301A*
GSH140361A*
GSH140421A*
GSH140481A*
GSH140601A*

** Indicates minor revision & is not used for order entry or inventory management*



TO PREVENT THE RISK OF PROPERTY DAMAGE, PERSONAL INJURY, OR DEATH, DO NOT STORE COMBUSTIBLE MATERIALS OR USE GASOLINE OR OTHER FLAMMABLE LIQUIDS OR VAPORS IN THE VICINITY OF THIS APPLIANCE.



DO NOT CONNECT OR USE ANY DEVICE THAT IS NOT DESIGN CERTIFIED BY GOODMAN FOR USE WITH THIS UNIT. SERIOUS PROPERTY DAMAGE, PERSONAL INJURY, REDUCED UNIT PERFORMANCE AND/OR HAZARDOUS CONDITIONS MAY RESULT FROM THE USE OF SUCH NON-APPROVED DEVICES.

PRODUCT DESIGN

GSH14 SEER split system heat pump models are available in 1 1/2 through 5 ton sizes. They are designed for 208/230 volt single phase applications.

Air is drawn through the outdoor coil by a propeller fan, and is discharged vertically out the top of the unit. No additional restriction (ductwork) shall be applied.

The suction and liquid line connections are of the sweat type for field piping with refrigerant type copper. Non-back seating valves are factory installed to accept the field run copper. The total refrigerant charge for a normal installation is factory installed in the condensing unit. This charge is for the matching evaporator coil and a 15 foot refrigerant line set.

Systems should be properly sized by heat gain and loss calculations made according to methods of the Air Conditioning Contractors Association (ACCA) or equivalent. It is the contractors responsibility to ensure the system has adequate capacity to heat or cool the conditioned space.

GSH14 units use high-efficiency Copeland® scroll compressors and there are a number of design characteristics which are different from the scroll compared to the traditional reciprocating compressor.

Due to their design Scroll compressors are inherently more tolerant of liquid refrigerant.

GSH14 model heat pumps do not use a reversing relay to energize the reversing valve. The reversing valve is energized in the cooling cycle through the "O" terminal on the room thermostat.

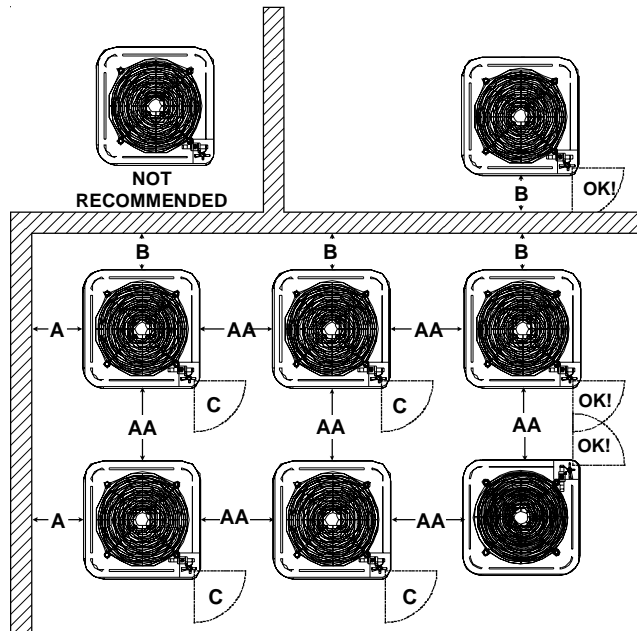
This unit is for outdoor installation only. Refer to minimum figure for clearances from the sides of the unit to full walls and other objects.

NOTE: This unit cannot be completely enclosed. At least one side must be unrestricted.

These clearances will help avoid air recirculation. If installing two or more units at the same location, allow at least 24 inches between units. If only one side is restricted (for example, against the outside wall of a house), the unit may be placed as close as 8" to that one wall.

DO **NOT** locate the unit:

- * Directly under a vent termination for a gas appliance.
- * Within 3 feet of a clothes drier vent
- * Where the refreezing of defrost water would create a hazard
- * Where water may rise into the unit.



Model	Dimensions - W x D x H
GSH140181A*	29 x 29 x 34¼
GSH140241A*	29 x 29 x 38¼
GSH140301A*	29 x 29 x 38¼
GSH140361A*	35½ x 35½ x 38¼
GSC140421A*	35½ x 35½ x 38¼
GSC140481A*	35½ x 35½ x 38¼
GSC140601A*	35½ x 35½ x 38¼

HEAT PUMP SPECIFICATIONS

GSH14[018-060]1A*

	GSH140181A*	GSH140241A*	GSH140301A*	GSH140361A*	GSH140421A*	GSH140481A*	GSH140601A*
Cooling Capacity, BTUH	18,000	24,000	28,000	34,600	39,600	46,000	55,000
Compressor							
R.L. Amps	9	10.9	12.2	13.4	16	18.3	19.8
L.R. Amps	41.0	54.0	63.0	73.0	88.0	109.0	137.0
Loss of Charge Pressure Switch Open / Close	7 PSIG/25 PSIG	7 PSIG/25 PSIG	7 PSIG/25 PSIG	7 PSIG/25 PSIG	7PSIG/25 PSIG	7 PSIG/25 PSIG	7PSIG/25 PSIG
Condenser Fan Motor							
Horsepower	1/12	1/6	1/6	1/4	1/4	1/4	1/4
F.L. Amps	0.6	1.1	1.1	1.5	1.5	1.5	1.5
Liquid Line, Inches O.D.	3/8"	3/8"	3/8"	3/8"	3/8"	3/8"	3/8"
Suction Line, Inches O.D.	3/4"	3/4"	3/4"	7/8"	7/8"	7/8"	7/8"
Refrigerant Charge	160	160	165	220	220	280	285
Power Supply	208/230-60-1	208/230-60-1	208/230-60-1	208/230-60-1	208/230-60-1	208/230-60-1	208/230-60-1
Minimum Circuit Ampacity ⁽¹⁾	11.8	14.7	16.3	18.3	21.5	27.8	27.3
Maximum Overcurrent Device ⁽²⁾	20	20	20	30	30	40	40
Electrical Conduit Size							
Power Supply (Inches)	1/2 or 3/4	1/2 or 3/4	1/2 or 3/4	1/2 or 3/4	1/2 or 3/4	1/2 or 3/4	1/2 or 3/4
Approximate Shipping Weight	199	207	207	242	242	266	280

⁽¹⁾ Wire size should be determined in accordance with National Electrical Codes. Extensive wire runs will require larger wire sizes.

⁽²⁾ May use fuses or HACR type Circuit Breakers of the same size as noted.

NOTE: This data is provided as a guide, it is important to electrically connect the unit and properly size fuses/ circuit breakers and wires in accordance with all national and/or local electrical codes. Use copper wire only.

COOLING PERFORMANCE DATA

GSH140181A*

EXPANDED PERFORMANCE DATA

COOLING OPERATION

MODEL: GSH140181A* / CA*F3131B6A*+TXV / MBR800**,-1 Design Subcooling, 9 ±3 °F @ the liquid service valve, ARI 95 test conditions

IDB*	Airflow	Outdoor Ambient Temperature												AMPS=total system power													
		65				75				85					95				105				115				
		59	63	67	71	59	63	67	71	59	63	67	71		59	63	67	71	59	63	67	71	59	63	67	71	
70	675	MBh	17.6	18.3	20.0	-	17.2	17.9	19.6	-	16.8	17.4	19.1	-	16.4	17.0	18.6	-	15.6	16.2	17.7	-	14.4	15.0	16.4	-	
		S/T	0.75	0.62	0.43	-	0.77	0.65	0.45	-	0.79	0.66	0.46	-	0.82	0.68	0.47	-	0.85	0.71	0.49	-	0.86	0.72	0.50	-	
		Delta T	18	16	12	-	18	16	12	-	18	16	12	-	18	16	12	-	18	16	12	-	17	15	11	-	
		KW	1.20	1.22	1.26	-	1.29	1.32	1.36	-	1.37	1.40	1.44	-	1.44	1.47	1.51	-	1.49	1.53	1.58	-	1.55	1.58	1.63	-	
		AMPS	4.4	4.5	4.6	-	4.7	4.8	5.0	-	5.1	5.3	5.4	-	5.5	5.6	5.8	-	5.8	6.0	6.2	-	6.2	6.3	6.5	-	
		LO PR	140	151	159	-	157	169	179	-	179	193	204	-	204	220	232	-	229	247	261	-	284	273	288	-	
	600	MBh	17.1	17.7	19.4	-	16.7	17.3	19.0	-	16.3	16.9	18.5	-	15.9	16.5	18.1	-	15.1	15.7	17.2	-	14.0	14.5	15.9	-	
		S/T	0.71	0.60	0.41	-	0.74	0.62	0.43	-	0.76	0.63	0.44	-	0.78	0.65	0.45	-	0.81	0.68	0.47	-	0.82	0.68	0.47	-	
		Delta T	19	16	12	-	19	16	12	-	19	16	12	-	19	17	13	-	19	16	12	-	18	15	12	-	
		KW	1.19	1.22	1.25	-	1.28	1.31	1.35	-	1.36	1.38	1.43	-	1.42	1.46	1.50	-	1.48	1.51	1.56	-	1.53	1.57	1.62	-	
		AMPS	4.4	4.5	4.6	-	4.7	4.8	5.0	-	5.1	5.2	5.4	-	5.4	5.6	5.7	-	5.8	5.9	6.1	-	6.1	6.2	6.5	-	
		LO PR	139	150	158	-	156	168	177	-	177	191	202	-	202	217	230	-	227	245	258	-	251	270	285	-	
525	MBh	15.8	16.4	17.9	-	15.4	16.0	17.5	-	15.1	15.6	17.1	-	14.7	15.2	16.7	-	14.0	14.5	15.9	-	12.9	13.4	14.7	-		
	S/T	0.69	0.57	0.40	-	0.71	0.59	0.41	-	0.73	0.61	0.42	-	0.75	0.63	0.44	-	0.78	0.65	0.45	-	0.79	0.66	0.46	-		
	Delta T	19	16	12	-	19	17	13	-	19	17	13	-	19	17	13	-	19	17	13	-	18	15	12	-		
	KW	1.16	1.19	1.22	-	1.25	1.28	1.31	-	1.32	1.35	1.39	-	1.39	1.42	1.46	-	1.45	1.48	1.52	-	1.50	1.53	1.58	-		
	AMPS	4.2	4.3	4.5	-	4.6	4.7	4.8	-	5.0	5.1	5.2	-	5.3	5.4	5.6	-	5.6	5.7	5.9	-	5.9	6.1	6.3	-		
	LO PR	135	145	153	-	151	163	172	-	172	185	195	-	196	211	223	-	220	237	250	-	244	262	277	-		
75	675	MBh	17.9	18.5	20.0	21.5	17.5	18.0	19.5	21.0	17.1	17.6	19.1	20.5	16.7	17.2	18.6	20.0	15.9	16.3	17.7	19.0	14.7	15.1	16.4	17.6	
		S/T	0.85	0.76	0.57	0.37	0.88	0.79	0.60	0.38	0.90	0.81	0.61	0.39	0.93	0.83	0.63	0.41	0.97	0.86	0.65	0.42	0.97	0.87	0.66	0.42	
		Delta T	21	19	16	11	21	19	16	11	21	19	16	11	21	19	16	11	21	19	16	11	19	18	15	10	
		KW	1.21	1.23	1.27	1.31	1.30	1.33	1.37	1.41	1.38	1.41	1.45	1.50	1.45	1.48	1.53	1.58	1.51	1.54	1.59	1.64	1.56	1.59	1.64	1.70	
		AMPS	4.4	4.5	4.7	4.8	4.8	4.9	5.0	5.2	5.2	5.3	5.5	5.7	5.5	5.7	5.8	6.1	5.9	6.0	6.2	6.4	6.2	6.4	6.6	6.8	
		LO PR	142	153	161	168	159	171	181	189	181	195	206	214	206	222	234	244	232	249	263	275	256	276	291	304	
	600	MBh	17.4	17.9	19.4	20.8	17.0	17.5	19.0	20.3	16.6	17.1	18.5	19.9	16.2	16.7	18.1	19.4	15.4	15.8	17.2	18.4	14.3	14.7	15.9	17.1	
		S/T	0.81	0.72	0.55	0.35	0.84	0.75	0.57	0.37	0.86	0.77	0.58	0.37	0.89	0.79	0.60	0.39	0.92	0.82	0.62	0.40	0.93	0.83	0.63	0.40	
		Delta T	22	20	16	11	22	20	17	11	22	20	17	11	22	20	17	11	22	20	16	11	20	19	15	11	
		KW	1.20	1.23	1.26	1.30	1.29	1.32	1.36	1.40	1.37	1.40	1.44	1.49	1.44	1.47	1.51	1.56	1.49	1.53	1.58	1.63	1.55	1.58	1.63	1.68	
		AMPS	4.4	4.5	4.6	4.8	4.7	4.8	5.0	5.2	5.1	5.3	5.4	5.6	5.5	5.6	5.8	6.0	5.8	6.0	6.2	6.4	6.2	6.3	6.5	6.8	
		LO PR	140	151	160	166	158	170	179	187	179	193	204	212	204	220	232	242	230	247	261	272	284	273	288	301	
525	MBh	16.1	16.5	17.9	19.2	15.7	16.2	17.5	18.8	15.3	15.8	17.1	18.3	15.0	15.4	16.7	17.9	14.2	14.6	15.8	17.0	13.2	13.5	14.7	15.7		
	S/T	0.78	0.70	0.53	0.34	0.81	0.72	0.55	0.35	0.83	0.74	0.56	0.36	0.86	0.77	0.58	0.37	0.89	0.80	0.60	0.39	0.90	0.80	0.61	0.39		
	Delta T	22	20	17	11	22	20	17	12	22	21	17	12	22	21	17	12	22	20	17	12	21	19	16	11		
	KW	1.17	1.20	1.23	1.27	1.26	1.29	1.32	1.37	1.33	1.36	1.41	1.45	1.40	1.43	1.48	1.52	1.46	1.49	1.54	1.59	1.51	1.54	1.59	1.64		
	AMPS	4.3	4.4	4.5	4.7	4.6	4.7	4.9	5.0	5.0	5.1	5.3	5.5	5.3	5.5	5.6	5.8	5.7	5.8	6.0	6.2	6.0	6.1	6.3	6.6		
	LO PR	136	147	155	161	153	164	174	181	174	187	197	206	198	213	225	235	223	240	253	264	246	265	280	292		

Shaded area is ARI Rating Conditions

IDB: Entering Indoor Dry Bulb Temperature

KW=Total system power

AMPS=outdoor unit amps (comp.+fan)

COOLING PERFORMANCE DATA

GSH140181A*

EXPANDED PERFORMANCE DATA

COOLING OPERATION

MODEL: GSH140181A* / CA*F3131B6A*+TXV / MBR800**,-1 Design Subcooling, 9 ±3 °F @ the liquid service valve, ARI 95 test conditions

IDB*	Airflow	Outdoor Ambient Temperature																									
		65				75				85				95													
		59	63	67	71	59	63	67	71	59	63	67	71	59	63	67	71										
80	675	MBh	18.3	18.7	19.9	21.3	17.8	18.2	19.5	20.8	17.4	17.8	19.0	20.3	17.0	17.4	18.5	19.8	16.1	16.5	17.6	18.8	14.9	15.3	16.3	17.4	
		S/T	0.93	0.87	0.71	0.53	0.97	0.91	0.74	0.55	1.00	0.93	0.76	0.56	1.00	0.96	0.78	0.58	1.00	1.00	0.81	0.61	1.00	1.00	0.82	0.61	
		Delta T	23	22	19	15	23	22	20	16	24	22	20	16	23	23	23	20	16	22	22	19	16	20	21	18	14
		KW	1.22	1.24	1.28	1.32	1.31	1.34	1.38	1.42	1.39	1.42	1.46	1.51	1.46	1.49	1.54	1.59	1.52	1.55	1.60	1.65	1.57	1.61	1.66	1.71	
		AMPS	4.5	4.6	4.7	4.9	4.8	4.9	5.1	5.3	5.2	5.3	5.5	5.7	5.6	5.7	5.9	6.1	5.9	6.1	6.3	6.5	6.3	6.4	6.6	6.9	
		HIPR	143	154	163	170	161	173	183	190	183	197	208	217	208	224	237	247	234	252	266	278	259	278	294	307	
	LO PR	64	68	75	79	68	72	79	84	71	75	82	87	74	79	86	92	78	83	90	96	80	85	93	99		
	MBh	17.7	18.1	19.4	20.7	17.3	17.7	18.9	20.2	16.9	17.3	18.5	19.7	16.5	16.8	18.0	19.2	15.7	16.0	17.1	18.3	14.5	14.8	15.8	16.9		
	S/T	0.89	0.83	0.68	0.51	0.92	0.86	0.70	0.53	0.94	0.89	0.72	0.54	0.97	0.91	0.74	0.56	1.00	0.95	0.77	0.58	1.00	0.96	0.78	0.58		
	Delta T	24	23	20	16	24	23	20	16	24	23	20	16	25	24	21	16	24	23	20	16	22	22	19	15		
	KW	1.21	1.23	1.27	1.31	1.30	1.33	1.37	1.41	1.38	1.41	1.45	1.50	1.45	1.48	1.53	1.58	1.51	1.54	1.59	1.64	1.56	1.59	1.64	1.70		
	AMPS	4.4	4.5	4.7	4.8	4.8	4.9	5.0	5.2	5.2	5.3	5.5	5.7	5.5	5.7	5.8	6.1	5.9	6.0	6.2	6.4	6.2	6.4	6.6	6.8		
HIPR	142	153	161	168	159	171	181	189	181	195	206	214	206	222	234	244	232	250	263	275	256	276	291	304			
LO PR	64	68	74	79	67	71	78	83	70	74	81	86	73	78	85	91	77	82	89	95	80	85	92	98			
MBh	16.4	16.7	17.9	19.1	16.0	16.3	17.4	18.6	15.6	15.9	17.0	18.2	15.2	15.6	16.6	17.8	14.5	14.8	15.8	16.9	13.4	13.7	14.6	15.6			
S/T	0.86	0.80	0.65	0.49	0.89	0.83	0.68	0.51	0.91	0.85	0.69	0.52	0.94	0.88	0.72	0.54	0.98	0.91	0.74	0.56	0.98	0.92	0.75	0.56			
Delta T	25	24	20	16	25	24	21	17	25	24	21	17	25	24	21	17	25	24	21	16	23	22	19	15			
KW	1.18	1.21	1.24	1.28	1.27	1.30	1.33	1.38	1.35	1.37	1.42	1.46	1.41	1.44	1.49	1.54	1.47	1.50	1.55	1.60	1.52	1.55	1.60	1.66			
AMPS	4.3	4.4	4.6	4.7	4.7	4.8	4.9	5.1	5.0	5.2	5.3	5.5	5.4	5.5	5.7	5.9	5.7	5.8	6.0	6.3	6.0	6.2	6.4	6.6			
HIPR	138	148	156	163	154	166	175	183	176	189	199	208	200	215	227	237	225	242	256	267	248	267	282	295			
LO PR	62	66	72	76	65	69	76	81	68	72	79	84	71	76	83	88	75	79	87	92	77	82	90	95			
85	675	MBh	18.6	18.9	19.8	21.2	18.1	18.5	19.4	20.7	17.7	18.1	18.9	20.2	17.3	17.6	18.4	19.7	16.4	16.7	17.5	18.7	15.2	15.5	16.2	17.3	
		S/T	0.98	0.94	0.85	0.69	1.00	0.98	0.88	0.71	1.00	1.00	0.90	0.73	1.00	1.00	0.93	0.76	1.00	1.00	0.97	0.79	1.00	1.00	0.98	0.79	
		Delta T	25	24	23	20	25	25	23	20	24	25	23	20	24	24	23	20	22	23	23	20	21	21	22	19	
		KW	1.23	1.25	1.29	1.33	1.32	1.35	1.39	1.43	1.40	1.43	1.48	1.52	1.47	1.50	1.55	1.60	1.53	1.56	1.62	1.67	1.58	1.62	1.67	1.73	
		AMPS	4.5	4.6	4.8	4.9	4.9	5.0	5.1	5.3	5.3	5.4	5.6	5.8	5.6	5.8	5.9	6.2	6.0	6.1	6.3	6.6	6.3	6.5	6.7	6.9	
		HIPR	145	156	164	171	162	175	184	192	185	199	210	219	210	226	239	249	237	255	269	280	261	281	297	310	
	LO PR	65	69	75	80	69	73	80	85	71	76	83	88	75	80	87	93	78	83	91	97	81	86	94	100		
	MBh	18.0	18.4	19.3	20.5	17.6	18.0	18.8	20.1	17.2	17.5	18.4	19.6	16.8	17.1	17.9	19.1	15.9	16.2	17.0	18.2	14.8	15.0	15.8	16.8		
	S/T	0.93	0.90	0.81	0.66	0.97	0.93	0.84	0.68	0.99	0.95	0.86	0.70	1.00	0.99	0.89	0.72	1.00	1.00	0.92	0.75	1.00	1.00	0.93	0.76		
	Delta T	26	25	24	21	26	26	24	21	26	26	24	21	26	26	24	21	24	25	24	21	23	23	22	19		
	KW	1.22	1.24	1.28	1.32	1.31	1.34	1.38	1.42	1.39	1.42	1.46	1.51	1.46	1.49	1.54	1.59	1.52	1.55	1.60	1.65	1.57	1.61	1.66	1.71		
	AMPS	4.5	4.6	4.7	4.9	4.8	4.9	5.1	5.3	5.2	5.3	5.5	5.7	5.6	5.7	5.9	6.1	5.9	6.1	6.3	6.5	6.3	6.4	6.6	6.9		
HIPR	143	154	163	170	161	173	183	190	183	197	208	217	208	224	237	247	234	252	266	278	259	278	294	307			
LO PR	64	68	75	79	68	72	79	84	71	75	82	87	74	79	86	92	78	83	90	96	80	85	93	99			
MBh	16.6	17.0	17.8	19.0	16.3	16.6	17.4	18.5	15.9	16.2	16.9	18.1	15.5	15.8	16.5	17.6	14.7	15.0	15.7	16.8	13.6	13.9	14.5	15.5			
S/T	0.90	0.87	0.78	0.63	0.93	0.90	0.81	0.66	0.95	0.92	0.83	0.67	0.99	0.95	0.86	0.70	1.00	0.99	0.89	0.72	1.00	0.99	0.90	0.73			
Delta T	26	26	24	21	26	26	25	21	27	26	25	21	27	26	25	21	26	26	24	21	24	24	23	20			
KW	1.19	1.22	1.25	1.29	1.28	1.31	1.35	1.39	1.36	1.38	1.43	1.47	1.42	1.45	1.50	1.55	1.48	1.51	1.56	1.61	1.53	1.57	1.62	1.67			
AMPS	4.4	4.5	4.6	4.8	4.7	4.8	5.0	5.1	5.1	5.2	5.4	5.6	5.4	5.6	5.7	5.9	5.8	5.9	6.1	6.3	6.1	6.2	6.4	6.7			
HIPR	139	149	158	165	156	168	177	185	177	191	201	210	202	217	229	239	227	244	258	269	251	270	285	297			
LO PR	62	66	72	77	66	70	76	81	68	73	79	85	72	76	83	89	75	80	87	93	78	83	90	96			

Shaded area is ARI Rating Conditions

IDB: Entering Indoor Dry Bulb Temperature

KW=Total system power

AMPS=outdoor unit amps (comp.+fan)

COOLING PERFORMANCE DATA

GSH140241A*

EXPANDED PERFORMANCE DATA **COOLING OPERATION**
MODEL: GSH140241A* / CA*F3636B6A*+TXV / MBR8001** Design Subcooling 9 ±3 °F @ the liquid service valve, ARI 95 test conditions

IDB*	Airflow	Outdoor Ambient Temperature																																																								
		65						75						85						95						105						115																										
		59	63	67	71	75	79	59	63	67	71	75	79	59	63	67	71	75	79	59	63	67	71	75	79	59	63	67	71	75	79	59	63	67	71	75	79																					
70	950	MBh	23.2	24.0	26.3	-	22.6	23.5	25.7	-	22.1	22.9	25.1	-	21.6	22.3	24.5	-	20.5	21.2	23.3	-	19.0	19.7	21.5	-	20.5	21.2	23.3	-	19.0	19.7	21.5	-	20.5	21.2	23.3	-	19.0	19.7	21.5	-	20.5	21.2	23.3	-	19.0	19.7	21.5	-	20.5	21.2	23.3	-	19.0	19.7	21.5	-
		S/T	0.76	0.63	0.44	-	0.79	0.66	0.45	-	0.81	0.67	0.47	-	0.83	0.69	0.48	-	0.86	0.72	0.50	-	0.87	0.73	0.50	-	0.86	0.72	0.50	-	0.87	0.73	0.50	-	0.86	0.72	0.50	-	0.87	0.73	0.50	-	0.86	0.72	0.50	-	0.87	0.73	0.50	-	0.86	0.72	0.50	-	0.87	0.73	0.50	-
		Delta T	17	15	11	-	17	15	11	-	17	15	11	-	17	15	11	-	17	15	11	-	16	14	10	-	17	15	11	-	16	14	10	-	17	15	11	-	16	14	10	-	17	15	11	-	16	14	10	-	17	15	11	-	16	14	10	-
		KW	1.62	1.65	1.70	-	1.73	1.77	1.82	-	1.84	1.87	1.93	-	1.93	1.97	2.03	-	2.00	2.04	2.11	-	2.07	2.11	2.18	-	2.00	2.04	2.11	-	2.07	2.11	2.18	-	2.00	2.04	2.11	-	2.07	2.11	2.18	-	2.00	2.04	2.11	-	2.07	2.11	2.18	-	2.00	2.04	2.11	-	2.07	2.11	2.18	-
		AMPS	10.1	10.2	10.4	-	10.5	10.7	10.9	-	11.1	11.2	11.4	-	11.5	11.7	11.9	-	11.9	12.1	12.4	-	12.4	12.6	12.8	-	11.9	12.1	12.4	-	12.4	12.6	12.8	-	11.9	12.1	12.4	-	12.4	12.6	12.8	-	11.9	12.1	12.4	-	12.4	12.6	12.8	-	11.9	12.1	12.4	-	12.4	12.6	12.8	-
		HI PR	134	145	153	-	151	162	171	-	172	185	195	-	195	210	222	-	220	237	250	-	243	261	276	-	220	237	250	-	243	261	276	-	220	237	250	-	243	261	276	-	220	237	250	-	243	261	276	-	220	237	250	-	243	261	276	-
LO PR	64	68	75	-	68	72	79	-	71	75	82	-	74	79	86	-	78	83	90	-	80	85	93	-	78	83	90	-	80	85	93	-	78	83	90	-	80	85	93	-	78	83	90	-	80	85	93	-	78	83	90	-	80	85	93	-		
70	850	MBh	22.8	23.7	25.9	-	22.3	23.1	25.3	-	21.8	22.6	24.7	-	21.2	22.0	24.1	-	20.2	20.9	22.9	-	18.7	19.4	21.2	-	20.2	20.9	22.9	-	18.7	19.4	21.2	-	20.2	20.9	22.9	-	18.7	19.4	21.2	-	20.2	20.9	22.9	-	18.7	19.4	21.2	-	20.2	20.9	22.9	-	18.7	19.4	21.2	-
		S/T	0.73	0.61	0.42	-	0.75	0.63	0.44	-	0.77	0.64	0.45	-	0.80	0.66	0.46	-	0.83	0.69	0.48	-	0.83	0.70	0.48	-	0.83	0.69	0.48	-	0.83	0.70	0.48	-	0.83	0.69	0.48	-	0.83	0.70	0.48	-	0.83	0.69	0.48	-	0.83	0.70	0.48	-								
		Delta T	18	16	12	-	18	16	12	-	18	16	12	-	18	16	12	-	18	16	12	-	17	15	11	-	18	16	12	-	17	15	11	-	18	16	12	-	17	15	11	-	18	16	12	-	17	15	11	-								
		KW	1.61	1.64	1.69	-	1.73	1.76	1.81	-	1.83	1.86	1.92	-	1.92	1.95	2.01	-	1.99	2.03	2.10	-	2.06	2.10	2.16	-	1.99	2.03	2.10	-	2.06	2.10	2.16	-	1.99	2.03	2.10	-	2.06	2.10	2.16	-	1.99	2.03	2.10	-	2.06	2.10	2.16	-								
		AMPS	10.1	10.2	10.4	-	10.5	10.6	10.8	-	11.0	11.2	11.4	-	11.5	11.6	11.9	-	11.9	12.1	12.3	-	12.3	12.5	12.8	-	11.9	12.1	12.3	-	12.3	12.5	12.8	-	11.9	12.1	12.3	-	12.3	12.5	12.8	-	11.9	12.1	12.3	-	12.3	12.5	12.8	-								
		HI PR	134	144	152	-	150	161	170	-	170	183	194	-	194	209	221	-	218	235	248	-	241	260	274	-	218	235	248	-	241	260	274	-	218	235	248	-	241	260	274	-	218	235	248	-	241	260	274	-								
LO PR	64	68	74	-	67	72	78	-	70	75	81	-	74	78	85	-	77	82	90	-	80	85	93	-	77	82	90	-	80	85	93	-	77	82	90	-	80	85	93	-	77	82	90	-	80	85	93	-										
750	750	MBh	21.7	22.5	24.6	-	21.2	22.0	24.1	-	20.7	21.4	23.5	-	20.2	20.9	22.9	-	19.2	19.9	21.8	-	17.8	18.4	20.2	-	19.2	19.9	21.8	-	17.8	18.4	20.2	-	19.2	19.9	21.8	-	17.8	18.4	20.2	-	19.2	19.9	21.8	-	17.8	18.4	20.2	-								
		S/T	0.70	0.58	0.40	-	0.72	0.60	0.42	-	0.74	0.62	0.43	-	0.76	0.64	0.44	-	0.79	0.66	0.46	-	0.80	0.67	0.46	-	0.79	0.66	0.46	-	0.80	0.67	0.46	-	0.79	0.66	0.46	-	0.80	0.67	0.46	-																
		Delta T	18	16	12	-	19	16	12	-	19	16	12	-	19	16	12	-	19	16	12	-	17	15	11	-	19	16	12	-	17	15	11	-	19	16	12	-	17	15	11	-																
		KW	1.59	1.62	1.67	-	1.70	1.73	1.79	-	1.80	1.84	1.89	-	1.89	1.92	1.98	-	1.96	2.00	2.06	-	2.02	2.07	2.13	-	1.96	2.00	2.06	-	2.02	2.07	2.13	-	1.96	2.00	2.06	-	2.02	2.07	2.13	-																
		AMPS	10.0	10.1	10.3	-	10.4	10.5	10.7	-	10.9	11.1	11.3	-	11.3	11.5	11.7	-	11.8	11.9	12.2	-	12.2	12.4	12.6	-	11.8	11.9	12.2	-	12.2	12.4	12.6	-	11.8	11.9	12.2	-	12.2	12.4	12.6	-																
		HI PR	131	141	149	-	147	158	167	-	167	180	190	-	190	205	216	-	214	230	243	-	236	254	269	-	214	230	243	-	236	254	269	-	214	230	243	-	236	254	269	-																
LO PR	63	67	73	-	66	70	77	-	69	73	80	-	72	77	84	-	76	80	88	-	78	83	91	-	76	80	88	-	78	83	91	-	76	80	88	-	78	83	91	-																		

IDB*	Airflow	Outdoor Ambient Temperature																																																
		65						75						85						95						105						115																		
		59	63	67	71	75	79	59	63	67	71	75	79	59	63	67	71	75	79	59	63	67	71	75	79	59	63	67	71	75	79	59	63	67	71	75	79													
75	950	MBh	23.6	24.3	26.3	28.2	23.0	23.7	25.7	27.5	22.5	23.1	25.0	26.9	21.9	22.6	24.4	26.2	20.8	21.4	23.2	24.9	19.3	19.9	21.5	23.1	20.8	21.4	23.2	24.9	19.3	19.9	21.5	23.1	20.8	21.4	23.2	24.9	19.3	19.9	21.5	23.1	20.8	21.4	23.2	24.9	19.3	19.9	21.5	23.1
		S/T	0.86	0.77	0.58	0.38	0.89	0.80	0.60	0.39	0.92	0.82	0.62	0.40	0.94	0.85	0.64	0.41	0.98	0.88	0.66	0.43	0.99	0.88	0.67	0.43	0.98	0.88	0.66	0.43	0.99	0.88	0.67	0.43	0.98	0.88	0.66	0.43	0.99	0.88	0.67	0.43								
		Delta T	20	18	15	10	20	18	15	10	20	18	15	10	20	18	15	10	20	18	15	10	18	17	14	10	20	18	15	10	18	17	14	10	20	18	15	10	18	17	14	10								
		KW	1.63	1.66	1.71	1.76	1.75	1.78	1.84	1.89	1.85	1.89	1.95	2.01	1.94	1.98	2.04	2.11	2.02	2.06	2.12	2.19	2.08	2.13	2.19	2.26	2.02	2.06	2.12	2.19	2.08	2.13	2.19	2.26	2.02	2.06	2.12	2.19	2.08	2.13	2.19	2.26								
		AMPS	10.2	10.3	10.5	10.7	10.6	10.7	10.9	11.2	11.1	11.3	11.5	11.8	11.6	11.7	12.0	12.3	12.0	12.2	12.5	12.8	12.5	12.7	12.9	13.2	12.0	12.2	12.5	12.8	12.5	12.7	12.9	13.2	12.0	12.2	12.5	12.8	12.5	12.7	12.9	13.2								
		HI PR	136	146	154	161	152	164	173	181	173	187	197	205	197	212	224	234	222	239	252	263	245	264	279	291	222	239	252	263	245	264	279	291	222	239	252	263	245	264	279	291								
LO PR	65	69	75	80	69	73	80	85	71	76	83	88	75	80	87	93	78	83	91	97	81	86	94	100	78	83	91	97	81	86	94	100	78	83	91	97	81	86	94	100										
75	850	MBh	23.2	23.9	25.9	27.8	22.7	23.4	25.3	27.1	22.1	22.8	24.7	26.5	21.6	22.2	24.1	25.8	20.5	21.1	22.9	24.5	19.0	19.6	21.2	22.7	20.5	21.1	22.9	24.5	19.0	19.6	21.2	22.7	20.5	21.1	22.9	24.5	19.0	19.6	21.2	22.7								
		S/T	0.82	0.74	0.56	0.36	0.85	0.76	0.58	0.37	0.88	0.78	0.59	0.38	0.90	0.81	0.61	0.39	0.94	0.84	0.64	0.41	0.95	0.85	0.64	0.41	0.94	0.84	0.64	0.41	0.95	0.85																		

COOLING PERFORMANCE DATA

GSH140241A*

EXPANDED PERFORMANCE DATA

COOLING OPERATION

MODEL: GSH140241A* / CA*F3636B6A*+TXV / MBR800**1 Design Subcooling 9 ±3 °F @ the liquid service valve, ARI 95 test conditions

IDB*	Airflow	Outdoor Ambient Temperature																								
		65				75				85				95				105				115				
		59	63	67	71	59	63	67	71	59	63	67	71	59	63	67	71	59	63	67	71	59	63	67	71	
80	950	MBh	24.0	24.5	26.2	28.0	23.4	23.9	25.6	27.3	22.9	23.4	25.0	26.7	22.3	22.8	24.4	26.0	21.2	21.7	23.1	24.7	19.6	20.1	21.4	22.9
		S/T	0.94	0.89	0.72	0.54	0.98	0.92	0.75	0.56	1.00	0.94	0.77	0.57	1.00	0.97	0.79	0.59	1.00	1.00	0.82	0.61	1.00	1.00	0.83	0.62
		Delta T	22	21	18	15	22	21	19	15	22	21	19	15	22	21	19	15	21	21	18	15	19	19	17	14
		KW	1.64	1.68	1.73	1.78	1.76	1.80	1.85	1.91	1.86	1.90	1.96	2.02	1.96	2.00	2.06	2.12	2.03	2.08	2.14	2.21	2.10	2.14	2.21	2.28
		AMPS	10.2	10.3	10.5	10.7	10.7	10.8	11.0	11.2	11.2	11.3	11.6	11.8	11.6	11.8	12.0	12.3	12.1	12.3	12.5	12.8	12.5	12.7	13.0	13.3
		HI PR	137	148	156	163	154	166	175	182	175	188	199	208	199	215	227	236	224	241	255	266	248	267	282	294
	850	LO PR	66	70	76	81	69	74	80	86	72	77	84	89	76	80	88	94	79	84	92	98	82	87	95	101
		MBh	23.6	24.1	25.8	27.6	23.1	23.6	25.2	26.9	22.5	23.0	24.6	26.3	22.0	22.5	24.0	25.7	20.9	21.3	22.8	24.4	19.3	19.8	21.1	22.6
		S/T	0.90	0.85	0.69	0.52	0.94	0.88	0.72	0.53	0.96	0.90	0.73	0.55	0.99	0.93	0.76	0.57	1.00	0.97	0.79	0.59	1.00	0.97	0.79	0.59
		Delta T	23	22	19	15	23	22	20	16	23	22	20	16	24	23	20	16	23	22	19	15	21	21	18	14
		KW	1.64	1.67	1.72	1.77	1.75	1.79	1.84	1.90	1.85	1.89	1.95	2.01	1.95	1.99	2.05	2.11	2.02	2.06	2.13	2.20	2.09	2.13	2.20	2.27
		AMPS	10.2	10.3	10.5	10.7	10.6	10.8	11.0	11.2	11.1	11.3	11.5	11.8	11.6	11.8	12.0	12.3	12.0	12.2	12.5	12.8	12.5	12.7	13.0	13.3
750	HI PR	136	147	155	161	153	165	174	181	174	187	198	206	198	213	225	235	223	240	253	264	246	265	280	292	
	LO PR	65	69	76	81	69	73	80	85	71	76	83	88	75	80	87	93	79	84	91	97	81	87	95	101	
	MBh	22.5	22.9	24.5	26.2	21.9	22.4	23.9	25.6	21.4	21.9	23.4	25.0	20.9	21.3	22.8	24.4	19.8	20.3	21.7	23.2	18.4	18.8	20.1	21.4	
	S/T	0.87	0.81	0.66	0.49	0.90	0.84	0.69	0.51	0.92	0.86	0.70	0.53	0.95	0.89	0.73	0.54	0.99	0.93	0.75	0.56	0.99	0.93	0.76	0.57	
	Delta T	24	23	20	16	24	23	20	16	24	23	20	16	24	23	20	16	24	23	20	16	22	21	19	15	
	KW	1.61	1.64	1.69	1.74	1.73	1.76	1.81	1.87	1.83	1.86	1.92	1.98	1.92	1.95	2.01	2.08	1.99	2.03	2.10	2.16	2.06	2.10	2.16	2.23	
85	950	AMPS	10.1	10.2	10.4	10.6	10.5	10.6	10.8	11.1	11.0	11.2	11.4	11.6	11.5	11.6	11.9	12.1	11.9	12.1	12.3	12.6	12.3	12.5	12.8	13.1
		HI PR	134	144	152	158	150	161	170	178	170	183	194	202	194	209	221	230	218	235	248	259	241	260	274	286
		LO PR	64	68	74	79	67	72	78	83	70	75	81	87	74	78	85	91	77	82	90	95	80	85	93	99
		MBh	24.4	24.9	26.1	27.8	23.8	24.3	25.5	27.2	23.3	23.7	24.8	26.5	22.7	23.1	24.2	25.9	21.6	22.0	23.0	24.6	20.0	20.4	21.3	22.8
		S/T	0.99	0.96	0.86	0.70	1.00	0.99	0.89	0.73	1.00	1.00	0.92	0.74	1.00	1.00	0.95	0.77	1.00	1.00	0.98	0.80	1.00	1.00	0.99	0.80
		Delta T	23	23	22	19	23	23	22	19	23	23	22	19	22	22	22	19	21	21	22	19	19	20	20	18
	850	KW	1.66	1.69	1.74	1.79	1.77	1.81	1.86	1.92	1.88	1.92	1.98	2.04	1.97	2.01	2.07	2.14	2.05	2.09	2.16	2.23	2.12	2.16	2.23	2.30
		AMPS	10.3	10.4	10.6	10.8	10.7	10.9	11.1	11.3	11.2	11.4	11.6	11.9	11.7	11.9	12.1	12.4	12.2	12.3	12.6	12.9	12.6	12.8	13.1	13.4
		HI PR	139	149	157	164	155	167	177	184	177	190	201	210	201	217	229	239	227	244	258	269	250	269	285	297
		LO PR	66	70	77	82	70	74	81	87	73	77	84	90	76	81	89	94	80	85	93	99	83	88	96	102
		MBh	24.0	24.5	25.7	27.4	23.5	23.9	25.1	26.8	22.9	23.4	24.5	26.1	22.4	22.8	23.9	25.5	21.2	21.7	22.7	24.2	19.7	20.1	21.0	22.4
		S/T	0.95	0.92	0.83	0.67	0.98	0.95	0.86	0.69	1.00	0.97	0.88	0.71	1.00	1.00	0.91	0.74	1.00	1.00	0.94	0.76	1.00	1.00	0.95	0.77
750	Delta T	25	24	23	20	25	25	23	20	25	25	24	21	24	25	23	20	23	23	23	20	21	22	22	19	
	KW	1.65	1.68	1.73	1.78	1.77	1.80	1.85	1.91	1.87	1.91	1.97	2.03	1.96	2.00	2.06	2.13	2.04	2.08	2.15	2.21	2.11	2.15	2.22	2.29	
	AMPS	10.2	10.4	10.5	10.8	10.7	10.8	11.0	11.3	11.2	11.4	11.6	11.8	11.7	11.8	12.1	12.4	12.1	12.3	12.6	12.9	12.6	12.8	13.0	13.4	
	HI PR	138	148	156	163	154	166	175	183	176	189	200	208	200	215	227	237	225	242	256	267	249	268	283	295	
	LO PR	66	70	76	81	69	74	81	86	72	77	84	89	76	81	88	94	79	85	92	98	82	87	95	102	
	MBh	22.8	23.3	24.4	26.0	22.3	22.7	23.8	25.4	21.8	22.2	23.3	24.8	21.2	21.7	22.7	24.2	20.2	20.6	21.6	23.0	18.7	19.1	20.0	21.3	
80	S/T	0.91	0.88	0.79	0.64	0.94	0.91	0.82	0.67	0.97	0.93	0.84	0.68	1.00	0.96	0.87	0.70	1.00	1.00	0.90	0.73	1.00	1.00	0.91	0.74	
	Delta T	25	25	24	20	26	25	24	21	26	25	24	21	26	26	24	21	25	25	24	21	23	23	22	19	
	KW	1.62	1.66	1.70	1.75	1.74	1.77	1.83	1.88	1.84	1.88	1.93	1.99	1.93	1.97	2.03	2.09	2.01	2.05	2.11	2.18	2.07	2.12	2.18	2.25	
	AMPS	10.1	10.2	10.4	10.6	10.6	10.7	10.9	11.1	11.1	11.2	11.5	11.7	11.5	11.7	11.9	12.2	12.0	12.2	12.4	12.7	12.4	12.6	12.9	13.2	
	HI PR	135	145	153	160	151	163	172	179	172	185	196	204	196	211	223	232	221	237	251	261	244	262	277	289	
	LO PR	64	69	75	80	68	72	79	84	71	75	82	88	74	79	86	92	78	83	90	96	81	86	94	100	

Shaded area is ARI Rating Conditions

IDB: Entering Indoor Dry Bulb Temperature

KW=Total system power

AMPS=Outdoor unit amps (comp.+fan)

COOLING PERFORMANCE DATA

GSH140301A*

EXPANDED PERFORMANCE DATA

COOLING OPERATION

MODEL: GSH140301A* / CA*F3636B6A* +TXV / MBR1200** -1 Design Subcooling 9 ±3 °F @ the liquid service valve, ARI 95 test conditions

IDB*	Airflow	Outdoor Ambient Temperature																													
		65					75					85					95					105					115				
		59	63	67	71	75	59	63	67	71	75	59	63	67	71	75	59	63	67	71	75	59	63	67	71	75	59	63	67	71	75
70	1214	MBh	27.4	28.4	31.2	-	26.8	27.8	30.4	-	26.2	27.1	29.7	-	25.5	26.5	29.0	-	24.2	25.1	27.5	-	22.5	23.3	25.5	-					
		S/T	0.80	0.67	0.46	-	0.83	0.69	0.48	-	0.85	0.71	0.49	-	0.88	0.73	0.51	-	0.91	0.76	0.53	-	0.92	0.77	0.53	-					
		Delta T	17	14	11	-	17	15	11	-	17	15	11	-	17	15	11	-	17	14	11	-	16	14	10	-					
		KW	1.84	1.87	1.93	-	1.97	2.00	2.06	-	2.08	2.12	2.18	-	2.18	2.22	2.29	-	2.26	2.31	2.38	-	2.33	2.38	2.46	-					
		AMPS	6.4	6.6	6.8	-	6.9	7.1	7.3	-	7.5	7.7	7.9	-	8.0	8.2	8.4	-	8.5	8.7	9.0	-	9.0	9.2	9.5	-					
		HI PR	137	148	156	-	154	166	175	-	175	188	199	-	199	215	227	-	224	241	255	-	248	267	282	-					
LO PR	64	68	75	-	68	72	79	-	70	75	82	-	74	79	86	-	78	83	90	-	80	85	93	-							
70	1080	MBh	26.6	27.6	30.3	-	26.0	27.0	29.5	-	25.4	26.3	28.8	-	24.8	25.7	28.1	-	23.5	24.4	26.7	-	21.8	22.6	24.8	-					
		S/T	0.76	0.64	0.44	-	0.79	0.66	0.46	-	0.81	0.68	0.47	-	0.84	0.70	0.48	-	0.87	0.73	0.50	-	0.88	0.73	0.51	-					
		Delta T	17	15	11	-	18	15	12	-	18	15	12	-	18	15	12	-	17	15	11	-	16	14	11	-					
		KW	1.82	1.86	1.91	-	1.95	1.99	2.05	-	2.06	2.10	2.17	-	2.16	2.20	2.27	-	2.24	2.29	2.36	-	2.32	2.36	2.44	-					
		AMPS	6.4	6.5	6.7	-	6.8	7.0	7.2	-	7.4	7.6	7.8	-	7.9	8.1	8.4	-	8.4	8.6	8.9	-	8.9	9.1	9.4	-					
		HI PR	136	146	154	-	152	164	173	-	173	187	197	-	197	212	224	-	222	239	252	-	245	264	279	-					
LO PR	64	68	74	-	67	71	78	-	70	74	81	-	73	78	85	-	77	82	89	-	79	85	92	-							
70	945	MBh	24.6	25.5	27.9	-	24.0	24.9	27.3	-	23.4	24.3	26.6	-	22.9	23.7	26.0	-	21.7	22.5	24.7	-	20.1	20.9	22.9	-					
		S/T	0.74	0.62	0.43	-	0.76	0.64	0.44	-	0.78	0.65	0.45	-	0.81	0.67	0.47	-	0.84	0.70	0.49	-	0.85	0.71	0.49	-					
		Delta T	18	15	12	-	18	15	12	-	18	15	12	-	18	16	12	-	18	15	12	-	17	14	11	-					
		KW	1.79	1.82	1.87	-	1.91	1.94	2.00	-	2.02	2.06	2.12	-	2.11	2.15	2.22	-	2.19	2.24	2.30	-	2.26	2.31	2.38	-					
		AMPS	6.2	6.3	6.5	-	6.7	6.8	7.0	-	7.2	7.4	7.6	-	7.7	7.9	8.1	-	8.2	8.4	8.6	-	8.6	8.8	9.1	-					
		HI PR	132	142	150	-	148	159	168	-	168	181	191	-	191	206	218	-	215	232	245	-	238	256	270	-					
LO PR	62	66	72	-	65	69	76	-	68	72	79	-	71	76	83	-	74	79	87	-	77	82	89	-							

IDB*	Airflow	Outdoor Ambient Temperature																													
		65					75					85					95					105					115				
		59	63	67	71	75	59	63	67	71	75	59	63	67	71	75	59	63	67	71	75	59	63	67	71	75	59	63	67	71	75
75	1214	MBh	27.9	28.7	31.1	33.4	27.3	28.1	30.4	32.6	26.6	27.4	29.6	31.8	26.0	26.7	28.9	31.0	24.7	25.4	27.5	29.5	22.8	23.5	25.5	27.3					
		S/T	0.91	0.81	0.62	0.40	0.94	0.84	0.64	0.41	0.97	0.87	0.66	0.42	1.00	0.89	0.68	0.44	1.00	0.93	0.70	0.45	1.00	0.94	0.71	0.46					
		Delta T	19	18	15	10	19	18	15	10	19	18	15	10	20	19	15	10	20	19	18	15	10	17	17	14	9				
		KW	1.85	1.89	1.94	2.00	1.98	2.02	2.08	2.14	2.09	2.14	2.20	2.27	2.19	2.24	2.31	2.38	2.28	2.33	2.40	2.47	2.35	2.40	2.48	2.55					
		AMPS	6.5	6.6	6.8	7.1	7.0	7.1	7.4	7.6	7.5	7.7	8.0	8.3	8.0	8.2	8.5	8.8	8.5	8.8	9.0	9.4	9.0	9.3	9.6	9.9					
		HI PR	139	149	157	164	155	167	177	184	177	190	201	210	201	217	229	239	227	244	257	269	250	269	284	297					
LO PR	65	69	75	80	68	73	80	85	71	76	83	88	75	80	87	92	78	83	91	97	81	86	94	100							
75	1080	MBh	27.1	27.9	30.2	32.4	26.5	27.2	29.5	31.6	25.8	26.6	28.8	30.9	25.2	25.9	28.1	30.1	23.9	24.6	26.7	28.6	22.2	22.8	24.7	26.5					
		S/T	0.87	0.78	0.59	0.38	0.90	0.81	0.61	0.39	0.92	0.83	0.62	0.40	0.95	0.85	0.64	0.41	0.99	0.88	0.67	0.43	1.00	0.89	0.67	0.43					
		Delta T	20	18	15	10	20	19	15	11	20	19	15	11	20	19	15	11	20	19	15	11	19	17	14	10					
		KW	1.84	1.87	1.93	1.98	1.97	2.00	2.06	2.12	2.08	2.12	2.18	2.25	2.18	2.22	2.29	2.36	2.26	2.31	2.38	2.45	2.33	2.38	2.46	2.53					
		AMPS	6.4	6.6	6.8	7.0	6.9	7.1	7.3	7.6	7.5	7.7	7.9	8.2	8.0	8.2	8.4	8.7	8.5	8.7	9.0	9.3	9.0	9.2	9.5	9.8					
		HI PR	137	148	156	163	154	166	175	182	175	188	199	208	199	215	227	236	224	241	255	266	248	267	282	294					
LO PR	64	68	75	79	68	72	79	84	70	75	82	87	74	79	86	92	78	83	90	96	80	85	93	99							
75	945	MBh	25.0	25.7	27.9	29.9	24.4	25.1	27.2	29.2	23.8	24.5	26.6	28.5	23.3	23.9	25.9	27.8	22.1	22.8	24.6	26.4	20.5	21.1	22.8	24.5					
		S/T	0.84	0.75	0.57	0.36	0.87	0.78	0.59	0.38	0.89	0.80	0.60	0.39	0.92	0.82	0.62	0.40	0.95	0.85	0.65	0.42	0.96	0.86	0.65	0.42					
		Delta T	20	19	15	11	21	19	16	11	21	19	16	11	21	19	16	11	21	19	15	11	19	18	14	10					
		KW	1.80	1.83	1.88	1.94	1.92	1.96	2.02	2.08	2.03	2.07	2.13	2.20	2.13	2.17	2.24	2.30	2.21	2.25	2.32	2.40	2.28	2.33	2.40	2.47					
		AMPS	6.2	6.4	6.6	6.8	6.7	6.9	7.1	7.4	7.3	7.5	7.7	8.0	7.8	7.9	8.2	8.5	8.2	8.4	8.7	9.0	8.7	8.9	9.2	9.6					
		HI PR	133	143	151	158	149	161	170	177	170	183	193	201	193	208	220	229	218	234	247	258	240	259	273	285					
LO PR	62	66	72	77	66	70	76	81	68	73	79	85	72	76	83	89	75	80	87	93	78	83	90	96							

Shaded area is ACCA (TVA) conditions

IDB: Entering Indoor Dry Bulb Temperature

KW=Total system power

AMPS=outdoor unit amps (comp.+fan)

COOLING PERFORMANCE DATA

GSH140301A*

EXPANDED PERFORMANCE DATA

EXPANDED PERFORMANCE DATA

COOLING OPERATION

MODEL: GSH140301A* / CA*F3636B6A* +TXV / MBR1200**~1 Design Subcooling 9 ±3 °F @ the liquid service valve, ARI 95 test conditions

IDB*	Airflow	75												85												95												105												115											
		65						75						85						95						105						115																													
		59	63	67	71	75	79	59	63	67	71	75	79	59	63	67	71	75	79	59	63	67	71	75	79	59	63	67	71	75	79	59	63	67	71	75	79																								
80	1214	MBh	28.4	29.0	31.0	33.1	27.7	28.3	30.3	32.4	27.1	27.7	29.6	31.6	26.4	27.0	28.8	30.8	25.1	25.6	27.4	29.3	23.2	23.8	25.4	27.1	21.0	21.5	23.1	24.8	18.8	19.3	20.8	22.4	16.5	17.0	18.5	20.0																							
		S/T	1.00	0.94	0.76	0.57	1.00	0.97	0.79	0.59	1.00	1.00	0.81	0.61	1.00	1.00	0.84	0.63	1.00	1.00	0.87	0.65	1.00	1.00	0.88	0.65	1.00	1.00	0.87	0.65	1.00	1.00	0.88	0.65																											
		Delta T	21	21	18	14	21	21	18	14	20	21	18	14	20	20	18	15	19	19	18	14	18	18	17	13	16	16	15	11	14	14	13	9																											
		KW	1.86	1.90	1.95	2.01	1.99	2.03	2.09	2.16	2.11	2.15	2.22	2.28	2.21	2.26	2.32	2.40	2.30	2.34	2.42	2.49	2.37	2.42	2.50	2.57	2.30	2.34	2.42	2.49	2.23	2.27	2.34	2.42																											
		AMPS	6.5	6.7	6.9	7.1	7.0	7.2	7.4	7.7	7.6	7.8	8.0	8.3	8.1	8.3	8.6	8.9	8.6	8.8	9.1	9.5	9.1	9.3	9.6	10.0	8.9	9.1	9.4	9.8	8.6	8.8	9.1	9.5																											
		HI PR	140	151	159	166	157	169	178	186	179	192	203	212	203	219	231	241	229	246	260	271	253	272	287	300	245	264	279	291	230	249	264	277																											
	LO PR	65	70	76	81	69	74	80	86	72	76	84	89	76	80	88	93	79	84	92	98	82	87	95	101	79	84	92	98	76	81	88	94																												
	MBh	27.6	28.2	30.1	32.2	26.9	27.5	29.4	31.4	26.3	26.9	28.7	30.7	25.6	26.2	28.0	29.9	24.4	24.9	26.6	28.4	22.6	23.1	24.6	26.3	20.8	21.3	22.7	24.3	18.9	19.4	20.7	22.2																												
	S/T	0.95	0.89	0.73	0.54	0.99	0.93	0.75	0.56	1.00	0.95	0.77	0.58	1.00	0.98	0.80	0.60	1.00	1.00	0.83	0.62	1.00	1.00	0.83	0.62	1.00	1.00	0.83	0.62	1.00	1.00	0.83	0.62																												
	Delta T	22	21	19	15	23	22	19	15	22	22	19	15	22	22	19	15	21	21	19	15	19	19	18	14	17	17	16	12	14	14	13	9																												
	KW	1.85	1.89	1.94	2.00	1.98	2.02	2.08	2.14	2.09	2.14	2.20	2.27	2.19	2.24	2.31	2.38	2.28	2.33	2.40	2.47	2.35	2.40	2.48	2.55	2.28	2.33	2.40	2.47	2.21	2.26	2.33	2.40																												
	AMPS	6.5	6.6	6.8	7.1	7.0	7.1	7.4	7.6	7.5	7.7	8.0	8.3	8.0	8.2	8.5	8.8	8.5	8.8	9.0	9.4	9.0	9.3	9.6	9.9	8.8	9.0	9.3	9.6	8.6	8.8	9.1	9.5																												
HI PR	139	149	157	164	156	167	177	184	177	190	201	210	201	217	229	239	227	244	258	269	250	269	285	297	235	254	269	281	220	237	250	261																													
LO PR	65	69	75	80	68	73	80	85	71	76	83	88	75	80	87	92	78	83	91	97	81	86	94	100	78	83	91	97	75	80	87	92																													
MBh	25.4	26.0	27.8	29.7	24.9	25.4	27.1	29.0	24.3	24.8	26.5	28.3	23.7	24.2	25.8	27.6	22.5	23.0	24.6	26.2	20.8	21.3	22.7	24.3	19.0	19.5	20.8	22.2	17.2	17.7	18.9	20.2																													
S/T	0.92	0.86	0.70	0.52	0.95	0.89	0.73	0.54	0.98	0.92	0.75	0.56	1.01	0.94	0.77	0.57	1.05	0.98	0.80	0.60	1.05	0.99	0.80	0.60	1.00	1.00	0.80	0.60	1.00	1.00	0.80	0.60																													
Delta T	23	22	19	15	23	22	19	15	23	22	19	15	23	22	19	15	23	22	19	15	21	21	20	18	19	19	18	14	17	17	16	12																													
KW	1.81	1.85	1.90	1.95	1.94	1.97	2.03	2.09	2.05	2.09	2.15	2.21	2.14	2.19	2.25	2.32	2.23	2.27	2.34	2.41	2.30	2.35	2.42	2.49	2.23	2.27	2.34	2.41	2.16	2.21	2.28	2.34																													
AMPS	6.3	6.4	6.6	6.9	6.8	6.9	7.2	7.4	7.3	7.5	7.8	8.0	7.8	8.0	8.3	8.6	8.3	8.5	8.8	9.1	8.8	9.0	9.3	9.6	8.6	8.8	9.1	9.5	8.4	8.6	8.9	9.2																													
HI PR	134	145	153	159	151	162	171	179	172	185	195	203	195	210	222	232	220	237	250	261	243	261	276	288	228	246	261	271	213	230	243	253																													
LO PR	63	67	73	78	66	71	77	82	69	73	80	85	73	77	84	90	76	81	88	94	79	84	91	97	76	81	88	94	73	78	84	90																													
MBh	28.9	29.5	30.8	32.9	28.2	28.8	30.1	32.1	27.6	28.1	29.4	31.4	26.9	27.4	28.7	30.6	25.5	26.0	27.3	29.1	23.7	24.1	25.3	26.9	21.9	22.3	23.4	25.0	20.1	20.5	21.5	23.0																													
S/T	1.00	1.00	0.91	0.74	1.00	1.00	0.94	0.77	1.00	1.00	0.97	0.79	1.00	1.00	1.00	0.81	1.00	1.00	1.00	0.84	1.00	1.00	1.00	0.85	1.00	1.00	1.00	0.84	1.00	1.00	1.00	0.85																													
Delta T	22	22	21	18	21	22	22	19	21	21	22	19	20	21	22	19	19	20	21	19	18	18	18	17	16	16	16	12	14	14	14	10																													
KW	1.88	1.91	1.97	2.03	2.01	2.05	2.11	2.17	2.13	2.17	2.23	2.30	2.23	2.27	2.34	2.42	2.31	2.36	2.44	2.51	2.39	2.44	2.52	2.60	2.32	2.37	2.44	2.51	2.25	2.30	2.37	2.44																													
AMPS	6.6	6.7	6.9	7.2	7.1	7.3	7.5	7.8	7.7	7.9	8.1	8.4	8.2	8.4	8.7	9.0	8.7	8.9	9.2	9.5	9.2	9.4	9.7	10.1	9.0	9.2	9.5	9.8	8.8	9.0	9.3	9.6																													
HI PR	141	152	161	168	159	171	180	188	180	194	205	214	205	221	234	244	231	249	263	274	255	275	290	303	240	260	275	287	225	245	260	271																													
LO PR	66	70	77	82	70	74	81	86	73	77	84	90	76	81	89	94	80	85	93	99	83	88	96	102	80	85	93	99	77	82	89	95																													
MBh	28.1	28.6	29.9	32.0	27.4	27.9	29.3	31.2	26.7	27.3	28.6	30.5	26.1	26.6	27.9	29.7	24.8	25.3	26.5	28.2	23.0	23.4	24.5	26.2	21.2	21.6	22.6	24.1	19.4	19.8	20.7	22.1																													
S/T	1.00	0.96	0.87	0.71	1.00	1.00	0.90	0.73	1.00	1.00	0.92	0.75	1.00	1.00	0.95	0.77	1.00	1.00	0.99	0.80	1.00	1.00	1.00	0.81	1.00	1.00	1.00	0.80	1.00	1.00	1.00	0.81																													
Delta T	24	23	22	19	23	24	22	19	23	23	22	19	22	23	23	20	21	22	22	19	20	20	20	18	18	18	18	14	16	16	16	12																													
KW	1.86	1.90	1.95	2.01	1.99	2.03	2.09	2.16	2.11	2.15	2.22	2.28	2.21	2.26	2.32	2.40	2.30	2.34	2.42	2.49	2.37	2.42	2.50	2.57	2.30	2.35	2.42	2.49	2.23	2.28	2.34	2.41																													
AMPS	6.5	6.7	6.9	7.1	7.0	7.2	7.4	7.7	7.6	7.8	8.0	8.3	8.1	8.3	8.6	8.9	8.6	8.8	9.1	9.5	9.1	9.3	9.6	10.0	8.9	9.1	9.4	9.7	8.7	8.9	9.2	9.5																													
HI PR	140	151	159	166	157	169	178	186	179	192	203	212	203	219	231	241	229	246	260	271	253	272	287	300	242	261	276	287	227	246	261	271																													
LO PR	65	70	76	81	69	74	80	86	72	76	84	89	76	80	88	93	79	84	92	98	82	87	95	101	79	84	92	98	76	81	88	94																													
MBh	25.9	26.4	27.6	29.5	25.3	25.8	27.0	28.8	24.7	25.2	26.4	28.1	24.1	24.6	25.7	27.4	22.9	23.3	24.4	26.1	21.2	21.6	22.6	24.1	19.4	19.8	20.7	22.1	17.6	18.0	18.9	20.2																													
S/T	0.96	0.93	0.84	0.68	1.00	0.96	0.87	0.71	1.00	0.99	0.89	0.72	1.00	1.00	0.92	0.75	1.00	1.00	0.95	0.77	1.00	1.00	1.00	0.78	1.00	1.00	1.00	0.77	1.00	1.00	1.00	0.78																													
Delta T	24	24	23	20	25	24	23	20	24	24	23	20	24	24	23	20	22	23	23	20	21	21	21	18	20	20	20	16	18	18	18	14																													
KW	1.82	1.86	1.91	1.97	1.95	1.99	2.05	2.11	2.06	2.10	2.17	2.23	2.16	2.20	2.27	2.34	2.24	2.29	2.36	2.43	2.32	2.36	2.44	2.51	2.25	2.30	2.37	2.44	2.18	2.23	2.29	2.34																													
AMPS	6.4	6.5	6.7	6.9	6.8	7.0	7.2	7.5	7.4	7.6	7.8	8.1	7.9	8.1	8.4	8.7	8.4	8.6	8.9	9.2	8.9	9.1	9.4	9.7	8.7	8.9	9.2	9.5	8.5	8.7	9.0	9.3																													
HI PR	136	146	154	161	152	164	173	181	173	186	197	205	197	212	224	234																																													

COOLING PERFORMANCE DATA

GSH140361A*

EXPANDED PERFORMANCE DATA

COOLING OPERATION

MODEL: GSH140361A* / CA*F4860C6A* +TXV / MBR1600**~1 Design Subcooling 9 ± 3°F @ the liquid service valve, ARI 95 test conditions

IDB*	Airflow	Outdoor Ambient Temperature																								
		65				75				85				95				105				115				
		59	63	67	71	59	63	67	71	59	63	67	71	59	63	67	71	59	63	67	71	59	63	67	71	
70	1198	MBh	33.9	35.1	38.5	-	33.1	34.3	37.6	-	32.3	33.5	36.7	-	31.5	32.7	35.8	-	30.0	31.1	34.0	-	27.8	28.8	31.5	-
		S/T	0.71	0.60	0.41	-	0.74	0.62	0.43	-	0.76	0.63	0.44	-	0.78	0.65	0.45	-	0.81	0.68	0.47	-	0.82	0.68	0.47	-
		Delta T	19	16	12	-	19	16	12	-	19	16	12	-	19	16	12	-	19	16	12	-	17	15	11	-
		KW	2.32	2.37	2.44	-	2.49	2.54	2.61	-	2.63	2.69	2.77	-	2.76	2.82	2.91	-	2.87	2.93	3.02	-	2.96	3.03	3.12	-
		AMPS	8.6	8.8	9.1	-	9.3	9.5	9.8	-	10.0	10.3	10.6	-	10.7	10.9	11.3	-	11.3	11.6	12.0	-	12.0	12.3	12.6	-
		HI PR	138	148	157	-	155	167	176	-	176	189	200	-	201	216	228	-	226	243	256	-	249	268	283	-
70	1065	MBh	32.9	34.1	37.4	-	32.2	33.3	36.5	-	31.4	32.5	35.6	-	30.6	31.7	34.8	-	29.1	30.2	33.0	-	26.9	27.9	30.6	-
		S/T	0.68	0.57	0.39	-	0.70	0.59	0.41	-	0.72	0.60	0.42	-	0.75	0.62	0.43	-	0.77	0.65	0.45	-	0.78	0.65	0.45	-
		Delta T	19	17	13	-	20	17	13	-	20	17	13	-	20	17	13	-	19	17	13	-	18	16	12	-
		KW	2.31	2.35	2.42	-	2.47	2.52	2.59	-	2.61	2.67	2.75	-	2.74	2.80	2.88	-	2.85	2.91	3.00	-	2.94	3.00	3.10	-
		AMPS	8.5	8.7	9.0	-	9.2	9.4	9.7	-	9.9	10.2	10.5	-	10.6	10.8	11.2	-	11.2	11.5	11.9	-	11.9	12.1	12.5	-
		HI PR	137	147	155	-	153	165	174	-	174	188	198	-	199	214	226	-	223	240	254	-	247	266	280	-
70	932	MBh	30.4	31.5	34.5	-	29.7	30.8	33.7	-	29.0	30.0	32.9	-	28.3	29.3	32.1	-	26.9	27.8	30.5	-	24.9	25.8	28.2	-
		S/T	0.66	0.55	0.38	-	0.68	0.57	0.39	-	0.70	0.58	0.40	-	0.72	0.60	0.42	-	0.75	0.62	0.43	-	0.75	0.63	0.44	-
		Delta T	20	17	13	-	20	17	13	-	20	17	13	-	20	17	13	-	20	17	13	-	18	16	12	-
		KW	2.26	2.30	2.37	-	2.41	2.46	2.53	-	2.55	2.61	2.68	-	2.68	2.73	2.82	-	2.78	2.84	2.93	-	2.87	2.93	3.02	-
		AMPS	8.3	8.5	8.8	-	9.0	9.2	9.4	-	9.7	9.9	10.2	-	10.3	10.5	10.9	-	10.9	11.2	11.5	-	11.5	11.8	12.2	-
		HI PR	132	143	151	-	149	160	169	-	169	182	192	-	193	207	219	-	217	233	246	-	239	258	272	-

IDB*	Airflow	Outdoor Ambient Temperature																								
		65				75				85				95				105				115				
		59	63	67	71	59	63	67	71	59	63	67	71	59	63	67	71	59	63	67	71	59	63	67	71	
75	1198	MBh	34.5	35.5	38.4	41.2	33.7	34.7	37.5	40.3	32.9	33.8	36.6	39.3	32.1	33.0	35.7	38.4	30.5	31.4	34.0	36.4	28.2	29.1	31.5	33.8
		S/T	0.81	0.72	0.55	0.35	0.84	0.75	0.57	0.37	0.86	0.77	0.58	0.38	0.89	0.80	0.60	0.39	0.92	0.83	0.62	0.40	0.93	0.83	0.63	0.41
		Delta T	21	20	16	11	22	20	16	11	22	20	16	11	22	20	17	11	22	20	16	11	20	19	15	10
		KW	2.34	2.39	2.46	2.53	2.51	2.56	2.63	2.71	2.65	2.71	2.79	2.88	2.78	2.84	2.93	3.02	2.89	2.95	3.05	3.14	2.99	3.05	3.15	3.25
		AMPS	8.7	8.9	9.2	9.5	9.3	9.6	9.9	10.2	10.1	10.3	10.7	11.0	10.8	11.0	11.4	11.8	11.4	11.7	12.1	12.5	12.1	12.4	12.8	13.2
		HI PR	139	150	158	165	156	168	178	185	178	191	202	211	203	218	230	240	228	245	259	270	252	271	286	298
75	1065	MBh	33.5	34.5	37.3	40.0	32.7	33.7	36.4	39.1	31.9	32.9	35.6	38.2	31.1	32.1	34.7	37.2	29.6	30.5	33.0	35.4	27.4	28.2	30.5	32.8
		S/T	0.77	0.69	0.52	0.34	0.80	0.72	0.54	0.35	0.82	0.73	0.56	0.36	0.85	0.76	0.57	0.37	0.88	0.79	0.60	0.38	0.89	0.79	0.60	0.39
		Delta T	22	21	17	12	23	21	17	12	23	21	17	12	23	21	17	12	22	21	17	12	21	19	16	11
		KW	2.32	2.37	2.44	2.51	2.49	2.54	2.61	2.69	2.63	2.69	2.77	2.85	2.76	2.82	2.91	3.00	2.87	2.93	3.02	3.12	2.97	3.03	3.12	3.22
		AMPS	8.6	8.8	9.1	9.4	9.3	9.5	9.8	10.1	10.0	10.3	10.6	11.0	10.7	10.9	11.3	11.7	11.3	11.6	12.0	12.4	12.0	12.3	12.6	13.1
		HI PR	138	148	157	164	155	167	176	184	176	189	200	209	201	216	228	238	226	243	256	267	249	268	283	295
75	932	MBh	30.9	31.8	34.4	37.0	30.2	31.1	33.6	36.1	29.5	30.3	32.8	35.2	28.7	29.6	32.0	34.4	27.3	28.1	30.4	32.7	25.3	26.0	28.2	30.3
		S/T	0.75	0.67	0.50	0.32	0.77	0.69	0.52	0.34	0.79	0.71	0.54	0.34	0.82	0.73	0.55	0.36	0.85	0.76	0.57	0.37	0.86	0.77	0.58	0.37
		Delta T	23	21	17	12	23	21	17	12	23	21	17	12	23	21	17	12	23	21	17	12	21	20	16	11
		KW	2.27	2.32	2.38	2.45	2.43	2.48	2.55	2.63	2.57	2.63	2.70	2.79	2.70	2.75	2.84	2.93	2.80	2.86	2.95	3.04	2.90	2.96	3.05	3.14
		AMPS	8.4	8.6	8.8	9.2	9.0	9.2	9.5	9.9	9.8	10.0	10.3	10.7	10.4	10.6	11.0	11.4	11.0	11.3	11.6	12.1	11.7	11.9	12.3	12.8
		HI PR	134	144	152	159	150	162	171	178	171	184	194	202	195	209	221	231	219	236	249	259	242	260	275	287

Shaded area is ACCA (TVA) conditions

IDB: Entering Indoor Dry Bulb Temperature

KW=Total system power

AMPS=outdoor unit amps (comp.+fan)

COOLING PERFORMANCE DATA

GSH140361A*

EXPANDED PERFORMANCE DATA

COOLING OPERATION

MODEL: GSH140361A* / CA*F4860C6A* +TXV / MBR1600**--1 Design Subcooling 9 ± 3°F @ the liquid service valve, ARI 95 test conditions

IDB*	Airflow	Outdoor Ambient Temperature																								
		65				75				85				95				105				115				
		59	63	67	71	59	63	67	71	59	63	67	71	59	63	67	71	59	63	67	71	59	63	67	71	
80	1198	MBh	35.1	35.9	38.3	41.0	34.3	35.0	37.4	40.0	33.5	34.2	36.5	39.0	32.6	33.4	35.6	38.1	31.0	31.7	33.9	36.2	28.7	29.4	31.4	33.5
		S/T	0.89	0.83	0.68	0.51	0.92	0.86	0.70	0.53	0.94	0.89	0.72	0.54	1.00	0.91	0.74	0.56	1.00	0.95	0.77	0.58	1.00	0.96	0.78	0.58
		Delta T	24	23	20	16	24	23	20	16	24	23	20	16	25	23	20	16	24	23	20	16	22	22	19	15
		KW	2.36	2.40	2.47	2.55	2.53	2.58	2.65	2.74	2.67	2.73	2.81	2.90	2.81	2.86	2.95	3.05	2.92	2.98	3.07	3.17	3.01	3.08	3.17	3.28
		AMPS	8.8	9.0	9.2	9.6	9.4	9.6	9.9	10.3	10.2	10.4	10.8	11.1	10.9	11.1	11.5	11.9	11.5	11.8	12.2	12.6	12.2	12.5	12.9	13.3
		HIPR	141	151	160	167	158	170	179	187	180	193	204	213	205	220	233	242	230	248	262	273	254	274	289	301
		LOPR	64	68	74	79	68	72	79	84	70	75	82	87	74	79	86	91	77	82	90	96	80	85	93	99
		MBh	34.1	34.8	37.2	39.8	33.3	34.0	36.3	38.8	32.5	33.2	35.5	37.9	31.7	32.4	34.6	37.0	30.1	30.8	32.9	35.1	27.9	28.5	30.4	32.5
		S/T	0.85	0.79	0.65	0.48	0.88	0.82	0.67	0.50	0.90	0.84	0.69	0.51	0.93	0.87	0.71	0.53	0.97	0.91	0.74	0.55	0.97	0.91	0.74	0.56
		Delta T	25	24	21	17	25	24	21	17	25	24	21	17	25	24	21	17	25	24	21	17	23	22	20	16
KW	2.34	2.39	2.46	2.53	2.51	2.56	2.63	2.71	2.65	2.71	2.79	2.88	2.78	2.84	2.93	3.02	2.89	2.95	3.05	3.14	2.99	3.05	3.15	3.25		
AMPS	8.7	8.9	9.2	9.5	9.3	9.6	9.9	10.2	10.1	10.3	10.7	11.1	10.8	11.0	11.4	11.8	11.4	11.7	12.1	12.5	12.1	12.4	12.8	13.2		
HIPR	139	150	158	165	156	168	178	185	178	191	202	211	203	218	230	240	228	245	259	270	252	271	286	298		
LOPR	63	67	74	78	67	71	78	83	70	74	81	86	73	78	85	90	77	82	89	95	79	84	92	98		
MBh	31.4	32.1	34.3	36.7	30.7	31.4	33.5	35.8	30.0	30.6	32.7	35.0	29.3	29.9	31.9	34.1	27.8	28.4	30.3	32.4	25.7	26.3	28.1	30.0		
S/T	0.82	0.77	0.62	0.47	0.85	0.79	0.65	0.48	0.87	0.81	0.66	0.50	0.90	0.84	0.68	0.51	0.93	0.87	0.71	0.53	0.94	0.88	0.72	0.54		
Delta T	25	24	21	17	26	25	21	17	26	25	21	17	26	25	22	17	26	24	21	17	24	23	20	16		
KW	2.29	2.33	2.40	2.47	2.45	2.50	2.57	2.65	2.59	2.65	2.73	2.81	2.72	2.77	2.86	2.95	2.83	2.88	2.97	3.07	2.92	2.98	3.07	3.17		
AMPS	8.5	8.7	8.9	9.2	9.1	9.3	9.6	9.9	9.8	10.1	10.4	10.8	10.5	10.7	11.1	11.5	11.1	11.4	11.7	12.2	11.8	12.0	12.4	12.9		
HIPR	135	145	154	160	152	163	172	180	173	186	196	204	196	211	223	233	221	238	251	262	244	263	278	289		
LOPR	61	65	71	76	65	69	75	80	68	72	78	83	71	75	82	88	74	79	86	92	77	82	89	95		
85	1198	MBh	35.7	36.4	38.1	40.7	34.9	35.6	37.2	39.7	34.0	34.7	36.3	38.8	33.2	33.9	35.5	37.8	31.6	32.2	33.7	35.9	29.2	29.8	31.2	33.3
		S/T	0.93	0.90	0.81	0.66	0.97	0.93	0.84	0.68	0.99	0.96	0.86	0.70	1.00	0.99	0.89	0.72	1.00	1.00	0.92	0.75	1.00	1.00	0.93	0.76
		Delta T	26	25	24	21	26	25	24	21	26	25	24	21	25	26	24	21	24	25	24	21	22	23	22	19
		KW	2.38	2.42	2.49	2.57	2.55	2.60	2.67	2.76	2.70	2.75	2.83	2.92	2.83	2.89	2.98	3.07	2.94	3.00	3.10	3.19	3.04	3.10	3.20	3.30
		AMPS	8.8	9.0	9.3	9.6	9.5	9.7	10.0	10.4	10.3	10.5	10.9	11.2	11.0	11.2	11.6	12.0	11.6	11.9	12.3	12.7	12.3	12.6	13.0	13.5
		HIPR	142	153	162	169	160	172	181	189	181	195	206	215	207	222	235	245	232	250	264	276	257	276	292	304
		LOPR	65	69	75	80	68	73	79	84	71	76	82	88	75	79	87	92	78	83	91	97	81	86	94	100
		MBh	34.7	35.3	37.0	39.5	33.9	34.5	36.1	38.6	33.1	33.7	35.3	37.6	32.2	32.9	34.4	36.7	30.6	31.2	32.7	34.9	28.4	28.9	30.3	32.3
		S/T	0.89	0.86	0.77	0.63	0.92	0.89	0.80	0.65	0.94	0.91	0.82	0.67	0.97	0.94	0.85	0.69	1.00	0.98	0.88	0.71	1.00	0.98	0.89	0.72
		Delta T	27	26	25	21	27	26	25	22	27	27	25	22	27	27	25	22	26	26	25	22	24	25	23	20
KW	2.36	2.40	2.47	2.55	2.53	2.58	2.65	2.74	2.67	2.73	2.81	2.90	2.81	2.86	2.95	3.05	2.92	2.98	3.07	3.17	3.01	3.08	3.17	3.28		
AMPS	8.8	9.0	9.2	9.6	9.4	9.6	9.9	10.3	10.2	10.4	10.8	11.1	10.9	11.1	11.5	11.9	11.5	11.8	12.2	12.6	12.2	12.5	12.9	13.3		
HIPR	141	151	160	167	158	170	179	187	180	193	204	213	205	220	233	242	230	248	262	273	254	274	289	301		
LOPR	64	68	74	79	68	72	79	84	70	75	82	87	74	79	86	91	77	82	90	96	80	85	93	99		
MBh	32.0	32.6	34.2	36.4	31.3	31.9	33.4	35.6	30.5	31.1	32.6	34.7	29.8	30.3	31.8	33.9	28.3	28.8	30.2	32.2	26.2	26.7	28.0	29.8		
S/T	0.86	0.83	0.75	0.61	0.89	0.86	0.77	0.63	0.91	0.88	0.79	0.64	0.94	0.91	0.82	0.66	0.98	0.94	0.85	0.69	0.98	0.95	0.86	0.70		
Delta T	27	27	25	22	27	27	25	22	28	27	25	22	28	27	26	22	27	27	25	22	25	25	24	20		
KW	2.31	2.35	2.42	2.49	2.47	2.52	2.59	2.67	2.61	2.67	2.75	2.83	2.74	2.80	2.88	2.97	2.85	2.91	3.00	3.09	2.94	3.00	3.10	3.20		
AMPS	8.5	8.7	9.0	9.3	9.2	9.4	9.7	10.0	9.9	10.2	10.5	10.9	10.6	10.8	11.2	11.6	11.2	11.5	11.9	12.3	11.9	12.1	12.5	13.0		
HIPR	137	147	155	162	153	165	174	182	174	188	198	207	198	214	226	235	223	240	254	265	247	265	280	292		
LOPR	62	66	72	77	66	70	76	81	68	73	79	84	72	76	83	89	75	80	87	93	78	83	90	96		

Shaded area is ARI Rating Conditions

IDB: Entering Indoor Dry Bulb Temperature

KW=Total system power

AMPS=outdoor unit amps (comp.+fan)

COOLING PERFORMANCE DATA

GSH140421A*

EXPANDED PERFORMANCE DATA

EXPANDED PERFORMANCE DATA

COOLING OPERATION

MODEL: GSH140421A* / CA*F4860D6A*+TXV / MBR2000**~1 Design Subcooling, 9 ±3°F @ the liquid service valve, ARI 95 test conditions

IDB*	Airflow	Outdoor Ambient Temperature																									
		65				75				85				95				105				115					
		59	63	67	71	59	63	67	71	59	63	67	71	59	63	67	71	59	63	67	71	59	63	67	71		
70	1575	MBh	38.8	40.2	44.1	-	37.9	39.3	43.0	-	37.0	38.3	42.0	-	36.1	37.4	41.0	-	34.3	35.5	38.9	-	31.8	32.9	36.1	-	
		S/T	0.78	0.66	0.45	-	0.81	0.68	0.47	-	0.83	0.70	0.48	-	0.86	0.72	0.50	-	0.89	0.75	0.52	-	0.90	0.75	0.52	-	
		Delta T	18	15	12	-	18	16	12	-	18	16	12	-	18	16	12	-	18	15	12	-	17	14	11	-	
		KW	2.58	2.63	2.71	-	2.76	2.82	2.90	-	2.92	2.98	3.07	-	3.06	3.13	3.22	-	3.18	3.25	3.35	-	3.29	3.35	3.46	-	
		AMPS	3.1	3.4	3.7	-	3.9	4.1	4.4	-	4.7	5.0	5.3	-	5.4	5.7	6.1	-	6.1	6.4	6.8	-	6.9	7.2	7.6	-	
	1400	HIPR	136	146	155	-	153	164	173	-	174	187	197	-	198	213	225	-	222	239	253	-	246	265	279	-	
		LOPR	63	67	73	-	67	71	77	-	69	74	80	-	73	77	84	-	76	81	89	-	79	84	92	-	
		MBh	37.7	39.0	42.8	-	36.8	38.1	41.8	-	35.9	37.2	40.8	-	35.0	36.3	39.8	-	33.3	34.5	37.8	-	30.8	32.0	35.0	-	
		S/T	0.75	0.63	0.43	-	0.78	0.65	0.45	-	0.80	0.66	0.46	-	0.82	0.69	0.48	-	0.85	0.71	0.49	-	0.86	0.72	0.50	-	
		Delta T	19	16	12	-	19	16	12	-	19	16	12	-	19	16	12	-	19	16	12	-	17	15	11	-	
1225	KW	2.57	2.62	2.69	-	2.74	2.80	2.88	-	2.90	2.96	3.05	-	3.04	3.10	3.20	-	3.16	3.22	3.32	-	3.26	3.33	3.43	-		
	AMPS	3.1	3.3	3.6	-	3.8	4.0	4.3	-	4.6	4.9	5.2	-	5.3	5.6	6.0	-	6.0	6.3	6.7	-	6.7	7.0	7.5	-		
	HIPR	135	145	153	-	151	163	172	-	172	185	195	-	196	211	223	-	220	237	250	-	243	262	277	-		
	LOPR	62	66	73	-	66	70	77	-	69	73	80	-	72	77	84	-	75	80	88	-	78	83	91	-		
	MBh	34.8	36.0	39.5	-	34.0	35.2	38.6	-	33.2	34.4	37.7	-	32.3	33.5	36.7	-	30.7	31.9	34.9	-	28.5	29.5	32.3	-		
75	1575	S/T	0.72	0.60	0.42	-	0.75	0.62	0.43	-	0.77	0.64	0.44	-	0.79	0.66	0.46	-	0.82	0.69	0.48	-	0.83	0.69	0.48	-	
		Delta T	19	16	12	-	19	17	13	-	19	17	13	-	19	17	13	-	19	16	12	-	18	15	12	-	
		KW	2.51	2.56	2.63	-	2.68	2.74	2.82	-	2.84	2.89	2.98	-	2.97	3.03	3.12	-	3.09	3.15	3.24	-	3.18	3.25	3.35	-	
		AMPS	2.8	3.0	3.3	-	3.5	3.7	4.1	-	4.3	4.6	4.9	-	5.0	5.3	5.6	-	5.7	6.0	6.4	-	6.4	6.7	7.1	-	
		HIPR	131	141	148	-	147	158	167	-	167	179	190	-	190	204	216	-	214	230	243	-	236	254	268	-	
	1400	LOPR	61	64	70	-	64	68	74	-	67	71	77	-	70	74	81	-	73	78	85	-	76	81	88	-	
		MBh	39.5	40.6	44.0	47.2	38.5	39.7	43.0	46.1	37.6	38.7	41.9	45.0	36.7	37.8	40.9	43.9	34.9	35.9	38.9	41.7	32.3	33.3	36.0	38.6	
		S/T	0.89	0.80	0.60	0.39	0.92	0.83	0.63	0.40	0.95	0.85	0.64	0.41	0.98	0.88	0.66	0.43	1.00	0.91	0.69	0.44	1.00	0.92	0.69	0.45	
		Delta T	21	19	16	11	21	19	16	11	21	19	16	11	21	19	16	11	21	20	19	16	11	19	18	15	10
		KW	2.60	2.65	2.73	2.81	2.79	2.84	2.92	3.01	2.95	3.01	3.10	3.19	3.09	3.15	3.25	3.35	3.21	3.27	3.38	3.48	3.31	3.38	3.49	3.60	
1225	AMPS	3.2	3.4	3.7	4.1	4.0	4.2	4.5	4.9	4.8	5.1	5.4	5.8	5.5	5.8	6.2	6.6	6.3	6.5	7.0	7.4	7.0	7.3	7.7	8.2		
	HIPR	137	148	156	163	154	166	175	183	175	189	199	208	200	215	227	237	225	242	255	266	248	267	282	294		
	LOPR	64	68	74	79	67	72	78	83	70	74	81	87	73	78	85	91	77	82	89	95	80	85	93	99		
	MBh	38.3	39.4	42.7	45.8	37.4	38.5	41.7	44.8	36.5	37.6	40.7	43.7	35.6	36.7	39.7	42.6	33.9	34.9	37.7	40.5	31.4	32.3	35.0	37.5		
	S/T	0.85	0.76	0.58	0.37	0.88	0.79	0.60	0.38	0.90	0.81	0.61	0.39	0.93	0.83	0.63	0.41	0.97	0.87	0.66	0.42	0.98	0.87	0.66	0.43		
75	1400	Delta T	21	20	16	11	22	20	16	11	22	20	16	11	22	20	16	11	22	20	16	11	20	19	15	10	
		KW	2.58	2.63	2.71	2.79	2.76	2.82	2.90	2.99	2.92	2.98	3.07	3.17	3.06	3.13	3.22	3.32	3.18	3.25	3.35	3.45	3.29	3.36	3.46	3.57	
		AMPS	3.1	3.4	3.7	4.0	3.9	4.1	4.4	4.8	4.7	5.0	5.3	5.7	5.4	5.7	6.1	6.5	6.1	6.4	6.8	7.3	6.9	7.2	7.6	8.1	
		HIPR	136	146	155	161	153	164	174	181	174	187	197	206	198	213	225	234	223	239	253	264	246	265	279	291	
		LOPR	63	67	73	78	67	71	77	82	69	74	80	86	73	77	84	90	76	81	89	94	79	84	92	98	
	1225	MBh	35.4	36.4	39.4	42.3	34.5	35.6	38.5	41.3	33.7	34.7	37.6	40.3	32.9	33.9	36.7	39.3	31.3	32.2	34.8	37.4	28.9	29.8	32.3	34.6	
		S/T	0.82	0.73	0.56	0.36	0.85	0.76	0.58	0.37	0.87	0.78	0.59	0.38	0.90	0.81	0.61	0.39	0.93	0.84	0.63	0.41	0.94	0.84	0.64	0.41	
		Delta T	22	20	16	11	22	20	17	11	22	20	17	11	22	20	17	12	22	20	17	11	20	19	15	11	
		KW	2.53	2.58	2.65	2.73	2.70	2.76	2.84	2.92	2.86	2.91	3.00	3.09	2.99	3.05	3.15	3.24	3.11	3.17	3.27	3.37	3.21	3.28	3.38	3.48	
		AMPS	2.9	3.1	3.4	3.7	3.6	3.8	4.1	4.5	4.4	4.7	5.0	5.4	5.1	5.4	5.8	6.2	5.8	6.1	6.5	7.0	6.5	6.8	7.2	7.7	
1225	HIPR	132	142	150	156	148	159	168	176	168	181	191	200	192	206	218	227	216	232	245	256	238	257	271	283		
	LOPR	61	65	71	76	65	69	75	80	67	71	78	83	71	75	82	87	74	79	86	91	76	81	89	95		
	MBh	35.4	36.4	39.4	42.3	34.5	35.6	38.5	41.3	33.7	34.7	37.6	40.3	32.9	33.9	36.7	39.3	31.3	32.2	34.8	37.4	28.9	29.8	32.3	34.6		
	S/T	0.82	0.73	0.56	0.36	0.85	0.76	0.58	0.37	0.87	0.78	0.59	0.38	0.90	0.81	0.61	0.39	0.93	0.84	0.63	0.41	0.94	0.84	0.64	0.41		
	Delta T	22	20	16	11	22	20	17	11	22	20	17	11	22	20	17	12	22	20	17	11	20	19	15	11		

Shaded area is ACCA (TVA) conditions

IDB: Entering Indoor Dry Bulb Temperature

KW= Total system power

AMPS= outdoor unit amps (comp. + fan)

COOLING PERFORMANCE DATA

GSH140421A*

EXPANDED PERFORMANCE DATA

COOLING OPERATION

MODEL: GSH140421A / CA*F4860D6A*+TXV / MBR2000**~1 Design Subcooling, 9 ±3 °F @ the liquid service valve, ARI 95 test conditions

IDB*	Airflow	Outdoor Ambient Temperature																								
		65				75				85				95				105				115				
		59	63	67	71	59	63	67	71	59	63	67	71	59	63	67	71	59	63	67	71	59	63	67	71	
80	1575	MBh	40.2	41.0	43.8	46.9	39.2	40.1	42.8	45.8	38.3	39.1	41.8	44.7	37.4	38.2	40.8	43.6	36.5	36.3	38.7	41.4	35.5	36.3	38.7	41.4
		S/T	1.00	0.92	0.75	0.56	1.00	0.95	0.77	0.58	1.00	1.00	0.79	0.59	1.00	1.00	0.82	0.61	1.00	1.00	0.85	0.64	1.00	1.00	0.85	0.64
		Delta T	23	22	19	15	23	22	19	15	22	23	19	15	22	22	20	16	21	21	19	15	19	19	15	14
		KW	2.62	2.67	2.75	2.83	2.81	2.86	2.95	3.03	2.97	3.03	3.12	3.22	3.11	3.18	3.27	3.37	3.23	3.30	3.40	3.51	3.34	3.41	3.51	3.63
		AMPS	3.3	3.5	3.8	4.2	4.0	4.3	4.6	5.0	4.9	5.2	5.5	5.9	5.6	5.9	6.3	6.8	6.4	6.7	7.1	7.6	7.1	7.4	7.9	8.4
		HIPR	139	149	158	165	156	168	177	185	177	191	201	210	202	217	229	239	227	244	258	269	251	270	285	297
		LOPR	64	68	75	80	68	72	79	84	71	75	82	87	74	79	86	92	78	83	90	96	80	86	93	100
		MBh	39.0	39.8	42.6	45.5	38.1	38.9	41.6	44.4	37.2	38.0	40.6	43.4	36.3	37.1	39.6	42.3	34.5	35.2	37.6	40.2	31.9	32.6	34.8	37.3
		S/T	0.93	0.88	0.71	0.53	0.97	0.91	0.74	0.55	0.99	0.93	0.76	0.57	1.00	0.96	0.78	0.58	1.00	1.00	0.81	0.61	1.00	1.00	0.82	0.61
		Delta T	24	23	20	16	24	23	20	16	24	23	20	16	24	23	20	16	23	23	20	16	21	21	19	15
KW	2.60	2.65	2.73	2.81	2.79	2.84	2.92	3.01	2.95	3.01	3.10	3.19	3.09	3.15	3.25	3.35	3.21	3.27	3.38	3.48	3.31	3.38	3.49	3.60		
AMPS	3.2	3.4	3.7	4.1	4.0	4.2	4.5	4.9	4.8	5.1	5.4	5.8	5.5	5.8	6.2	6.6	6.3	6.6	7.0	7.4	7.0	7.3	7.7	8.2		
HIPR	137	148	156	163	154	166	175	183	175	189	199	208	200	215	227	237	225	242	255	266	248	267	282	294		
LOPR	64	68	74	79	67	72	78	83	70	74	81	87	73	78	85	91	77	82	89	95	80	85	93	99		
MBh	36.0	36.8	39.3	42.0	35.2	35.9	38.4	41.0	34.3	35.1	37.5	40.0	33.5	34.2	36.6	39.1	31.8	32.5	34.7	37.1	29.5	30.1	32.2	34.4		
S/T	0.90	0.84	0.69	0.51	0.93	0.87	0.71	0.53	0.96	0.90	0.73	0.55	0.99	0.93	0.75	0.56	1.02	0.96	0.78	0.58	1.03	0.97	0.79	0.59		
Delta T	24	23	20	16	25	24	21	16	25	24	21	16	25	24	21	17	24	23	20	16	23	22	19	15		
KW	2.55	2.60	2.67	2.75	2.72	2.78	2.86	2.94	2.88	2.94	3.02	3.12	3.02	3.08	3.17	3.27	3.13	3.20	3.30	3.40	3.23	3.30	3.40	3.51		
AMPS	3.0	3.2	3.5	3.8	3.7	3.9	4.2	4.6	4.5	4.8	5.1	5.5	5.2	5.5	5.9	6.3	5.9	6.2	6.6	7.1	6.6	6.9	7.3	7.9		
HIPR	133	143	152	158	150	161	170	177	170	183	193	202	194	209	220	230	218	235	248	258	241	259	274	286		
LOPR	62	66	72	76	65	69	76	81	68	72	79	84	71	76	83	88	75	79	87	92	77	82	90	96		
85	1575	MBh	40.9	41.7	43.6	46.5	39.9	40.7	42.6	45.5	39.0	39.7	41.6	44.4	38.0	38.8	40.6	43.3	36.1	36.8	38.6	41.1	33.5	34.1	35.7	38.1
		S/T	1.00	0.99	0.89	0.72	1.00	1.00	0.93	0.75	1.00	1.00	0.95	0.77	1.00	1.00	0.98	0.80	1.00	1.00	1.00	0.83	1.00	1.00	1.00	0.83
		Delta T	24	24	23	20	23	24	23	20	23	23	23	20	22	23	23	20	21	21	21	20	20	20	21	19
		KW	2.64	2.69	2.77	2.85	2.83	2.88	2.97	3.06	2.99	3.05	3.14	3.24	3.14	3.20	3.30	3.40	3.26	3.33	3.43	3.54	3.36	3.44	3.54	3.65
		AMPS	3.4	3.6	3.9	4.3	4.1	4.4	4.7	5.1	5.0	5.3	5.6	6.1	5.7	6.0	6.4	6.9	6.5	6.8	7.2	7.7	7.2	7.5	8.0	8.5
		HIPR	140	151	159	166	157	169	179	186	179	193	203	212	204	219	232	242	229	247	261	272	253	273	288	300
		LOPR	65	69	75	80	69	73	80	85	71	76	83	88	75	80	87	93	79	84	91	97	81	86	94	101
		MBh	39.7	40.4	42.4	45.2	38.8	39.5	41.4	44.1	37.8	38.6	40.4	43.1	36.9	37.6	39.4	42.0	35.1	35.7	37.4	39.9	32.5	33.1	34.7	37.0
		S/T	0.98	0.94	0.85	0.69	1.00	0.98	0.88	0.72	1.00	1.00	0.91	0.73	1.00	1.00	0.93	0.76	1.00	1.00	0.97	0.79	1.00	1.00	0.98	0.79
		Delta T	25	25	24	21	25	25	24	21	25	25	24	21	24	25	24	21	23	23	24	21	21	21	22	19
KW	2.62	2.67	2.75	2.83	2.81	2.86	2.95	3.03	2.97	3.03	3.12	3.22	3.11	3.18	3.27	3.37	3.23	3.30	3.40	3.51	3.34	3.41	3.51	3.63		
AMPS	3.3	3.5	3.8	4.2	4.0	4.3	4.6	5.0	4.9	5.2	5.5	5.9	5.6	5.9	6.3	6.8	6.4	6.7	7.1	7.6	7.1	7.4	7.9	8.4		
HIPR	139	149	158	165	156	168	177	185	177	191	201	210	202	217	229	239	227	244	258	269	251	270	285	297		
LOPR	64	68	75	80	68	72	79	84	71	75	82	87	74	79	86	92	78	83	90	96	80	86	93	100		
MBh	36.6	37.3	39.1	41.7	35.8	36.5	38.2	40.7	34.9	35.6	37.3	39.8	34.1	34.7	36.4	38.8	32.4	33.0	34.5	36.9	30.0	30.6	32.0	34.1		
S/T	0.94	0.91	0.82	0.67	0.98	0.94	0.85	0.69	1.00	0.97	0.87	0.71	1.00	1.00	0.90	0.73	1.00	1.00	0.94	0.76	1.00	1.00	0.94	0.77		
Delta T	26	26	24	21	26	26	24	21	26	26	24	21	26	26	25	21	24	25	24	21	22	23	23	20		
KW	2.57	2.61	2.69	2.77	2.74	2.80	2.88	2.97	2.90	2.96	3.05	3.14	3.04	3.10	3.20	3.29	3.16	3.22	3.32	3.43	3.26	3.33	3.43	3.54		
AMPS	3.1	3.3	3.6	3.9	3.8	4.0	4.3	4.7	4.6	4.9	5.2	5.6	5.3	5.6	6.0	6.4	6.0	6.3	6.7	7.2	6.7	7.0	7.5	8.0		
HIPR	135	145	153	160	151	163	172	179	172	185	195	204	196	211	222	232	220	237	250	261	243	262	276	288		
LOPR	62	66	72	77	66	70	77	82	69	73	80	85	72	77	84	89	75	80	88	93	78	83	91	97		

Shaded area is ARI Rating Conditions

IDB: Entering Indoor Dry Bulb Temperature

KW=Total system power

AMPS=Outdoor unit amps (comp.+fan)

COOLING PERFORMANCE DATA

GSH140481A*

EXPANDED PERFORMANCE DATA

EXPANDED PERFORMANCE DATA

COOLING OPERATION

MODEL: GSH140481A* / CA*F4860D6A*+TXV / MBR2000**~1 Design Subcooling 9 ±3 °F @ the liquid service valve, ARI 95 test conditions

IDB*	Airflow	Outdoor Ambient Temperature																																																																																																																																																																																																																																																																																																																																																																																																																																																																																																																																						
		65						75						85						95						105						115																																																																																																																																																																																																																																																																																																																																																																																																																																																																																																								
		59	63	67	71	75	79	59	63	67	71	75	79	59	63	67	71	75	79	59	63	67	71	75	79	59	63	67	71	75	79	59	63	67	71	75	79																																																																																																																																																																																																																																																																																																																																																																																																																																																																																																			
70	1744	MBh	45.1	46.7	51.2	-	44.0	45.6	50.0	-	43.0	44.5	48.8	-	41.9	43.5	47.6	-	39.8	41.3	45.2	-	36.9	38.2	41.9	-	0.74	0.62	0.43	-	0.77	0.64	0.44	-	0.79	0.66	0.46	-	0.81	0.68	0.47	-	0.84	0.70	0.49	-	0.85	0.71	0.49	-	18	15	12	-	18	15	12	-	18	16	12	-	18	16	12	-	18	16	12	-	18	15	12	-	17	14	11	-	3.09	3.15	3.25	-	3.31	3.38	3.48	-	3.51	3.58	3.69	-	3.68	3.76	3.88	-	3.83	3.91	4.03	-	3.96	4.04	4.17	-	3.8	4.1	4.5	-	4.7	5.0	5.4	-	5.8	6.1	6.6	-	6.7	7.0	7.5	-	7.6	8.0	8.5	-	8.5	8.9	9.5	-	130	140	148	-	146	157	166	-	166	179	188	-	189	203	215	-	213	229	242	-	235	253	267	-	62	66	72	-	65	69	76	-	68	72	79	-	71	76	83	-	75	79	87	-	77	82	90	-	43.8	45.4	49.7	-	42.7	44.3	48.5	-	41.7	43.2	47.4	-	40.7	42.2	46.2	-	38.7	40.1	43.9	-	35.8	37.1	40.7	-	0.71	0.59	0.41	-	0.73	0.61	0.42	-	0.75	0.63	0.43	-	0.77	0.65	0.45	-	0.80	0.67	0.47	-	0.81	0.68	0.47	-	18	16	12	-	19	16	12	-	19	16	12	-	19	16	12	-	19	16	12	-	18	16	12	-	17	15	11	-	3.07	3.13	3.22	-	3.29	3.36	3.46	-	3.48	3.56	3.66	-	3.65	3.73	3.85	-	3.80	3.88	4.00	-	3.93	4.01	4.14	-	3.4	3.7	4.0	-	4.6	4.9	5.3	-	5.7	6.0	6.4	-	6.6	6.9	7.4	-	7.5	7.8	8.4	-	8.4	8.8	9.3	-	129	138	146	-	144	155	164	-	164	177	187	-	187	201	213	-	210	226	239	-	233	250	264	-	61	65	71	-	65	69	75	-	67	71	78	-	70	75	82	-	74	79	86	-	76	81	89	-	40.4	41.9	45.9	-	39.5	40.9	44.8	-	38.5	39.9	43.7	-	37.6	38.9	42.7	-	35.7	37.0	40.5	-	33.1	34.3	37.5	-	0.68	0.57	0.39	-	0.71	0.59	0.41	-	0.72	0.60	0.42	-	0.75	0.62	0.43	-	0.78	0.65	0.45	-	0.78	0.65	0.45	-	19	16	12	-	19	16	12	-	19	16	12	-	19	16	13	-	19	16	12	-	18	15	12	-	18	15	12	-	3.00	3.06	3.15	-	3.21	3.28	3.38	-	3.40	3.47	3.58	-	3.57	3.64	3.76	-	3.71	3.79	3.91	-	3.83	3.91	4.04	-	3.4	3.7	4.0	-	4.3	4.6	5.0	-	5.3	5.6	6.0	-	6.2	6.5	7.0	-	7.1	7.4	7.9	-	7.9	8.3	8.8	-	125	134	142	-	140	151	159	-	159	171	181	-	181	195	206	-	204	220	232	-	226	243	256	-	59	63	69	-	63	67	73	-	65	69	76	-	68	73	79	-	72	76	83	-	74	79	86	-		
		75	1744	MBh	45.8	47.2	51.1	54.8	44.8	46.1	49.9	53.6	43.7	45.0	48.7	52.3	42.6	43.9	47.5	51.0	40.5	41.7	45.1	48.5	37.5	38.6	41.8	44.9	0.84	0.75	0.57	0.37	0.87	0.78	0.59	0.38	0.89	0.80	0.61	0.39	0.92	0.83	0.63	0.40	0.96	0.86	0.65	0.42	0.97	0.86	0.65	0.42	20	19	15	11	21	19	16	11	21	19	16	11	21	19	16	11	21	19	16	11	20	19	15	11	19	18	14	10	3.12	3.18	3.27	3.37	3.34	3.41	3.51	3.62	3.54	3.62	3.72	3.84	3.71	3.79	3.91	4.03	3.86	3.94	4.07	4.20	3.99	4.07	4.20	4.34	3.9	4.2	4.6	5.0	4.8	5.1	5.6	6.0	5.9	6.2	6.7	7.2	6.8	7.2	7.7	8.2	7.7	8.1	8.6	9.3	8.7	9.1	9.6	10.3	131	141	149	156	147	159	167	175	168	180	190	199	191	205	217	226	215	231	244	254	237	255	270	281	62	66	72	77	66	70	76	81	68	73	79	85	72	76	83	89	75	80	87	93	78	83	91	96	44.5	45.8	49.6	53.2	43.5	44.8	48.4	52.0	42.4	43.7	47.3	50.8	41.4	42.6	46.1	49.5	39.3	40.5	43.8	47.0	36.4	37.5	40.6	43.6	0.80	0.72	0.54	0.35	0.83	0.74	0.56	0.36	0.85	0.76	0.58	0.37	0.88	0.79	0.60	0.38	0.91	0.82	0.62	0.40	0.92	0.82	0.62	0.40	21	20	16	11	21	20	16	11	21	20	16	11	22	20	16	11	22	20	16	11	21	20	16	11	20	18	15	10	3.09	3.15	3.25	3.34	3.31	3.38	3.48	3.59	3.51	3.58	3.69	3.81	3.68	3.76	3.88	4.00	3.83	3.91	4.03	4.16	3.96	4.04	4.17	4.31	3.8	4.1	4.5	4.9	4.7	5.0	5.4	5.9	5.8	6.1	6.6	7.1	6.7	7.0	7.5	8.1	7.6	8.0	8.5	9.1	8.5	8.9	9.5	10.1	130	140	148	154	146	157	166	173	166	179	189	197	189	203	215	224	216	229	242	252	235	253	267	278	62	66	72	76	65	69	76	81	68	72	79	84	71	76	83	88	75	79	87	92	77	82	90	95	41.1	42.3	45.8	49.1	40.1	41.3	44.7	48.0	39.2	40.3	43.7	46.8	38.2	39.3	42.6	45.7	36.3	37.4	40.5	43.4	33.6	34.6	37.5	40.2	0.77	0.69	0.52	0.34	0.80	0.72	0.54	0.35	0.82	0.74	0.56	0.36	0.85	0.76	0.57	0.37	0.88	0.79	0.60	0.38	0.89	0.80	0.60	0.39	22	20	16	11	22	20	16	11	22	20	16	11	22	20	17	11	22	20	16	11	22	20	16	11	20	19	15	11	3.02	3.08	3.17	3.27	3.24	3.30	3.40	3.51	3.43	3.50	3.61	3.72	3.60	3.67	3.79	3.90	3.74	3.82	3.94	4.06	3.86	3.94	4.07	4.20	3.5	3.8	4.1	4.6	4.4	4.7	5.1	5.6	5.4	5.7	6.2	6.7	6.3	6.6	7.1	7.7	7.2	7.6	8.1	8.6	8.1	8.4	9.0	9.6	126	136	143	149	142	152	161	168	161	173	183	191	183	197	208	217	206	222	234	244	228	245	259	270	60	64	70	74	63	67	73	78	66	70	76	81	69	73	80	85	72	77	84	89	75	80	87	93
				1356	MBh	41.1	42.3	45.8	49.1	40.1	41.3	44.7	48.0	39.2	40.3	43.7	46.8	38.2	39.3	42.6	45.7	36.3	37.4	40.5	43.4	33.6	34.6	37.5	40.2	0.77	0.69	0.52	0.34	0.80	0.72	0.54	0.35	0.82	0.74	0.56	0.36	0.85	0.76	0.57	0.37	0.88	0.79	0.60	0.38	0.89	0.80	0.60	0.39	22	20	16	11	22	20	16	11	22	20	16	11	22	20	17	11	22	20	16	11	22	20	16	11	20	19	15	11	3.02	3.08	3.17	3.27	3.24	3.30	3.40	3.51	3.43	3.50	3.61	3.72	3.60	3.67	3.79	3.90	3.74	3.82	3.94	4.06	3.86	3.94	4.07	4.20	3.5	3.8	4.1	4.6	4.4	4.7	5.1	5.6	5.4	5.7	6.2	6.7	6.3	6.6	7.1	7.7	7.2	7.6	8.1	8.6	8.1	8.4	9.0	9.6	126	136	143	149	142	152	161	168	161	173	183	191	183	197	208	217	206	222	234	244	228	245	259	270	60	64	70	74	63	67	73	78	66	70	76	81	69	73	80	85	72	77	84	89	75	80	87	93																																																																																																																																																																																																																																																																																																																																																							

Shaded area is ACCA (TVA) conditions IDB: Entering Indoor Dry Bulb Temperature KW= Total system power AMPS= outdoor unit amps (comp.-fan)

COOLING PERFORMANCE DATA

GSH140481A*

EXPANDED PERFORMANCE DATA

COOLING OPERATION

MODEL: GSH140481A / CA*F4860D6A*+TXV / MBR2000**~1 Design Subcooling 9 ±3 °F @ the liquid service valve, ARI 95 test conditions

IDB*	Airflow	Outdoor Ambient Temperature																												
		65				75				85				95				105				115								
		59	63	67	71	59	63	67	71	59	63	67	71	59	63	67	71	59	63	67	71	59	63	67	71					
80	1744	MBh	46.7	47.7	50.9	54.4	45.6	46.6	49.7	53.2	44.5	45.5	48.6	51.9	43.4	44.3	47.4	50.6	41.2	42.1	45.0	48.1	40.0	40.9	43.7	46.7	38.2	39.0	41.7	44.6
		S/T	0.92	0.87	0.70	0.53	0.96	0.90	0.73	0.55	1.00	0.92	0.75	0.56	1.00	0.95	0.77	0.58	1.00	1.00	0.80	0.60	1.00	1.00	0.80	0.60	1.00	1.00	0.81	0.60
		Delta T	23	22	19	15	23	22	19	15	23	22	19	15	23	22	19	15	22	22	19	15	22	22	19	15	20	21	18	14
		KW	3.14	3.20	3.30	3.40	3.37	3.43	3.54	3.65	3.57	3.64	3.75	3.87	3.74	3.82	3.94	4.07	3.89	3.97	4.10	4.23	4.02	4.10	4.23	4.36	4.02	4.11	4.24	4.38
		AMPS	4.0	4.3	4.7	5.1	5.0	5.3	5.7	6.2	6.0	6.4	6.8	7.4	7.0	7.3	7.8	8.4	7.9	8.3	8.8	9.4	8.8	9.2	9.8	10.4	8.8	9.2	9.8	10.4
		HIPR	133	143	151	157	149	160	169	176	169	182	192	201	193	207	219	228	217	233	246	257	240	258	272	284	240	258	272	284
		LOPR	63	67	73	78	67	71	77	82	69	74	80	86	73	77	84	90	76	81	88	94	79	84	91	97	79	84	91	97
		MBh	45.3	46.3	49.5	52.9	44.2	45.2	48.3	51.6	43.2	44.1	47.2	50.4	42.1	43.1	46.0	49.2	40.0	40.9	43.7	46.7	37.1	37.9	40.5	43.3	35.0	35.8	38.4	41.2
		S/T	0.88	0.83	0.67	0.50	0.91	0.86	0.70	0.52	0.94	0.88	0.71	0.53	0.97	0.91	0.74	0.55	1.00	0.94	0.77	0.57	1.00	0.95	0.77	0.57	1.00	0.95	0.77	0.58
		Delta T	24	23	20	16	24	23	20	16	24	23	20	16	24	23	20	16	24	23	20	16	22	22	19	15	22	21	19	15
KW	3.12	3.18	3.27	3.37	3.34	3.41	3.51	3.62	3.54	3.61	3.72	3.84	3.71	3.79	3.91	4.03	3.86	3.94	4.07	4.20	3.99	4.08	4.20	4.34	3.99	4.08	4.20	4.34		
AMPS	3.9	4.2	4.6	5.0	4.8	5.1	5.6	6.0	5.9	6.2	6.7	7.2	6.8	7.2	7.7	8.2	7.8	8.1	8.7	9.3	8.7	9.1	9.6	10.3	8.7	9.1	9.6	10.3		
HIPR	131	141	149	156	147	159	167	175	168	180	190	199	191	205	217	226	215	231	244	255	237	255	270	281	237	255	270	281		
LOPR	62	66	72	77	66	70	76	81	68	73	79	85	72	76	84	89	75	80	88	93	78	83	91	96	78	83	91	96		
MBh	41.8	42.7	45.6	48.8	40.8	41.7	44.6	47.7	39.9	40.7	43.5	46.5	38.9	39.7	42.5	45.4	36.9	37.8	40.3	43.1	34.2	35.0	37.4	39.9	34.2	35.0	37.4	39.9		
S/T	0.85	0.80	0.65	0.48	0.88	0.83	0.67	0.50	0.90	0.85	0.69	0.51	0.93	0.87	0.71	0.53	0.97	0.91	0.74	0.55	0.97	0.91	0.74	0.55	0.97	0.91	0.74	0.56		
Delta T	24	23	20	16	24	23	20	16	24	23	20	16	25	24	20	16	24	23	20	16	24	23	20	16	23	22	19	15		
KW	3.05	3.11	3.20	3.29	3.26	3.33	3.43	3.53	3.46	3.53	3.63	3.75	3.63	3.70	3.82	3.94	3.77	3.85	3.97	4.10	3.89	3.98	4.10	4.23	3.89	3.98	4.10	4.23		
AMPS	3.6	3.9	4.2	4.7	4.5	4.8	5.2	5.7	5.5	5.9	6.3	6.8	6.4	6.8	7.3	7.8	7.3	7.7	8.2	8.8	8.2	8.6	9.1	9.8	8.2	8.6	9.1	9.8		
HIPR	127	137	145	151	143	154	162	169	163	175	185	193	185	199	210	219	208	224	237	247	230	248	262	273	230	248	262	273		
LOPR	60	64	70	75	64	68	74	79	66	71	77	82	70	74	81	86	73	78	85	90	76	80	88	94	76	80	88	94		
85	1744	MBh	47.5	48.4	50.7	54.1	46.4	47.3	49.5	52.8	45.3	46.1	48.3	51.6	44.2	45.0	47.1	50.3	42.0	42.8	44.8	47.8	38.9	39.6	41.5	44.3	38.9	39.6	41.5	44.3
		S/T	0.97	0.93	0.84	0.68	1.00	0.97	0.87	0.71	1.00	0.99	0.90	0.73	1.00	1.00	0.92	0.75	1.00	1.00	0.96	0.78	1.00	1.00	0.97	0.79	1.00	1.00	0.97	0.79
		Delta T	24	24	23	19	24	24	23	20	24	24	23	20	23	24	23	20	22	23	23	20	20	21	21	18	20	21	21	18
		KW	3.16	3.23	3.32	3.42	3.39	3.46	3.57	3.68	3.59	3.67	3.78	3.90	3.77	3.85	3.97	4.10	3.92	4.01	4.13	4.27	4.05	4.14	4.27	4.41	4.05	4.14	4.27	4.41
		AMPS	4.1	4.4	4.8	5.3	5.1	5.4	5.8	6.3	6.2	6.5	7.0	7.5	7.1	7.5	8.0	8.5	8.0	8.4	9.0	9.6	9.0	9.4	9.9	10.6	9.0	9.4	9.9	10.6
		HIPR	134	144	152	159	150	162	171	178	171	184	194	203	195	210	221	231	219	236	249	260	242	260	275	287	242	260	275	287
		LOPR	64	68	74	79	67	71	78	83	70	74	81	86	73	78	85	91	77	82	89	95	79	85	92	98	79	85	92	98
		MBh	46.1	47.0	49.2	52.5	45.0	45.9	48.1	51.3	43.9	44.8	46.9	50.1	42.9	43.7	45.8	48.8	40.7	41.5	43.5	46.4	37.7	38.5	40.3	43.0	37.7	38.5	40.3	43.0
		S/T	0.92	0.89	0.80	0.65	0.96	0.92	0.83	0.68	0.98	0.95	0.85	0.69	1.00	0.98	0.88	0.72	1.00	1.00	0.92	0.74	1.00	1.00	0.92	0.75	1.00	1.00	0.92	0.75
		Delta T	25	25	23	20	26	25	24	21	26	25	24	21	25	25	24	21	24	25	24	20	22	23	22	19	22	23	22	19
KW	3.14	3.20	3.30	3.40	3.37	3.43	3.54	3.65	3.57	3.64	3.75	3.87	3.74	3.82	3.94	4.07	3.89	3.97	4.10	4.23	4.02	4.11	4.24	4.38	4.02	4.11	4.24	4.38		
AMPS	4.0	4.3	4.7	5.1	5.0	5.3	5.7	6.2	6.0	6.4	6.8	7.4	7.0	7.3	7.8	8.4	7.9	8.3	8.8	9.4	8.8	9.2	9.8	10.4	8.8	9.2	9.8	10.4		
HIPR	133	143	151	157	149	160	169	176	169	182	192	201	193	207	219	228	217	233	246	257	240	258	272	284	240	258	272	284		
LOPR	63	67	73	78	67	71	77	82	69	74	80	86	73	77	84	90	76	81	88	94	79	84	91	97	79	84	91	97		
MBh	42.5	43.4	45.4	48.5	41.5	42.4	44.4	47.3	40.6	41.3	43.3	46.2	39.6	40.3	42.2	45.1	37.6	38.3	40.1	42.8	34.8	35.5	37.2	39.7	34.8	35.5	37.2	39.7		
S/T	0.89	0.86	0.78	0.63	0.92	0.89	0.80	0.65	0.95	0.91	0.82	0.67	0.98	0.94	0.85	0.69	1.00	0.98	0.88	0.72	1.00	0.99	0.89	0.72	1.00	0.99	0.89	0.72		
Delta T	26	25	24	21	26	26	24	21	26	26	24	21	26	26	24	21	25	25	24	21	23	24	22	19	23	24	22	19		
KW	3.07	3.13	3.22	3.32	3.29	3.35	3.46	3.56	3.48	3.55	3.66	3.78	3.65	3.73	3.85	3.97	3.80	3.88	4.00	4.13	3.93	4.01	4.14	4.27	3.93	4.01	4.14	4.27		
AMPS	3.7	4.0	4.4	4.8	4.6	4.9	5.3	5.8	5.7	6.0	6.4	6.9	6.6	6.9	7.4	7.9	7.5	7.8	8.3	8.9	8.4	8.7	9.3	9.9	8.4	8.7	9.3	9.9		
HIPR	129	138	146	152	144	155	164	171	164	177	187	195	187	201	212	222	210	226	239	249	232	250	264	275	232	250	264	275		
LOPR	61	65	71	76	65	69	75	80	67	71	78	83	70	75	82	87	74	79	86	91	76	81	89	94	76	81	89	94		

Shaded area is ARI Rating Conditions

IDB: Entering Indoor Dry Bulb Temperature

KW=Total system power

AMPS=Outdoor unit amps (comp.+fan)

COOLING PERFORMANCE DATA

GSH140601A*

EXPANDED PERFORMANCE DATA

EXPANDED PERFORMANCE DATA

EXPANDED PERFORMANCE DATA

MODEL: GSH140601A* / CA*F4860D6A* +TXV / MBR2000**~1 Design Subcooling 9 ±3 °F @ the liquid service valve, ARI 95 test conditions

IDB*	Airflow	Outdoor Ambient Temperature																								
		65				75				85				95												
		59	63	67	71	59	63	67	71	59	63	67	71	59	63	67	71									
70	1744	MBh	54.4	56.4	61.8	-	53.1	55.1	60.3	-	51.9	53.7	58.9	-	50.6	52.4	57.5	-	48.1	49.8	54.6	-	44.5	46.1	50.6	-
		S/T	0.76	0.64	0.44	-	0.79	0.66	0.46	-	0.81	0.68	0.47	-	0.84	0.70	0.48	-	0.87	0.73	0.50	-	0.88	0.73	0.51	-
	Delta T	18	16	12	-	19	16	12	-	19	16	12	-	19	16	12	-	18	16	12	-	17	15	11	-	
	KW	3.32	3.39	3.49	-	3.57	3.65	3.77	-	3.80	3.88	4.01	-	4.00	4.09	4.22	-	4.17	4.26	4.40	-	4.31	4.41	4.56	-	
	AMPS	12.1	12.4	12.8	-	13.1	13.4	13.9	-	14.2	14.6	15.1	-	15.2	15.6	16.1	-	16.2	16.6	17.2	-	17.2	17.6	18.2	-	
	HIPR	132	142	150	-	148	160	169	-	169	182	192	-	192	207	218	-	216	233	246	-	239	257	271	-	
	LOPR	59	63	69	-	63	67	73	-	65	69	76	-	69	73	80	-	72	76	83	-	74	79	86	-	
	MBh	52.8	54.7	60.0	-	51.6	53.5	58.6	-	50.3	52.2	57.2	-	49.1	50.9	55.8	-	46.7	48.4	53.0	-	43.2	44.8	49.1	-	
	S/T	0.73	0.61	0.42	-	0.75	0.63	0.44	-	0.77	0.65	0.45	-	0.80	0.67	0.46	-	0.83	0.69	0.48	-	0.84	0.70	0.48	-	
	Delta T	19	17	13	-	19	17	13	-	19	17	13	-	19	17	13	-	19	17	13	-	18	16	12	-	
KW	3.29	3.36	3.47	-	3.54	3.62	3.74	-	3.77	3.85	3.98	-	3.97	4.05	4.19	-	4.13	4.23	4.37	-	4.28	4.37	4.52	-		
AMPS	12.0	12.3	12.7	-	13.0	13.3	13.7	-	14.1	14.5	14.9	-	15.1	15.5	16.0	-	16.1	16.5	17.0	-	17.1	17.5	18.1	-		
HIPR	131	141	149	-	147	158	167	-	167	180	190	-	190	205	216	-	214	230	243	-	236	254	269	-		
LOPR	59	63	68	-	62	66	72	-	65	69	75	-	68	72	79	-	71	76	83	-	74	78	85	-		
MBh	48.7	50.5	55.3	-	47.6	49.3	54.1	-	46.5	48.2	52.8	-	45.3	47.0	51.5	-	43.1	44.6	48.9	-	39.9	41.4	45.3	-		
S/T	0.70	0.59	0.41	-	0.73	0.61	0.42	-	0.75	0.62	0.43	-	0.77	0.64	0.45	-	0.80	0.67	0.46	-	0.81	0.67	0.47	-		
Delta T	19	17	13	-	20	17	13	-	20	17	13	-	20	17	13	-	20	17	13	-	18	16	12	-		
KW	3.21	3.28	3.38	-	3.46	3.53	3.65	-	3.68	3.76	3.88	-	3.87	3.95	4.08	-	4.03	4.12	4.25	-	4.17	4.26	4.40	-		
AMPS	11.7	11.9	12.3	-	12.6	12.9	13.3	-	13.7	14.1	14.5	-	14.7	15.0	15.5	-	15.6	16.0	16.6	-	16.6	17.0	17.6	-		
HIPR	127	137	144	-	142	153	162	-	162	174	184	-	185	199	210	-	208	223	236	-	229	247	261	-		
LOPR	57	61	66	-	60	64	70	-	63	67	73	-	66	70	76	-	69	73	80	-	71	76	83	-		

IDB*	Airflow	Outdoor Ambient Temperature																								
		65				75				85				95												
		59	63	67	71	59	63	67	71	59	63	67	71	59	63	67	71									
75	1744	MBh	55.3	56.9	61.6	66.2	54.0	55.6	60.2	64.6	52.7	54.3	58.8	63.1	51.4	53.0	57.3	61.5	48.9	50.3	54.5	58.5	45.3	46.6	50.5	54.2
		S/T	0.87	0.78	0.59	0.38	0.90	0.80	0.61	0.39	0.92	0.82	0.62	0.40	0.95	0.85	0.64	0.41	0.99	0.88	0.67	0.43	1.00	0.89	0.67	0.43
	Delta T	21	20	16	11	21	20	16	11	21	20	16	11	22	20	16	11	22	20	16	11	21	20	18	15	10
	KW	3.34	3.42	3.52	3.64	3.60	3.68	3.80	3.92	3.83	3.91	4.04	4.18	4.03	4.12	4.26	4.40	4.20	4.30	4.44	4.59	4.35	4.45	4.60	4.75	
	AMPS	12.2	12.5	12.9	13.4	13.2	13.5	14.0	14.5	14.4	14.7	15.2	15.8	15.4	15.8	16.3	16.9	16.4	16.8	17.4	18.0	17.4	17.8	18.4	19.1	
	HIPR	134	144	152	158	150	161	170	178	170	183	194	202	194	209	221	230	218	235	248	259	241	260	274	286	
	LOPR	60	64	70	74	63	67	74	78	66	70	77	82	69	74	80	86	73	77	84	90	75	80	87	93	
	MBh	53.7	55.3	59.8	64.2	52.4	54.0	58.4	62.7	51.2	52.7	57.1	61.2	50.0	51.4	55.7	59.7	47.5	48.9	52.9	56.8	44.0	45.3	49.0	52.6	
	S/T	0.83	0.74	0.56	0.36	0.86	0.77	0.58	0.37	0.88	0.79	0.59	0.38	0.91	0.81	0.61	0.40	0.94	0.84	0.64	0.41	0.95	0.85	0.64	0.41	
	Delta T	22	20	17	11	22	21	17	12	22	21	17	12	23	21	17	12	22	20	17	12	21	19	16	11	
KW	3.32	3.39	3.50	3.61	3.57	3.65	3.77	3.89	3.80	3.88	4.01	4.14	4.00	4.09	4.22	4.36	4.17	4.26	4.40	4.55	4.31	4.41	4.56	4.71		
AMPS	12.1	12.4	12.8	13.3	13.1	13.4	13.9	14.4	14.2	14.6	15.1	15.7	15.2	15.6	16.1	16.8	16.2	16.6	17.2	17.9	17.2	17.6	18.3	19.0		
HIPR	132	142	150	157	148	160	169	176	169	182	192	200	192	207	218	228	216	233	246	256	239	257	271	283		
LOPR	59	63	69	73	63	67	73	78	65	69	76	81	69	73	80	85	72	76	83	89	74	79	86	92		
MBh	49.6	51.0	55.2	59.3	48.4	49.8	53.9	57.9	47.3	48.7	52.7	56.5	46.1	47.5	51.4	55.1	43.8	45.1	48.8	52.4	40.6	41.8	45.2	48.5		
S/T	0.80	0.71	0.54	0.35	0.83	0.74	0.56	0.36	0.85	0.76	0.57	0.37	0.87	0.78	0.59	0.38	0.91	0.81	0.61	0.40	0.92	0.82	0.62	0.40		
Delta T	22	21	17	12	23	21	17	12	23	21	17	12	23	21	17	12	23	21	17	12	21	19	16	11		
KW	3.24	3.31	3.41	3.52	3.49	3.56	3.68	3.80	3.71	3.79	3.91	4.04	3.90	3.99	4.12	4.25	4.06	4.15	4.29	4.44	4.21	4.30	4.44	4.59		
AMPS	11.8	12.0	12.4	12.9	12.7	13.0	13.5	14.0	13.8	14.2	14.7	15.2	14.8	15.2	15.7	16.3	15.8	16.2	16.7	17.4	16.7	17.1	17.7	18.4		
HIPR	128	138	146	152	144	155	164	171	164	176	186	194	186	201	212	221	210	226	238	249	232	249	263	275		
LOPR	58	61	67	71	61	65	71	75	63	67	74	78	66	71	77	82	70	74	81	86	72	77	84	89		

Shaded area is ACCA (TVA) conditions

IDB: Entering Indoor Dry Bulb Temperature

KW=Total system power

AMPS=Outdoor unit amps (comp.+fan)

COOLING PERFORMANCE DATA

GSH140601A*

EXPANDED PERFORMANCE DATA

COOLING OPERATION

MODEL: GSH140601A* / CA*F4860D6A* +TXV / MBR2000** -1 Design Subcooling 9 ±3 °F @ the liquid service valve, ARI 95 test conditions

IDB*	Airflow	Outdoor Ambient Temperature																							
		65				75				85				95				105				115			
		59	63	67	71	59	63	67	71	59	63	67	71	59	63	67	71	59	63	67	71	59	63	67	71
80	MBh	56.29	57.52	61.45	65.69	54.98	56.18	60.02	64.16	53.67	54.84	58.59	62.64	52.36	53.51	57.17	61.11	49.74	50.83	54.31	58.05	46.08	47.09	50.31	53.78
	S/T	0.95	0.89	0.73	0.54	1.00	0.92	0.75	0.56	1.00	0.95	0.77	0.58	1.00	1.00	0.80	0.60	1.00	1.00	0.83	0.62	1.00	1.00	0.83	0.62
	Delta T	24	23	20	16	24	23	20	16	23	24	20	16	23	24	20	16	22	22	20	16	20	21	19	15
	KW	3.37	3.44	3.55	3.67	3.63	3.71	3.83	3.96	3.86	3.95	4.08	4.21	4.07	4.16	4.29	4.44	4.24	4.33	4.48	4.63	4.39	4.49	4.64	4.80
	AMPS	12.3	12.6	13.0	13.5	13.3	13.7	14.1	14.7	14.5	14.9	15.4	16.0	15.5	15.9	16.5	17.1	16.5	17.0	17.5	18.2	17.5	18.0	18.6	19.3
	HIPR	135	145	153	160	151	163	172	179	172	185	196	204	196	211	223	232	221	237	251	261	244	262	277	289
	LO PR	61	64	70	75	64	68	74	79	67	71	77	82	70	74	81	86	73	78	85	91	76	81	88	94
	MBh	54.7	55.8	59.7	63.8	53.4	54.5	58.3	62.3	52.1	53.2	56.9	60.8	50.8	51.9	55.5	59.3	48.3	49.4	52.7	56.4	44.7	45.7	48.8	52.2
	S/T	0.91	0.85	0.69	0.52	0.94	0.88	0.72	0.54	0.96	0.90	0.74	0.55	1.00	0.93	0.76	0.57	1.00	0.97	0.79	0.59	1.00	0.98	0.79	0.59
	Delta T	25	24	21	16	25	24	21	17	25	24	21	17	25	24	21	17	24	24	21	17	22	22	19	15
KW	3.34	3.42	3.52	3.64	3.60	3.68	3.80	3.92	3.83	3.92	4.04	4.18	4.03	4.12	4.26	4.40	4.20	4.30	4.44	4.59	4.35	4.45	4.60	4.76	
AMPS	12.2	12.5	12.9	13.4	13.2	13.5	14.0	14.5	14.4	14.7	15.2	15.8	15.4	15.8	16.3	16.9	16.4	16.8	17.4	18.0	17.4	17.8	18.4	19.1	
HIPR	134	144	152	158	150	161	170	178	170	183	194	202	194	209	221	230	218	235	248	259	241	260	274	286	
LO PR	60	64	70	74	63	67	74	78	66	70	77	82	69	74	80	86	73	77	84	90	75	80	87	93	
MBh	50.4	51.5	55.1	58.9	49.3	50.3	53.8	57.5	48.1	49.1	52.5	56.1	46.9	47.9	51.2	54.8	44.6	45.6	48.7	52.0	41.3	42.2	45.1	48.2	
S/T	0.87	0.82	0.67	0.50	0.91	0.85	0.69	0.52	0.93	0.87	0.71	0.53	0.96	0.90	0.73	0.55	1.00	0.93	0.76	0.57	1.00	0.94	0.77	0.57	
Delta T	25	24	21	17	25	24	21	17	25	24	21	17	26	25	21	17	25	24	21	17	24	23	20	16	
KW	3.26	3.33	3.44	3.55	3.52	3.59	3.71	3.83	3.74	3.82	3.94	4.07	3.93	4.02	4.15	4.29	4.10	4.19	4.33	4.47	4.24	4.34	4.48	4.63	
AMPS	11.9	12.2	12.6	13.0	12.8	13.2	13.6	14.1	14.0	14.3	14.8	15.4	15.0	15.3	15.8	16.4	15.9	16.3	16.9	17.5	16.9	17.3	17.9	18.6	
HIPR	130	139	147	154	145	156	165	172	165	178	188	196	188	203	214	223	212	228	241	251	234	252	266	277	
LO PR	58	62	68	72	62	65	71	76	64	68	74	79	67	71	78	83	70	75	82	87	73	77	85	90	
85	MBh	57.27	58.38	61.15	65.23	55.94	57.02	59.72	63.72	54.61	55.67	58.30	62.20	53.28	54.31	56.88	60.68	50.61	51.59	54.04	57.65	46.88	47.79	50.05	53.40
	S/T	1.00	0.96	0.87	0.70	1.00	1.00	0.90	0.73	1.00	1.00	0.92	0.75	1.00	1.00	0.95	0.77	1.00	1.00	0.99	0.80	1.00	1.00	1.00	0.81
	Delta T	25	25	23	20	25	25	24	21	24	25	24	21	24	24	24	21	22	23	24	20	21	21	21	19
	KW	3.40	3.47	3.58	3.70	3.66	3.74	3.86	3.99	3.89	3.98	4.11	4.25	4.10	4.19	4.33	4.48	4.27	4.37	4.52	4.67	4.43	4.53	4.68	4.84
	AMPS	12.4	12.7	13.2	13.7	13.5	13.8	14.3	14.8	14.6	15.0	15.5	16.1	15.7	16.1	16.6	17.2	16.7	17.1	17.7	18.4	17.7	18.2	18.8	19.5
	HIPR	136	147	155	161	153	165	174	181	174	187	198	206	198	213	225	235	223	240	253	264	246	265	280	292
	LO PR	61	65	71	76	65	69	75	80	67	72	78	83	71	75	82	87	74	79	86	92	77	81	89	95
	MBh	55.6	56.7	59.4	63.3	54.3	55.4	58.0	61.9	53.0	54.0	56.6	60.4	51.7	52.7	55.2	58.9	49.1	50.1	52.5	56.0	45.5	46.4	48.6	51.8
	S/T	0.95	0.92	0.83	0.67	0.99	0.95	0.86	0.70	1.00	0.98	0.88	0.71	1.00	1.00	0.91	0.74	1.00	1.00	0.94	0.76	1.00	1.00	1.00	0.77
	Delta T	26	26	24	21	27	26	25	21	26	26	25	21	26	26	25	22	24	25	25	21	23	23	23	20
KW	3.37	3.44	3.55	3.67	3.63	3.71	3.83	3.96	3.86	3.95	4.08	4.21	4.07	4.16	4.29	4.44	4.24	4.33	4.48	4.63	4.39	4.49	4.64	4.80	
AMPS	12.3	12.6	13.0	13.5	13.3	13.7	14.1	14.7	14.5	14.9	15.4	16.0	15.5	15.9	16.5	17.1	16.5	17.0	17.5	18.2	17.5	18.0	18.6	19.3	
HIPR	135	145	153	160	151	163	172	179	172	185	196	204	196	211	223	232	221	237	251	261	244	262	277	289	
LO PR	61	64	70	75	64	68	74	79	67	71	77	82	70	74	81	86	73	78	85	91	76	81	88	94	
MBh	51.3	52.3	54.8	58.5	50.1	51.1	53.5	57.1	48.9	49.9	52.2	55.7	47.7	48.7	51.0	54.4	45.4	46.2	48.4	51.7	42.0	42.8	44.9	47.9	
S/T	0.92	0.88	0.80	0.65	0.95	0.92	0.83	0.67	0.97	0.94	0.85	0.69	1.00	0.97	0.88	0.71	1.00	1.00	0.91	0.74	1.00	1.00	1.00	0.74	
Delta T	27	26	25	22	27	27	27	22	27	27	25	22	27	27	25	22	26	26	25	22	24	24	23	20	
KW	3.29	3.36	3.47	3.58	3.54	3.62	3.74	3.86	3.77	3.85	3.97	4.11	3.96	4.05	4.19	4.33	4.13	4.22	4.36	4.51	4.28	4.37	4.52	4.67	
AMPS	12.0	12.3	12.7	13.2	13.0	13.3	13.7	14.2	14.1	14.5	14.9	15.5	15.1	15.5	16.0	16.6	16.1	16.5	17.0	17.7	17.0	17.5	18.1	18.8	
HIPR	131	141	149	155	147	158	167	174	167	180	190	198	190	205	216	225	214	230	243	254	236	254	269	280	
LO PR	59	63	68	73	62	66	72	77	65	69	75	80	68	72	79	84	71	76	83	88	74	78	85	91	

Shaded area is ARI Rating Conditions

IDB: Entering Indoor Dry Bulb Temperature

KW=Total system power

AMPS=Outdoor unit amps (comp.+fan)

PERFORMANCE DATA

MODEL: GHS140181A* / CA*F3131B6A*+TXV / MBR800**-1 Condition: 80°F IDB 67°F IWB @ 600 CFM				
Outdoor Temp. ° F.	Total Btuh	Sensible Btuh	Latent Btuh	Total Watts
75°	18,900	13,282	5,618	1,367
80°	18,675	13,290	5,385	1,410
85°	18,450	13,295	5,155	1,452
90°	18,225	13,344	4,881	1,489
95°	18,000	13,389	4,611	1,526
100°	17,550	13,301	4,249	1,558
105°	17,100	13,201	3,899	1,589
110°	16,470	12,768	3,702	1,616
115°	15,840	12,331	3,509	1,644
TVA Conditions @ 95 OD DB, 75° ID DB, 63° ID WB				
95°	16,680	13,255	3,425	1,467

MODEL: GSH140241A* / CA*F3636B6A*+TXV / MBR800**1 Condition: 80°F IDB 67°F IWB @ 850 CFM				
Outdoor Temp. ° F.	Total Btuh	Sensible Btuh	Latent Btuh	Total Watts
75°	25,200	18,036	7,164	1,841
80°	24,900	18,048	6,852	1,896
85°	24,600	18,054	6,546	1,950
90°	24,300	18,121	6,179	1,999
95°	24,000	18,181	5,819	2,047
100°	23,400	18,063	5,337	2,088
105°	22,800	17,927	4,873	2,129
110°	21,960	17,339	4,621	2,165
115°	21,120	16,745	4,375	2,200
TVA Conditions @ 95 OD DB, 75° ID DB, 63° ID WB				
95°	22,239	18,000	4,240	1,970

MODEL: GSH140301A* / CA*F3636B6A*+TXV / MBR1200**-1 Condition: 80°F IDB 67°F IWB @ 1,080 CFM				
Outdoor Temp. ° F.	Total Btuh	Sensible Btuh	Latent Btuh	Total Watts
75°	29,400	22,154	7,246	2,078
80°	29,050	22,169	6,881	2,139
85°	28,700	22,176	6,524	2,199
90°	28,350	22,259	6,091	2,253
95°	28,000	22,333	5,667	2,307
100°	27,300	22,187	5,113	2,352
105°	26,600	22,020	4,580	2,398
110°	25,620	21,298	4,322	2,437
115°	24,640	20,568	4,072	2,476
TVA Conditions @ 95 OD DB, 75° ID DB, 63° ID WB				
95°	25,946	22,109	3,836	2,221

MODEL: GSH140361A* / CA*F4860C6A*+TXV / MBR1600**-1 Condition: 80°F IDB 67°F IWB @ 1,065 CFM				
Outdoor Temp. ° F.	Total Btuh	Sensible Btuh	Latent Btuh	Total Watts
75°	36,330	24,361	11,969	2,634
80°	35,898	24,377	11,520	2,712
85°	35,465	24,386	11,079	2,791
90°	35,033	24,477	10,556	2,860
95°	34,600	24,558	10,042	2,929
100°	33,735	24,398	9,337	2,988
105°	32,870	24,214	8,656	3,047
110°	31,659	23,420	8,239	3,097
115°	30,448	22,618	7,830	3,148
TVA Conditions @ 95 OD DB, 75° ID DB, 63° ID WB				
95°	32,062	24,312	7,749	2,819

Model: GSH140421A* / CA*F4860D6A*+TXV / MBR2000**-1 Condition: 80°F IDB 67°F IWB @ 1,400 CFM				
Outdoor Temp. ° F.	Total Btuh	Sensible Btuh	Latent Btuh	Total Watts
75°	41,580	30,699	10,881	2,924
80°	41,085	30,719	10,366	3,010
85°	40,590	30,730	9,860	3,096
90°	40,095	30,844	9,251	3,171
95°	39,600	30,946	8,654	3,247
100°	38,610	30,744	7,866	3,311
105°	37,620	30,513	7,107	3,376
110°	36,234	29,512	6,722	3,431
115°	34,848	28,502	6,346	3,487

Model: GSH140481A* / CA*F4860D6A*+TXV / MBR2000**-1 Condition: 80°F IDB 67°F IWB @ 1,550 CFM				
Outdoor Temp. ° F.	Total Btuh	Sensible Btuh	Latent Btuh	Total Watts
75°	48,300	33,650	14,650	3,511
80°	47,725	33,672	14,053	3,617
85°	47,150	33,684	13,466	3,722
90°	46,575	33,809	12,766	3,816
95°	46,000	33,921	12,079	3,909
100°	44,850	33,700	11,150	3,988
105°	43,700	33,447	10,253	4,068
110°	42,090	32,349	9,741	4,136
115°	40,480	31,242	9,238	4,204
TVA Conditions @ 95 OD DB, 75° ID DB, 63° ID WB				
95°	43,181	34,020	9,161	3,761

Model: GSH140601A* / CA*F4860D6A*+TXV / MBR2000**-1 Condition: 80°F IDB 67°F IWB @ 1,850 CFM				
Outdoor Temp. ° F.	Total Btuh	Sensible Btuh	Latent Btuh	Total Watts
75°	58,275	41,817	16,458	3,800
80°	57,581	41,845	15,737	3,921
85°	56,888	41,859	15,028	4,043
90°	56,194	42,015	14,179	4,151
95°	55,500	42,154	13,346	4,258
100°	54,113	41,879	12,233	4,349
105°	52,725	41,564	11,161	4,441
110°	50,783	40,201	10,582	4,519
115°	48,840	38,824	10,016	4,598
TVA Conditions @ 95 OD DB, 75° ID DB, 63° ID WB				
95°	51,429	41,733	9,696	4,087

SPLIT SYSTEM HEATING PERFORMANCE

EXPANDED PERFORMANCE DATA

MODEL: GSH140181A* / CA*F3131B6A*+TXV / MBR800-1**

HEATING OPERATION

	Outdoor Ambient Temperature																	
	65	60	55	50	47	45	40	35	30	25	20	17	15	10	5	0	-5	-10
MBh	22.6	21.4	20.2	18.8	18.0	17.4	16.2	14.9	13.6	12.5	11.5	10.9	10.5	9.4	8.3	7.3	6.2	5.1
Delta T	34.9	33.1	31.1	29.1	27.8	26.9	25.0	23.1	20.9	19.3	17.8	16.8	16.2	14.5	12.9	11.2	9.6	7.8
KW	1.56	1.53	1.50	1.47	1.46	1.44	1.41	1.38	1.38	1.35	1.32	1.30	1.28	1.25	1.22	1.19	1.16	1.13
AMPS	7.1	6.5	6.1	5.8	5.6	5.5	5.2	4.9	4.7	4.5	4.3	4.2	4.1	3.9	3.7	3.5	3.2	2.9
COP	4.23	4.09	3.93	3.75	3.62	3.54	3.36	3.16	2.88	2.72	2.56	2.45	2.39	2.19	1.99	1.78	1.56	1.31
EER	14.5	14.0	13.4	12.8	12.4	12.1	11.5	10.8	9.8	9.3	8.8	8.4	8.2	7.5	6.8	6.1	5.3	4.5
HI PR	248	237	228	218	213	209	201	193	185	176	169	165	162	156	150	144	139	134
LO PR	82	76	71	66	62	60	55	49	44	39	35	32	31	26	23	19	17	13

Above information is for nominal CFM and 70 degree indoor dry bulb.

MODEL: GSH140241A* / CA*F3636B6A*+TXV / MBR8001**

HEATING OPERATION

	Outdoor Ambient Temperature																	
	65	60	55	50	47	45	40	35	30	25	20	17	15	10	5	0	-5	-10
MBh	30.2	28.6	26.9	25.1	24.0	23.3	21.6	19.9	18.8	17.3	15.9	15.1	14.5	13.0	11.5	10.1	8.6	7.0
Delta T	32.9	31.1	29.3	27.4	26.1	25.3	23.5	21.7	20.4	18.9	17.4	16.4	15.8	14.2	12.6	11.0	9.4	7.7
KW	2.06	2.02	1.98	1.94	1.92	1.90	1.86	1.83	1.89	1.85	1.81	1.78	1.77	1.73	1.68	1.64	1.60	1.56
AMPS	7.9	7.6	7.5	7.3	7.2	7.2	7.1	7.0	6.9	6.8	6.7	6.7	6.6	6.5	6.4	6.4	6.2	6.1
COP	4.30	4.14	3.98	3.79	3.66	3.58	3.39	3.19	2.91	2.74	2.58	2.47	2.40	2.21	2.00	1.79	1.57	1.32
EER	14.7	14.2	13.6	13.0	12.5	12.2	11.6	10.9	9.9	9.4	8.8	8.4	8.2	7.5	6.8	6.1	5.4	4.5
HI PR	227	218	209	200	195	192	184	177	169	162	155	152	149	143	138	132	127	123
LO PR	80	74	70	64	61	58	54	48	43	38	34	31	30	26	22	19	16	13

Above information is for nominal CFM and 70 degree indoor dry bulb.

MODEL: GSH140301A* / CA*F3636B6A* +TXV / MBR1200-1**

HEATING OPERATION

	Outdoor Ambient Temperature																	
	65	60	55	50	47	45	40	35	30	25	20	17	15	10	5	0	-5	-10
MBh	34.7	32.8	30.9	28.9	27.6	26.7	24.8	22.9	20.9	19.3	17.8	16.8	16.2	14.5	12.9	11.2	9.6	7.8
Delta T	29.8	28.2	26.5	24.8	23.7	22.9	21.3	19.6	18.0	16.6	15.3	14.4	13.9	12.4	11.0	9.6	8.2	6.7
KW	2.24	2.20	2.16	2.12	2.09	2.08	2.04	2.00	2.06	2.02	1.98	1.95	1.93	1.89	1.85	1.80	1.76	1.72
AMPS	9.6	8.9	8.4	7.9	7.6	7.5	7.1	6.7	6.4	6.2	5.9	5.7	5.7	5.4	5.0	4.8	4.4	4.0
COP	4.53	4.37	4.19	4.00	3.86	3.77	3.57	3.36	2.97	2.80	2.63	2.52	2.45	2.25	2.04	1.82	1.59	1.34
EER	15.5	14.9	14.3	13.7	13.2	12.9	12.2	11.5	10.1	9.6	9.0	8.6	8.4	7.7	7.0	6.2	5.4	4.6
HI PR	216	208	200	191	186	183	176	169	162	154	148	145	142	137	131	126	121	117
LO PR	80	74	69	64	60	58	53	47	43	38	34	31	30	25	22	19	16	13

Above information is for nominal CFM and 70 degree indoor dry bulb.

MODEL: GSH140361A* / CA*F4860C6A* +TXV / MBR1600-1**

HEATING OPERATION

	Outdoor Ambient Temperature																	
	65	60	55	50	47	45	40	35	30	25	20	17	15	10	5	0	-5	-10
MBh	43.5	41.2	38.8	36.2	34.6	33.5	31.1	28.7	26.9	24.9	22.9	21.6	20.8	18.7	16.6	14.4	12.3	10.1
Delta T	37.8	35.8	33.7	31.5	30.1	29.1	27.1	25.0	23.4	21.6	19.9	18.8	18.1	16.2	14.4	12.6	10.7	8.8
KW	2.91	2.86	2.80	2.75	2.72	2.69	2.64	2.59	2.64	2.58	2.53	2.50	2.47	2.41	2.36	2.30	2.24	2.19
AMPS	13.1	12.2	11.4	10.8	10.4	10.2	9.7	9.2	8.8	8.5	8.1	7.9	7.8	7.4	7.0	6.6	6.1	5.6
COP	4.37	4.22	4.04	3.86	3.73	3.64	3.45	3.25	2.98	2.82	2.65	2.54	2.46	2.26	2.06	1.84	1.61	1.35
EER	14.9	14.4	13.8	13.2	12.7	12.4	11.8	11.1	10.2	9.6	9.1	8.7	8.4	7.7	7.0	6.3	5.5	4.6
HI PR	229	219	211	202	197	193	186	178	171	163	157	153	150	144	139	133	128	124
LO PR	83	77	72	66	63	60	55	49	44	40	35	32	31	26	23	19	17	13

Above information is for nominal CFM and 70 degree indoor dry bulb. Instantaneous capacity listed.

High pressure is measured at the suction service valve (the larger valve).
Low pressure is measured at the gauge port connection.

AMPS = Outdoor unit amps (comp.+fan)
KW = Total system power

SPLIT SYSTEM HEATING PERFORMANCE

EXPANDED PERFORMANCE DATA

MODEL: GSH140421A* / CA*F4860D6A*+TXV / MBR2000**-1

HEATING OPERATION

	Outdoor Ambient Temperature																	
	65	60	55	50	47	45	40	35	30	25	20	17	15	10	5	-5	-10	
MBh	49.8	47.1	44.4	41.5	39.6	38.4	35.6	32.9	31.2	28.8	26.6	25.1	24.1	21.7	19.2	16.8	14.3	11.7
Delta T	32.9	31.2	29.3	27.4	26.2	25.4	23.6	21.7	20.7	19.1	17.6	16.6	16.0	14.3	12.7	11.1	9.5	7.7
KW	3.20	3.14	3.08	3.02	2.99	2.96	2.91	2.85	2.89	2.83	2.77	2.73	2.71	2.65	2.59	2.53	2.46	2.40
AMPS	16.1	14.4	13.1	11.9	11.2	10.9	9.9	9.1	8.4	7.8	7.1	6.8	6.6	5.9	5.1	4.4	3.6	2.6
COP	4.56	4.39	4.21	4.02	3.88	3.79	3.59	3.38	3.16	2.98	2.81	2.69	2.61	2.40	2.17	1.94	1.70	1.43
EER	15.6	15.0	14.4	13.7	13.3	13.0	12.3	11.5	10.8	10.2	9.6	9.2	8.9	8.2	7.4	6.6	5.8	4.9
HI PR	222	213	205	196	191	188	180	173	166	158	152	148	146	140	135	129	125	120
LO PR	82	76	71	66	62	60	55	49	44	39	35	32	31	26	23	19	17	13

Above information is for nominal CFM and 70 degree indoor dry bulb.

MODEL: GSH140481A* / CA*F4860D6A*+TXV / MBR2000**-1

HEATING OPERATION

	Outdoor Ambient Temperature																	
	65	60	55	50	47	45	40	35	30	25	20	17	15	10	5	-5	-10	
MBh	57.8	54.7	51.5	48.2	46.0	44.6	41.4	38.2	37.7	34.8	32.0	30.2	29.1	26.1	23.2	20.2	17.2	14.1
Delta T	34.5	32.7	30.8	28.8	27.5	26.6	24.7	22.8	22.5	20.8	19.1	18.1	17.4	15.6	13.8	12.1	10.3	8.4
KW	4.02	3.94	3.86	3.79	3.74	3.71	3.64	3.56	3.62	3.54	3.46	3.41	3.38	3.30	3.22	3.14	3.06	2.98
AMPS	20.9	18.7	17.0	15.5	14.6	14.2	12.9	11.8	10.9	10.1	9.2	8.8	8.6	7.7	6.6	5.8	4.7	3.4
COP	4.21	4.07	3.90	3.72	3.60	3.52	3.33	3.14	3.05	2.88	2.71	2.59	2.52	2.32	2.10	1.88	1.65	1.38
EER	14.4	13.9	13.3	12.7	12.3	12.0	11.4	10.7	10.4	9.8	9.3	8.9	8.6	7.9	7.2	6.4	5.6	4.7
HI PR	231	221	213	204	199	195	187	180	172	165	158	154	151	146	140	134	130	125
LO PR	76	70	66	60	57	55	51	45	41	36	32	30	29	24	21	18	15	12

Above information is for nominal CFM and 70 degree indoor dry bulb.

MODEL: GSH140601A* / CA*F4860D6A* +TXV / MBR2000**-1

HEATING OPERATION

	Outdoor Ambient Temperature																	
	65	60	55	50	47	45	40	35	30	25	20	17	15	10	5	-5	-10	
MBh	69.1	65.5	61.6	57.6	55.0	53.3	49.5	45.7	41.0	37.9	34.9	32.9	31.7	28.4	25.2	22.0	18.8	15.4
Delta T	34.6	32.8	30.8	28.8	27.5	26.7	24.8	22.8	20.5	18.9	17.5	16.5	15.9	14.2	12.6	11.0	9.4	7.7
KW	4.21	4.12	4.04	3.96	3.91	3.87	3.79	3.71	3.71	3.62	3.54	3.49	3.45	3.36	3.28	3.20	3.11	3.02
AMPS	19.3	17.8	16.7	15.6	15.1	14.8	13.9	13.2	12.6	12.0	11.4	11.2	11.0	10.4	9.7	9.1	8.4	7.5
COP	4.81	4.65	4.46	4.26	4.12	4.03	3.82	3.60	3.24	3.06	2.89	2.76	2.69	2.47	2.25	2.01	1.77	1.49
EER	16.4	15.9	15.2	14.6	14.1	13.8	13.1	12.3	11.1	10.5	9.9	9.4	9.2	8.5	7.7	6.9	6.0	5.1
HI PR	228	219	210	201	197	193	185	178	170	163	156	152	150	144	139	133	128	124
LO PR	74	68	64	59	55	53	49	44	39	35	31	29	28	23	20	17	15	12

Above information is for nominal CFM and 70 degree indoor dry bulb.

High pressure is measured at the suction service valve (the larger valve).
Low pressure is measured at the gauge port connection.

AMPS = Outdoor unit amps (comp. +fan)
KW = Total system power

HEATING SPECIFICATIONS

Model: GHS140181A* / CA*F3131B6A*+TXV / MBR800**
Condition: 600 CFM Indoor Air @ 70°F DB

Outdoor Ambient °F.	Basic Unit without Auxiliary Heat		Capacity of Unit With KW of Auxiliary heat			
	capacity btuh	c.o.p.	4.8	9.6	14.4	19.2
65	22.63	4.23	39.008	55.391	71.7732	88.156
60	21.42	4.09	37.802	54.185	70.5672	86.950
55	20.16	3.93	36.542	52.925	69.3072	85.690
50	18.85	3.75	35.228	51.611	67.9932	84.376
45	17.44	3.54	33.824	50.207	66.5892	82.972
40	16.20	3.36	32.582	48.965	65.3472	81.730
35	14.94	3.16	31.322	47.705	64.0872	80.470
30	13.55	2.88	29.933	46.315	62.6975	79.080
25	12.51	2.72	28.889	45.271	61.6535	78.036
20	11.52	2.56	27.899	44.281	60.6638	77.046
15	10.47	2.39	26.855	43.237	59.6198	76.002
10	9.40	2.19	25.778	42.161	58.5432	74.926
5	8.33	1.99	24.713	41.095	57.4775	73.860
0	7.26	1.78	23.647	40.029	56.4117	72.794
-5	6.20	1.56	22.581	38.964	55.346	71.728
-10	5.08	1.31	21.461	37.843	54.2258	70.608

Model: GSH140241A* / CA*F3636B6A*+TXV / MBR800**
Condition: 850 CFM Indoor Air @ 70°F DB

Outdoor Ambient °F.	Basic Unit without Auxiliary Heat		Capacity of Unit With KW of Auxiliary heat			
	capacity btuh	c.o.p.	4.8	9.6	14.4	19.2
65	30.17	4.30	46.550	62.933	79.315	95.698
60	28.56	4.14	44.942	61.325	77.707	94.090
55	26.88	3.98	43.262	59.645	76.027	92.410
50	25.13	3.79	41.510	57.893	74.275	90.658
45	23.26	3.58	39.638	56.021	72.403	88.786
40	21.60	3.39	37.982	54.365	70.747	87.130
35	19.92	3.19	36.302	52.685	69.067	85.450
30	18.76	2.91	35.146	51.528	67.911	84.293
25	17.32	2.74	33.700	50.083	66.465	82.847
20	15.95	2.58	32.330	48.712	65.095	81.477
15	14.50	2.40	30.884	47.267	63.649	80.031
10	13.01	2.21	29.393	45.776	62.158	78.541
5	11.54	2.00	27.918	44.300	60.682	77.065
0	10.06	1.79	26.442	42.824	59.207	75.589
-5	8.58	1.57	24.966	41.348	57.731	74.113
-10	7.03	1.32	23.415	39.797	56.180	72.562

Model: GSH140301A* / CA*F3636B6A*+TXV / MBR1200**
Condition: 1,080 CFM Indoor Air @ 70°F DB

Outdoor Ambient °F.	Basic Unit without Auxiliary Heat		Capacity of Unit With KW of Auxiliary heat			
	capacity btuh	c.o.p.	4.8	9.6	14.4	19.2
65	34.69	4.53	51.076	67.458	83.8404	100.223
60	32.84	4.37	49.226	65.609	81.9912	98.374
55	30.91	4.19	47.294	63.677	80.0592	96.442
50	28.90	4.00	45.280	61.662	78.0444	94.427
45	26.74	3.77	43.127	59.509	75.8916	92.274
40	24.84	3.57	41.222	57.605	73.987	90.370
35	22.91	3.36	39.290	55.673	72.0552	88.438
30	20.93	2.97	37.311	53.694	70.0763	86.459
25	19.32	2.80	35.699	52.081	68.4638	84.846
20	17.79	2.63	34.170	50.553	66.9352	83.318
15	16.18	2.45	32.558	48.940	65.3227	81.705
10	14.51	2.25	30.895	47.277	63.660	80.042
5	12.87	2.04	29.249	45.631	62.0137	78.396
0	11.22	1.82	27.603	43.985	60.3676	76.750
-5	9.57	1.59	25.957	42.339	58.7215	75.104
-10	7.84	1.34	24.227	40.609	56.9914	73.374

Model: GSH140361A* / CA*F4860C6A*+TXV / MBR1600**
Condition: 1,065 CFM Indoor Air @ 70°F DB

Outdoor Ambient °F.	Basic Unit without Auxiliary Heat		Capacity of Unit With KW of Auxiliary heat			
	capacity btuh	c.o.p.	4.8	9.6	14.4	19.2
65	43.49	4.37	59.875	76.257	92.6394	109.022
60	41.17	4.22	57.556	73.939	90.3212	106.704
55	38.75	4.04	55.134	71.517	87.8992	104.282
50	36.23	3.86	52.609	68.991	85.3734	101.756
45	33.53	3.64	49.910	66.292	82.6746	99.057
40	31.14	3.45	47.522	63.905	80.2872	96.670
35	28.72	3.25	45.100	61.483	77.8652	94.248
30	26.94	2.98	43.325	59.707	76.0895	92.472
25	24.87	2.82	41.249	57.631	74.0137	90.396
20	22.90	2.65	39.281	55.664	72.046	88.428
15	20.82	2.46	37.205	53.588	69.9701	86.353
10	18.68	2.26	35.065	51.447	67.8295	84.212
5	16.56	2.06	32.946	49.328	65.7104	82.093
0	14.44	1.84	30.827	47.209	63.5914	79.974
-5	12.33	1.61	28.708	45.090	61.4723	77.855
-10	10.10	1.35	26.480	42.863	59.2451	75.628

Model: GSH140421A* / CA*F4860D6A*+TXV / MBR2000**
Condition: 1,400 CFM Indoor Air @ 70°F DB

Outdoor Ambient °F.	Basic Unit without Auxiliary Heat		Capacity of Unit With KW of Auxiliary heat			
	capacity btuh	c.o.p.	4.8	9.6	14.4	19.2
65	49.78	4.56	66.160	82.542	98.9244	115.307
60	47.12	4.39	63.506	79.889	96.2712	112.654
55	44.35	4.21	60.734	77.117	93.4992	109.882
50	41.46	4.02	57.844	74.226	90.6084	106.991
45	38.37	3.79	54.755	71.137	87.5196	103.902
40	35.64	3.59	52.022	68.405	84.7872	101.170
35	32.87	3.38	49.250	65.633	82.0152	98.398
30	31.24	3.16	47.627	64.009	80.3919	96.774
25	28.84	2.98	45.220	61.602	77.9846	94.367
20	26.56	2.81	42.938	59.320	75.7027	92.085
15	24.15	2.61	40.531	56.913	73.2954	89.678
10	21.67	2.40	38.048	54.430	70.8129	87.195
5	19.21	2.17	35.591	51.973	68.3554	84.738
0	16.75	1.94	33.133	49.516	65.898	82.280
-5	14.29	1.70	30.676	47.058	63.4405	79.823
-10	11.71	1.43	28.093	44.475	60.8577	77.240

Model: GSH140481A* / CA*F4860D6A*+TXV / MBR2000**
Condition: 1,550 CFM Indoor Air @ 70°F DB

Outdoor Ambient °F.	Basic Unit without Auxiliary Heat		Capacity of Unit With KW of Auxiliary heat			
	capacity btuh	c.o.p.	4.8	9.6	14.4	19.2
65	57.82	4.21	74.204	90.587	106.969	123.352
60	54.74	4.07	71.122	87.505	103.887	120.270
55	51.52	3.90	67.902	84.285	100.67	117.050
50	48.16	3.72	64.544	80.927	97.3092	113.692
45	44.57	3.52	60.956	77.339	93.7212	110.104
40	41.40	3.33	57.782	74.165	90.5472	106.930
35	38.18	3.14	54.562	70.945	87.3272	103.710
30	37.68	3.05	54.058	70.440	86.8225	103.205
25	34.77	2.88	51.155	67.537	83.9198	100.302
20	32.02	2.71	48.403	64.786	81.1682	97.551
15	29.12	2.52	45.501	61.883	78.2654	94.648
10	26.12	2.32	42.507	58.890	75.272	91.654
5	23.16	2.10	39.544	55.926	72.3087	88.691
0	20.20	1.88	36.581	52.963	69.3455	85.728
-5	17.24	1.65	33.617	50.000	66.3823	82.765
-10	14.12	1.38	30.503	46.885	63.2679	79.650

MODEL GSH140601A* / CA*F4860D6A*+TXV / MBR2000**
Condition: 1,850 CFM Indoor Air @ 70°F DB

Outdoor Ambient °F.	Basic Unit without Auxiliary Heat		Capacity of Unit With KW of Auxiliary heat			
	capacity btuh	c.o.p.	4.8	9.6	14.4	19.2
65	69.14	4.81	85.517	101.900	118.282	134.665
60	65.45	4.65	81.832	98.215	114.597	130.980
55	61.60	4.46	77.982	94.365	110.747	127.130
50	57.59	4.26	73.967	90.350	106.732	123.115
45	53.30	4.03	69.677	86.060	102.442	118.825
40	49.50	3.82	65.882	82.265	98.647	115.030
35	45.65	3.60	62.032	78.415	94.797	111.180
30	41.02	3.24	57.404	73.787	90.169	106.552
25	37.86	3.06	54.244	70.626	87.009	103.391
20	34.87	2.89	51.248	67.630	84.013	100.395
15	31.70	2.69	48.087	64.470	80.852	97.234
10	28.45	2.47	44.828	61.210	77.593	93.975
5	25.22	2.25	41.601	57.984	74.366	90.749
0	21.99	2.01	38.375	54.757	71.140	87.522
-5	18.77	1.77	35.149	51.531	67.913	84.296
-10	15.38	1.49	31.757	48.140	64.522	80.905

PERFORMANCE DATA

PERFORMANCE TEST

All data based upon listed indoor dry bulb temperature. .00 inches external static pressure on coil of outdoor section. Indoor air cubic feet per minute (CFM) as listed in the Performance Data Sheets:

If conditions vary from this, results will change as follows:

1. As indoor dry bulb temperatures increase, a slight increase will occur in indoor air temperature drop (Delta T). Low and high side pressures and power will not change.
2. As indoor CFM decreases, a slight increase will occur in indoor temperature drop (Delta T). A slight decrease will occur in low and high side pressures and power.

A properly operating unit should be within plus or minus **2 degrees** of the subcooling value shown in the Heat Pump Specifications.

A properly operating unit should be within plus or minus **3 degrees** of the typical (Delta T) value shown.

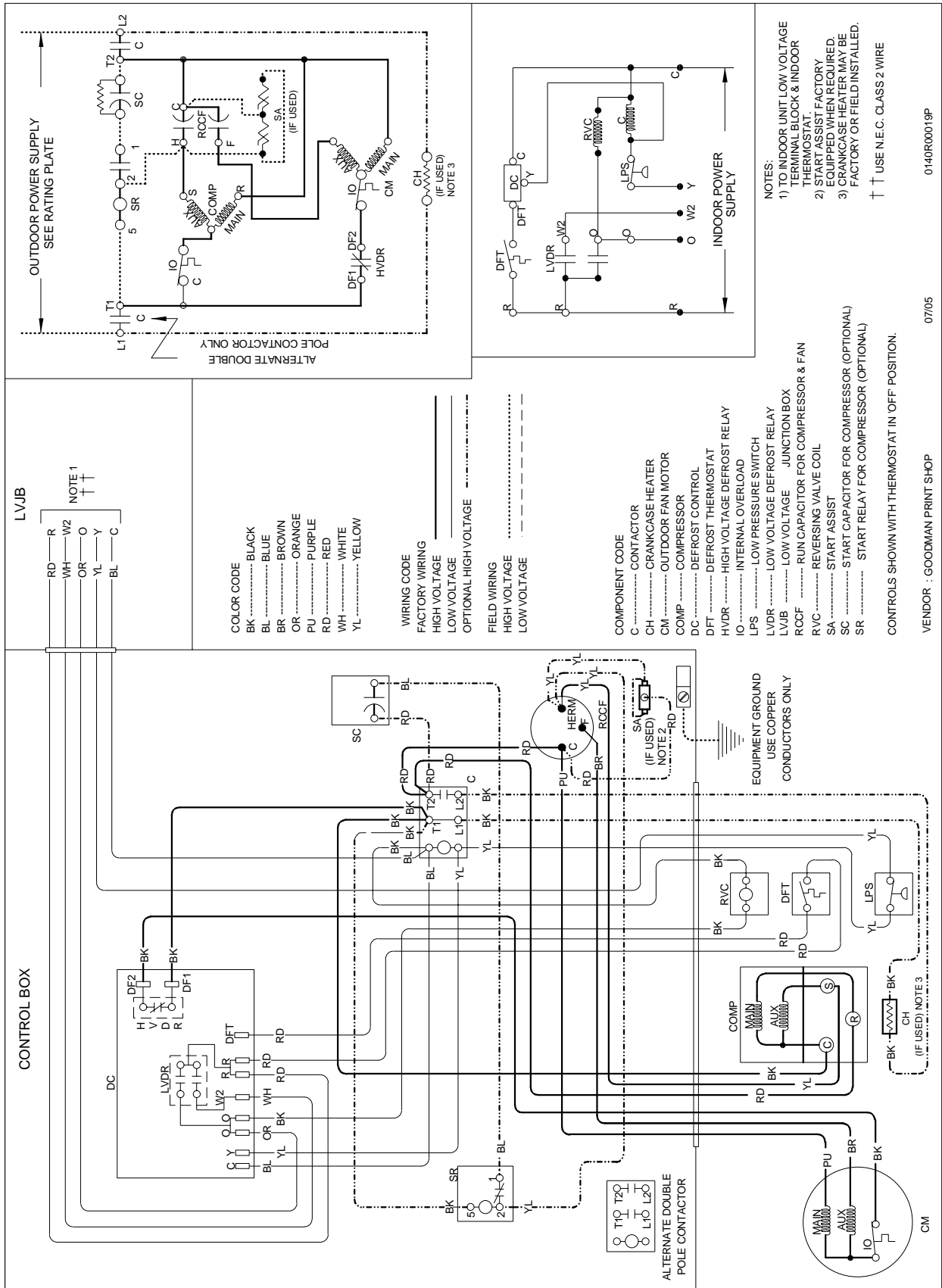
A properly operating unit should be within plus or minus **7 PSIG** of the **HI PR** shown.

A properly operating unit should be within plus or minus **3 PSIG** of the **LO PR** shown.

A properly operating unit should be within plus or minus **3 Amps** of the typical value shown.

NOTE: Pressures are measured at the liquid and suction service valve ports.

WARNING TO AVOID POSSIBLE ELECTRICAL SHOCK, PERSONAL INJURY, OR DEATH, DISCONNECT THE POWER BEFORE SERVICING.



Wiring is subject to change, always refer to the wiring diagram on the unit for the most up-to-date wiring.

Free Manuals Download Website

<http://myh66.com>

<http://usermanuals.us>

<http://www.somanuals.com>

<http://www.4manuals.cc>

<http://www.manual-lib.com>

<http://www.404manual.com>

<http://www.luxmanual.com>

<http://aubethermostatmanual.com>

Golf course search by state

<http://golfingnear.com>

Email search by domain

<http://emailbydomain.com>

Auto manuals search

<http://auto.somanuals.com>

TV manuals search

<http://tv.somanuals.com>