

B-52
MADE IN U.S.A.

LX-118

**18" Folded Horn
Subwoofer**

**Features all new
compression
chamber design**



Owner's / Instruction Manual

LX-18 Owner's Manual

Thank you for choosing the B-52 LX-18 subwoofer. For best performance and years of trouble-free operation, please read this Owner's Manual before use. Please follow and keep these instructions. Please heed all warnings.

PRECAUTIONS:

1) Location of Subwoofer:

- a. Avoid areas with high temperature (i.e. near heater).
- b. Keep speakers out of extended or direct sunlight.
- c. The LX-18 is intended for portable use in which the speaker should be placed on the floor, stage or a solid platform. Do not place on unstable or non-level surfaces.
- d. The LX-18 can produce high-energy levels. When placed on slippery surfaces, such as polished wood or smooth tiles, the subwoofer may move because of its intense bass output. Precautions should be taken to ensure the subwoofer does not fall off a stage or raised surface.
- e. If a full-range cabinet is placed on top of the LX-18, it should be secured to the subwoofer to prevent the speaker from falling off.

2) Hearing damage, prolonged exposure to excessive SPL:

B-52 Pro-Audio speakers, especially the LX-18s, are capable of producing sound pressure levels (SPL) sufficient to cause permanent hearing damage to performers, production crews or people in the audience! Adequate hearing protection devices are recommended. Caution should be taken to avoid extended exposure to SPL in excess of 90 dBA or at a level that causes discomfort.

3) Do Not Suspend:

The LX-18 is not intended for suspension or hanging. Under NO circumstance should you attempt to suspend or hang this subwoofer.

POWER UP / DOWN YOUR SYSTEM:

- 1) Your system must be turned completely OFF before connecting or disconnecting the LX-18. Connecting or disconnecting the LX-18 while the sound system in ON may damage the subwoofer and the audio components in your sound system.
- 2) Make sure the gain or level control(s) on the amplifier(s) is turned all the way down when turning the system on or off!
- 3) Disconnect the LX-18 prior to moving the sound system or the subwoofer.

CABLING CAUTION

Use shielded speaker cable with stranded conductors. Do not use audio cable that is insufficiently rated for the amplifier's maximum output amperage. 16-gauge or larger wire is recommended. Longer cable run distances require larger cable. Use of inappropriate cable can create a fire hazard!



MAXIMUM BASS OUTPUT

The LX-18 should be arrayed in groups of two or four and placed adjacent to structural surfaces. This will act to extend the horn wall of the LX-18 and will enhance low-frequency output. Placing subwoofers adjacent to each other results in a coupling effect, which will increase the total bass output of the system.

CHOOSING AN AMPLIFIER:

-) It is important to choose an amplifier that matches the power rating of the LX-18 (see specifications on back page).
-) When using TWO (2) LX-18 subwoofers in you system you may choose an amplifier that delivers up to 750 watts @ 8 ohm stereo or an amplifier that delivers up to 1500 watts @ 4 ohm bridge (when connecting two LX-18 in parallel). Other combinations are possible—consult your authorized dealer or call B-52 for additional details. See Connection Diagram (right) for details.
-) Use caution when using large amplifiers. All amplifiers are capable of putting out much more power than they rated for. The amplifiers rating is specified as undistorted output (low THD—total harmonic distortion). Amplifiers are capable of producing much greater power that they are rated for when driven into clipping.
-) Under powering the LX-18 may also damage the subwoofer. Using a small amplifier and clipping its high output signal could damage the subwoofer. Clipping the amplifier may distort the signal and cause over heating of the voice coil.

USING AN ELECTRONIC CROSSOVER

For optimal performance, it is extremely important that an electronic crossover be used in the audio system. An electronic crossover will provide a low-pass output allowing the LX-18 to only play low frequencies. B-52 recommends setting your low-pass crossover filter between 80 to 120 Hz, depending upon the venue and sound desired. In case of doubt, set the low-pass crossover to 100 Hz.

It is highly recommended to use an electronic crossover with 24 dB per octave slopes or higher. If your amplifier or electronic crossover provides a 30 Hz subsonic filter, make sure this filter is turned ON. The subsonic filter will prevent the subwoofer from reproducing frequencies below 30 Hz. At high SPL, frequencies lower than 30 Hz can damage to the subwoofer.

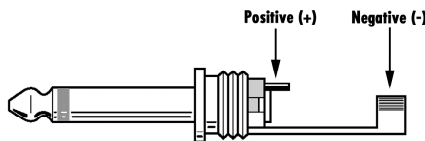
CONNECTORS:



The LX-18 includes (2) 1/4" phone jacks and one Neutrik NL4 Speakon input terminals. All three terminals are internally connected in parallel. Each of the three connections can be used as an input or as an output.

1. Neutrik NL4 Terminal
2. 1/4" Phone Jacks

1/4" Phone Jack Wiring



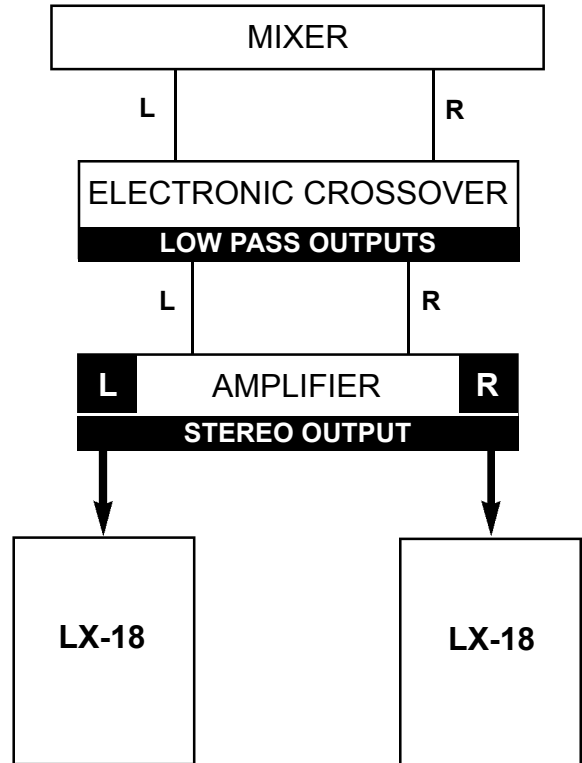
NEUTRIK CONNECTOR

- Pin 1 +Subwoofer + (input or output)
- Pin 1 -Subwoofer - (input or output)
- Pin 2 +Subwoofer + (input or output)
- Pin 2 -Subwoofer - (input or output)

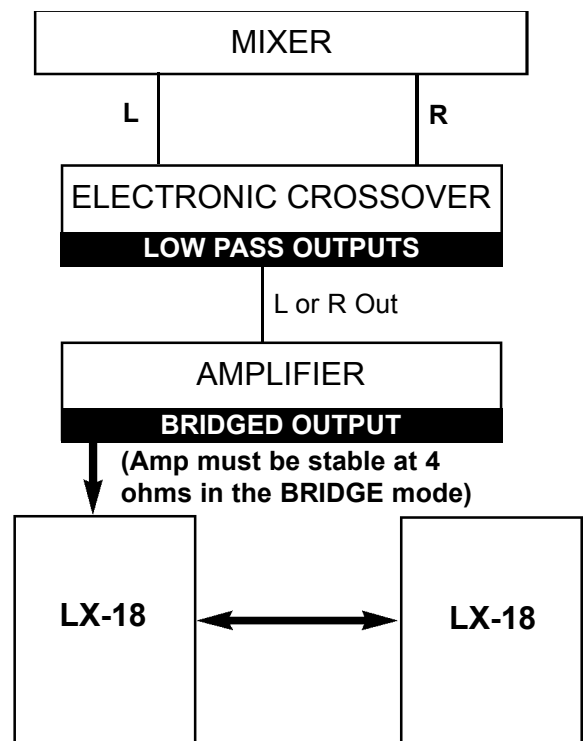
important: When connecting a speaker to an amplifier or when connecting two speakers together, it important to match the polarity (+/-). Connect positive-to-positive and negative-to-negative.

LX-18 CONNECTION DIAGRAMS

STEREO CONNECTION



BRIDGED CONNECTION



Connecting two LX-18 subwoofers in parallel results in a 4 ohm load.

There are numerous other configurations available. Please consult your Authorized B-52 Dealer or contact B-52's Customer Service.

WARRANTY

Thank you for choosing this B-52 Pro-Audio sound product. B-52 manufactures some of the world's best sounding and most reliable professional speaker systems and components. E.T.I. Sound Systems, Inc., manufacturers of B-52, takes great pride in thoroughly testing each B-52 product prior to shipment. Please read the warranty terms and conditions below and carefully read the provided Limited Warranty Card for additional terms and conditions.

B-52 CABINETS: E.T.I. Sound Systems, Inc. offers a LIFETIME warranty to the original purchaser that B-52 cabinet's construction will be free from defects in material and workmanship. A dated sales receipt will establish coverage under this warranty. The warranty does not cover service or parts to repair damage caused by neglect, abuse, normal wear & tear and cosmetic appearance of the cabinetry not directly attributed to defects in material or workmanship, or service & repair, modifications to the cabinet which has not be authorized or approved by E.T.I. Sound Systems, Inc. If this product is defective in materials or workmanship as warranted above, your sole remedy shall be repair or replacement as provided above. See provided Limited Warranty card for additional terms and conditions.

LOUDSPEAKER AND MID-RANGE COMPONENTS: E.T.I. Sound Systems, Inc. warrants the original purchaser that B-52 loudspeakers and/or midrange components will be free from defects in material and workmanship for a period of (5) FIVE YEARS from the original purchase date. A dated sales receipt will establish coverage under this warranty. This warranty will automatically terminate (5) years after the original retail sales date. This (5) five-year warranty does not cover service or parts to repair damage caused by accident, disaster, misuse, abuse, burnt voice-coils, over-powering, negligence, inadequate packing or shipping procedures and service, repair or modifications of the component which has not been authorized or approved by E.T.I.. This warranty is in lieu of all other expressed warranties. If this product is defective in materials or workmanship as warranted above, your sole remedy shall be repair or replacement as provided above.

INCIDENTAL OR CONSEQUENTIAL DAMAGE: In no event E.T.I. Sound Systems, Inc. be liable for any incidental or consequential damages arising out of the use or inability to use of any B-52 product, even if, E.T.I. Sound Systems, Inc. or a B-52 dealer has been advised of the possibility of such damages, or any other claim by any other party. Some States do not allow the exclusion or limitation of consequential damages, so the above limitation and exclusion may not apply to you. This warranty gives you specific legal rights and you may also have other rights that may vary from State to State. See provided Limited Warranty card for additional terms and conditions.

RETURN PROCEDURES: In the unlikely event that a defect should occur, follow the procedure outlined below. Defective products must be shipped together with a proof of purchase, freight prepaid and insured to the Authorized B-52 Dealer from whom you purchased the product or directly E.T.I. Sound Systems, Inc. If a product must be returned directly to E.T.I. Sound Systems, Inc. for warranty replacement/repair, a Return Authorization Number (RAN) must be obtained from our Customer Service Department prior to shipping the product. You may obtain RAN by calling 800-344-4ETI.

FOR YOUR PROTECTION: Please complete and mail the Purchase Information Card within (10) ten days of the date of purchase so that we may contact you directly in the event a safety notification is issued in accordance with the 1972 Consumer Product Safety Act. In addition, we ask that you complete the brief questionnaire so me may analyze your answers and in this way, help us evaluate our customer needs. See provided Limited Warranty card for additional terms and conditions.

SPECIFICATIONS

Frequency Response:	30-250 Hz
Nominal Impedance:	8 Ohms
Power Handling - Continuous:	750 Watts
Peak:	1500 Watts
Nominal Dispersion:	Omni Directional
SPL (1watt/1meter):	104 dB
Peak SPL:	135 dB
Components:	(1) B-52 18-200L subwoofer. 4" diameter, dual-aluminum former voice. Cast aluminum frame. 200-oz magnet structure.
Connections:	(2) 1/4" Phone Jacks (1) Neutrik Speakon NL-4 (4-Pin) Connector
Enclosure:	3/4", void-free plywood cabinet finished with impact-forgiving black carpet.
Features:	Metal bar handles, metal corners, rubber feet, 4" casters & front-panel heat sink.
Dimensions (W x H x D):	24" x 36" x 24"
Weight:	160 Lbs.

TECHNICAL SUPPORT

For technical support, please call 800-344-4384 from 9:00 AM to 4:00 PM (Pacific Standard Time). A B-52 representative will be happy to provide you with the assistance you need.

E.T.I. Sound Systems is dedicated to product excellence and therefore continuously attempts to improve each and every model we manufacture. This ongoing process includes refinements in design, materials and workmanship, which may result in products that differ than those described in our literature. All features, specifications, and prices are therefore subject to change without notice.



E.T.I. SOUND SYSTEMS, INC.
3383 Gage Avenue, Huntington Park, CA, 90255
Phone: 323-277-4100 Fax: 323-277-4108
National: 1-800-344-4ETI
Internet: www.B-52PRO.com
E-mail: info@B-52PRO.com

PRINTED IN THE U.S.A.

Free Manuals Download Website

<http://myh66.com>

<http://usermanuals.us>

<http://www.somanuals.com>

<http://www.4manuals.cc>

<http://www.manual-lib.com>

<http://www.404manual.com>

<http://www.luxmanual.com>

<http://aubethermostatmanual.com>

Golf course search by state

<http://golfingnear.com>

Email search by domain

<http://emailbydomain.com>

Auto manuals search

<http://auto.somanuals.com>

TV manuals search

<http://tv.somanuals.com>