

PL24, PL24S Dynamic Supercardioid Vocal Microphone



Key Features:

- Balanced frequency response
- Supercardioid polar pattern
- Powerful Neodymium magnet structure
- Shock mounted capsule and low handling noise
- Fast transient response
- Fine mesh Memraflex™ grille

General Description:

Thank you for purchasing the Electro-Voice® PL24 (or PL24S switched version). This product is a professional-grade supercardioid dynamic microphone designed to capture the character of both voice and instrument in live sound applications. With its balanced frequency response, the PL24's sonic performance is robust and articulate, and delivers all around vocal clarity in any live sound situation. The enhanced isolation provided by its supercardioid polar pattern is an excellent defense against system feedback and cross-talk bleed emanating from other nearby sound sources. The result is higher gain before feedback and cleaner stage mixes. Although designed to be a vocal microphone for music and spoken word, the PL24 will also function well as an instrument or amplifier microphone where a dynamic element capsule would be desired.

Application Notes:

As with most directional microphones, the low frequency response of the PL24 microphone varies with the distance from the sound source. Known as "proximity effect", the bass response of the microphone increases as the working distance to the microphone is reduced. This "bass boost" is only audible when working at distances closer than 6 inches. Using this microphone at distances greater than 6 inches provides minimal coloration from proximity effect.

Proximity effect can be used to your advantage when a thin voice is being recorded. As the vocalist decreases their working distance to the microphone, the low frequency content is enhanced. Close-up positioning of the microphone will also reduce the potential for feedback from the sound reinforcement system. When close-talked, the bass-boost provides an increase in overall microphone output level. The mixer gain may be proportionately reduced, resulting in a reduction of the system's sensitivity to feedback caused by the sound entering the microphone from the loudspeakers.

Warranty:

This Electro-Voice® PL24 product is guaranteed against malfunction due to defects in materials or workmanship for a period of three (3) years from the date of original purchase. Please refer to the Limited Warranty card included with your product for further warranty information.



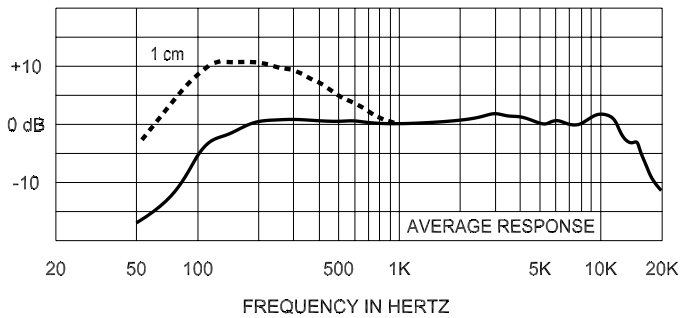
Technical Specifications:

Element Type:	Dynamic, Neodymium Magnet Structure
Frequency Response:	80 Hz - 16,000 Hz
Polar Pattern:	Supercardioid
Sensitivity, Open Circuit Voltage, 1 kHz:	2.2 mV/Pa (-53 dBV)
Polarity:	Positive pressure on diaphragm produces positive voltage on pin 2 relative to pin 3
Rated Impedance:	600 ohms
Microphone Connector:	3-pin, XLR-type
Finish:	Textured black satin handle with Memraflex™ grille
Dimensions:	Length = 7.23" (184.0 mm) Width = 2.10" (53.0 mm) Shank = 0.93" (23.6 mm)
Accessories Included:	Stand adapter with Euro-thread insert, Soft zippered gig bag
Net Weight:	10.4 oz (294 g)
Shipping Weight:	19.3 oz (547 g)

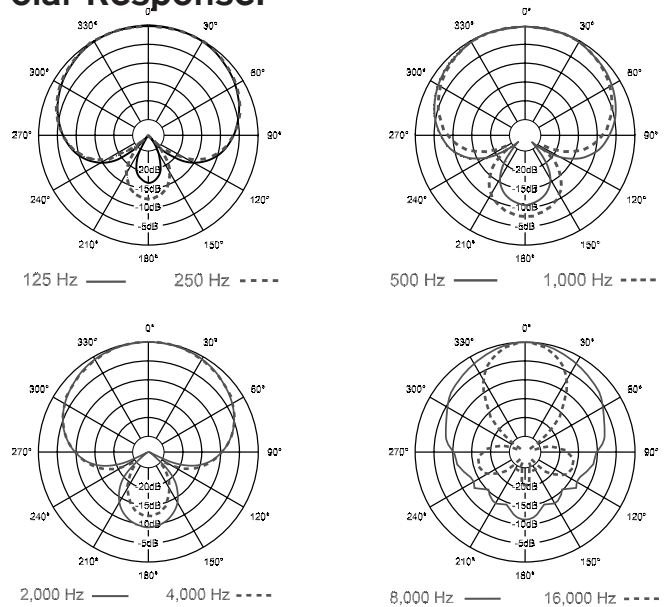
Live For Sound
www.electrovoice.com



Frequency Response:



Polar Response:



Locking Switch Feature (switched versions only)



To lock the switch in the "ON" position, slide the switch up and rotate the small screw in the center of the switch button clockwise 90° as shown.



To unlock the switch, turn the screw counterclockwise 90°.

Microphone Use and Placement

Please note that micing techniques are a matter of personal preference. These are merely guidelines to assist in the placement of the microphone to gain optimal performance.

Usage

Vocals

Spoken Word

Optimal Placement

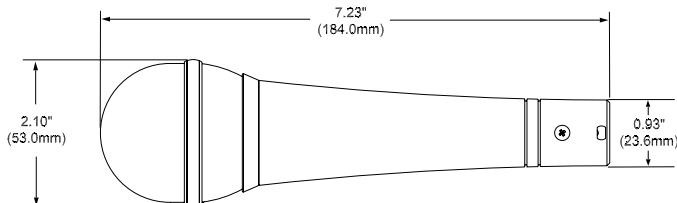
0 to 6 inches away, aimed directly at the sound source.

5 to 10 inches away, aimed directly at the sound source.

Standard Placement & Use Guidelines

1. Always point the microphone at the desired source of sound, and away from any unwanted sources.
2. The microphone should be located close to the sound source to minimize interference from other potential sound sources.
3. Use the 3-to-1 rule when using multiple microphones. Place each microphone three times farther from other microphones as from the desired sound source.
4. Minimize over-handling of the microphone to reduce unwanted mechanical noise.

Dimension Drawing:



PL24 Part Numbers

- PRD000157000 PL24, Dynamic Supercardioid Vocal Microphone
- PRD000157001 PL24S, Dynamic Supercardioid Vocal Microphone with Switch
- ACC000045000 SAPL-1, Replacement Microphone Stand Adapter
- ACC000048001 WSPL-1, Optional Foam Windscreen, Black

Electro-Voice®

12000 Portland Avenue South, Burnsville, MN 55337
Phone: 952/884-4051, Fax: 952/884-0043

www.electrovoice.com

© Bosch Communications Systems

Part Number LIT000228 Rev C

09/2008



U.S.A. and Canada only. For customer orders, contact Customer Service at
800/392-3497 Fax: 800/955-6831

Europe, Africa, and Middle East only. For customer orders, contact Customer Service at:

+ 49 9421-706 0 Fax: + 49 9421-706 265

Other International locations. For customer orders, Contact Customer Service at:

+ 1 952 884-4051 Fax: + 1 952 887-9212

For warranty repair or service information, contact the Service Repair department at:

800/685-2606

For technical assistance, contact Technical Support at: **866/78AUDIO**

Specifications subject to change without notice.

Free Manuals Download Website

<http://myh66.com>

<http://usermanuals.us>

<http://www.somanuals.com>

<http://www.4manuals.cc>

<http://www.manual-lib.com>

<http://www.404manual.com>

<http://www.luxmanual.com>

<http://aubethermostatmanual.com>

Golf course search by state

<http://golfingnear.com>

Email search by domain

<http://emailbydomain.com>

Auto manuals search

<http://auto.somanuals.com>

TV manuals search

<http://tv.somanuals.com>