

FEATURES

- Two separate component quality drivers for wide range, low distortion
- High efficiency for use with any amplifier
- Fine furniture cabinetry finished on four sides

DESCRIPTION

The Electro-Voice E-V TWO system is a carefully designed two-way reproducer offering outstanding performance in an enclosure of surprisingly modest dimensions. Vastly lower distortion and wide frequency range are achieved by the use of two separate drivers, each handling a special portion of the audible spectrum. The massive twelve-inch woofer, built in a high-pressure die cast chassis, features such refinements as a ceramic magnet, edgewise-wound voice coil, and a linear suspension which allows long yet carefully controlled excursions.

Frequencies above 800 cps are handled by an entirely new high-frequency driver and diffraction horn combination which utilizes the latest in precision injection molding techniques and quality control procedures. An outstanding ring diaphragm design eliminates the coloration often found in ordinary dome-type diaphragms. The exclusive diffraction horn ensures wide, smooth dispersion of critical high frequencies for maximum realism, especially when the E-V TWO is used in stereophonic systems. A two-way electrical crossover provides smooth transition from one driver unit to the other. Finest quality components and etched circuit board construction are employed for maximum power handling capacity and crossover-frequency accuracy.

The attractive totally-sealed enclosure of the E-V TWO is rigidly constructed from three-fourths-inch stock throughout and carefully hand finished on four sides in oiled walnut or mahogany. The nameplate rotates to permit either horizontal or vertical placement.

SPECIFICATIONS

FREQUENCY RESPONSE:	30 to 15,000 cps
NOMINAL IMPEDANCE:	8 ohms
POWER HANDLING CAPACITY:	
PROGRAM	30 watts
PEAK	60 watts
DIMENSIONS:	14" h X 25" w X 13-1/2"d
FINISHES AVAILABLE:	Oiled walnut and mahogany
SHIPPING WEIGHT:	46 lbs.

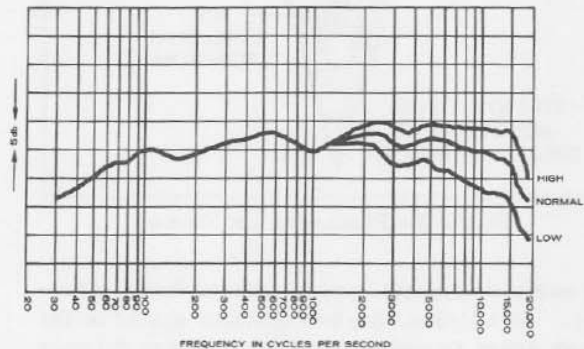


Figure 1 - Frequency Response

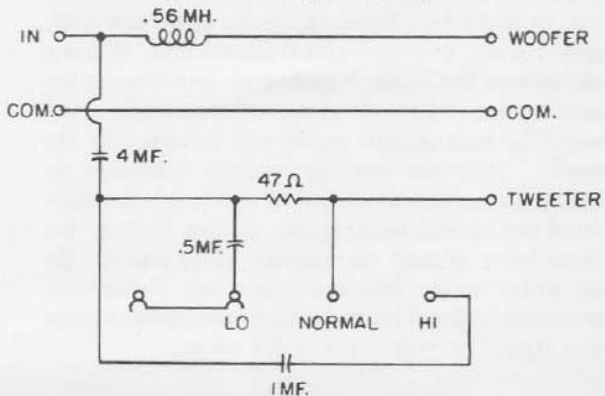


Figure 2 - Schematic Diagram

PLACEMENT

The E-V TWO may be placed on a shelf or table, or on the floor. Generally, however, maximum realism will be obtained if its height from the floor approximates the listener's ear level. A room corner, if available, assures maximum efficiency and bass reproduction, since the room walls are thus made an integral part of the system, acting as the sides of a large horn. The E-V TWO performs equally well horizontally or vertically, and the nameplate may be rotated to accommodate either placement.

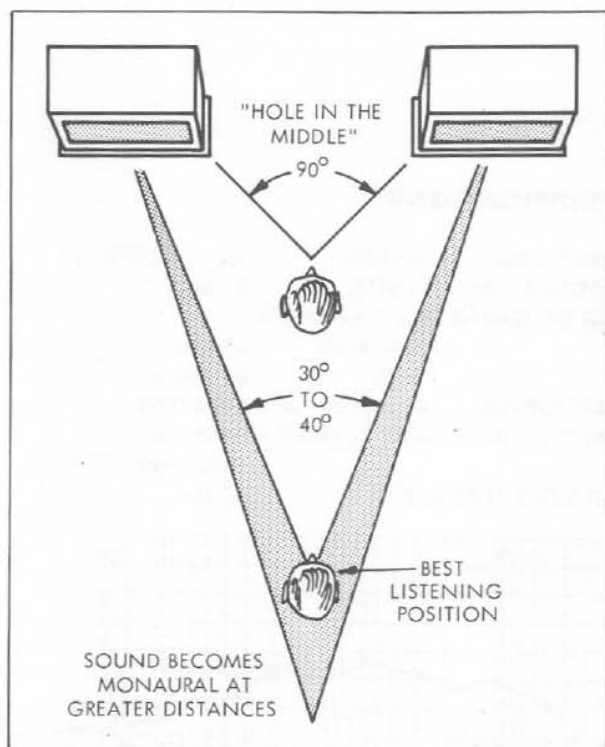


Figure 3 - Placement For Stereo

The same comments apply to stereophonic placement. In addition, the two systems should be far enough apart to permit listeners to sit at the apex of a 30° to 40° angle, as illustrated. A distance of six to eight feet between stereo speakers will, in most rooms, provide natural separation. Placing loudspeakers too close together or listening at too great a distance will destroy the stereo effect, since essentially monophonic sound will be heard by the listener. Extreme spacing between speakers or listening at too short a distance will produce exaggerated and unreal separation. In long rooms, the loudspeakers should be placed along one of the short walls facing into the long room dimension. This improves bass reproduction and provides good stereo listening over most of the room.

AMPLIFIER CONNECTIONS TO E-V TWO

The E-V TWO system has a nominal impedance of eight ohms. Connections, therefore, should be made between the left terminal (T1) and the amplifier eight-ohm terminal; the right terminal (T2) should be connected to the amplifier COMMON terminal (sometimes referred to as "O" or "C"). Connections should be made with No.18 or larger wire; common zip or lamp cord is quite satisfactory. If the speaker leads are to be run behind a molding strip or under a carpet 300-ohm TV twin lead should be used.

ADJUSTMENT OF BALANCE CONTROLS

The E-V TWO is equipped with a three-position step-type balance control which is used to accommodate the high-frequency response of the system to varying acoustical environments. A "normal position" is indicated on the control which should be correct in most instances. Acoustically "hard" or "live" rooms may require a retarded setting of the control to compensate for the greater amount of high-frequency reflection. In "soft" or "dead" rooms with carpeting, draperies and soft furniture, the advance setting of the control will normally be required. The best guide to setting the control properly is, of course, a familiarity with the sound of live music. That position of the control which provides the musical balance most satisfactory to you is correct.

CUSTOMER SERVICE

The E-V TWO system is packed to provide protection well in excess of shipping requirements of the Interstate Commerce Commission. If shipping damage does occur, contact the carrier, requesting inspection and instructions, or the dealer from whom the unit was purchased. The E-V TWO is guaranteed indefinitely against defects in original workmanship and materials. Should your system become damaged or develop faulty operation from unusual conditions of use, write to the Electro-Voice Service Department requesting return authorization and shipping instructions. Be sure to mention the make and model number of other components used in the system.

Free Manuals Download Website

<http://myh66.com>

<http://usermanuals.us>

<http://www.somanuals.com>

<http://www.4manuals.cc>

<http://www.manual-lib.com>

<http://www.404manual.com>

<http://www.luxmanual.com>

<http://aubethermostatmanual.com>

Golf course search by state

<http://golfingnear.com>

Email search by domain

<http://emailbydomain.com>

Auto manuals search

<http://auto.somanuals.com>

TV manuals search

<http://tv.somanuals.com>