

MHR-2 Series

Two Conductor MHR - Mini High Resolution S-Video Cable



MHR-2

Two Conductor MHR - Mini High Resolution S-Video Cable

UNIQUE FEATURES

- Two 26 AWG, 75 ohm coaxial conductors in a single jacket
- NEC CM rated, non-plenum cable



MHR-2P

Two Conductor Mini High Resolution S-Video Cable

UNIQUE FEATURES

- Two 26 AWG, 75 ohm coaxial conductors in a single jacket
- NEC CMP rated, plenum cable

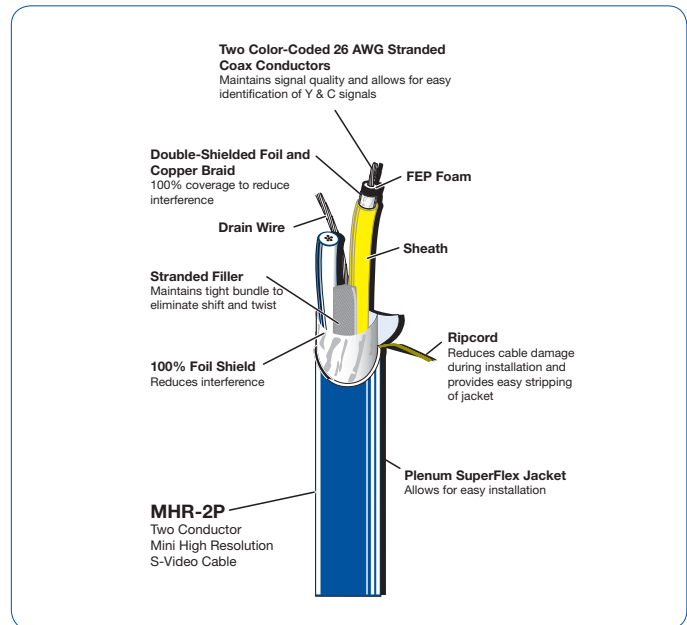


COMMON FEATURES

- **Two 26 AWG, 75 ohm coaxial conductors in a single jacket** — This mini high resolution cable includes two 26 AWG, 75 ohm coaxial color-coded conductors. Each conductor is individually double-shielded with foil and tinned copper serve to reduce interference.
- **High performance cable for S-video signal distribution** — The high performance S-video cable maintains signal integrity even over long distances, and is sweep tested from 5 MHz to 850 MHz.
- **Plenum and Non-Plenum rated versions available** — Extron Two Conductor S-video cable is available with a non-plenum, NEC-CM, or plenum-rated, NEC-CMP, SuperFlex jacket. Plenum-rated cable is for use in open air spaces without conduit, thereby reducing installation cost, where National Electric Code CMP cable must be installed.
- **SuperFlex jacket with sequential numbering** — The S-video cable includes a ripcord to ease stripping of the smooth SuperFlex jacket and to reduce cable damage during installation. Sequential numbering enables quick calculation of the cable used and remaining on the spool.
- **Spools of 500 feet (150 m)**

DESCRIPTION



The Extron **MHR-2 Series** cable passes Luminance (Y) and Chrominance (C) signals on mini high resolution coaxial cables. This cable maintains signal integrity, even over long cable runs between sources and destinations. The S-video cable comprises two, 26 AWG, 75 ohm conductors, each individually shielded and encased in a sheath to reduce interference. It is also available in a reflex blue plenum jacket.



MODEL	VERSION DESCRIPTION	PART #
MHR-2 Non-Plenum		
MHR-2/500	Non-Plenum 500' (150 m) spool.....	22-123-03
MHR-2P Plenum		
MHR-2P/500	Plenum 500' (150 m) spool.....	22-129-03

Continued →

MHR-2 Series

Description Part No. (length) Model	UL NEC/ C(UL) CEC UL AWM Temp.	No. of Cond.	Standard Lengths		Shipping Weights		Conductor (stranding) Diameter Nom. DCR	Nominal Core OD		Shielding Materials (% coverage) Nom. DCR	Nominal OD		Nom. Imp. (ohms)	Nom. Vel. of Prop.	Nominal Capacitance		Nominal Attenuation		
			Ft.	m	Lbs.	kg		Inch	mm		Inch	mm			pF/ft	pF/m	MHz	dB/ 100 ft	dB/ 100 m
(2) 26 AWG Miniature Coax • Aluminum Foil (100%) + Tinned Copper Serve Shield																			
Nonplenum Cable • Gas-injected Foamed Polyolefin Insulation • PVC Inner Jackets • Matte Black PVC Outer Jacket																			
22-123-02 (250') 22-123-03 (500') MHR-2  min. bend radius 2.5"	NEC CM UL 1581 75 °C	2 coax	250	76.2	16	7.2	26 AWG (7/34) 0.019" 0.48 mm, Tinned Cu 41 ohms/ 1k ft, 135 ohms 1 km	0.076	1.93	Alum. Foil (100%) Tinned Cu Serve (95%) 12.2 ohms/ 1k ft, 40.0 ohms/ 1 km	Single: 0.105 2.67 yellow, white Overall: 0.248 6.20 gray	75	81%	16.7	54.8	1	-0.5	-1.7	
			5	-1.2	-3.9														
			10	-1.7	-5.5														
			20	-2.4	-7.8														
			50	-3.8	-12.3														
			71	-4.5	-14.8														
			100	-5.4	-17.6														
			135	-6.3	-20.6														
			180	-7.3	-23.9														
			200	-7.7	-25.4														
270	-9.1	-29.9																	
400	-11.5	-37.3																	
750	-16.4	-53.8																	
1000	-19.5	-64.0																	
3000	-43.6	-143.0																	
Sweep tested 5 MHz to 850 MHz. Guaranteed return loss: -20 dB max.																			
Plenum Cable • Gas-injected Foamed FEP Insulation • FEP Inner Jackets • Blue Fire-resistant PVC Outer Jacket																			
22-129-02 (250') 22-129-03 (500') MHR-2P  min. bend radius 5.0"	NEC CMP UL 910 75 °C	2 coax	250	76.2	17	7.7	26 AWG (7/34) 0.019" 0.48 mm, Tinned Cu 41 ohms/ 1k ft, 135 ohms/ 1 km	0.074	1.88	Alum. Foil (100%) Tinned Cu Serve (95%) 12.2 ohms/ 1k ft, 40.0 ohms/ 1 km	Single: 0.102 2.59 yellow, white Overall: 0.245 6.22 blue	75	83%	16.7	54.8	1	-0.5	-1.5	
			5	-1.1	-3.7														
			10	-1.6	-5.4														
			20	-2.3	-7.5														
			50	-3.6	-11.8														
			71	-4.3	-14.1														
			100	-5.1	-16.8														
			135	-6.0	-19.7														
			180	-7.0	-23.0														
			200	-7.4	-24.3														
270	-8.8	-28.8																	
400	-11.8	-38.7																	
750	-17.6	-57.8																	
1000	-21.4	-70.1																	
3000	-51.2	-168.0																	
Sweep tested 5 MHz to 850 MHz. Guaranteed return loss: -20 dB max.																			

NOTE: Specifications are subject to change without notice.

MHR-2 Series Accessories

OPTIONAL ACCESSORIES

MODEL DESCRIPTION	PAGE	PART #
S-Video Connectors		
SV-HQ/10 S-Video Connector: 4-pin Mini DIN Male, Qty. 10	page 751	100-330-01
Crimp Tools		
CTU 300 Universal Crimp Tool	page 738	100-241-02
Hand Wire Stripper Wire Stripper for 14 to 24 AWG Cables	page 739	100-242-01
MHR Universal Crimp Termination Kit Crimp Termination Kit with 100 MHR BNC Male Connectors	page 739	100-266-02
Crimp Connectors		
BNC Male MHR Crimp Connectors/50 75 Ohm BNC Male Crimp Connectors for MHR Cable, Qty. 50	page 741	100-250-01
BNC Female MHR Crimp Connectors/50 75 Ohm BNC Female Crimp Connectors for MHR Cable, Qty. 50	page 742	100-253-01
Strain Reliefs		
MHR Strain Reliefs Yellow/50 Strain Reliefs for MHR Crimp Connectors - Yellow, Qty. 50	page 744	70-089-04
MHR Strain Reliefs White/50 Strain Reliefs for MHR Crimp Connectors - White, Qty. 50	page 744	70-089-06
Compression Tools		
CTU 100 Extron Universal Compression Tool	page 745	100-181-01
Compression Coax Prep Tool Coaxial Cable Stripper for MHR, RG59, and RG6 Compression Connectors	page 746	100-183-01
Compression Coax Prep Tool Replacement Blades Coaxial Cable Stripper for MHR, M59, RG59, and RG6 Compression Connectors	page 746	100-184-01
MHR BNC Compression Kit Compression Termination Kit with 100 MHR BNC Male Connectors	page 746	60-538-01
Compression Connectors		
BNC Male MHR Compression Connectors - Nickel/50 Nickel Plated BNC Male Compression Connectors for MHR Cable, Qty. 50	page 748	100-186-01
BNC Male MHR Compression Connectors - Gold/50 Gold Plated BNC Male Compression Connectors for MHR Cable, Qty. 50	page 748	100-186-02
Miscellaneous		
BNCF-BNCF PM/10 BNC Female to Female Gender Changer, Panel Mount - Qty. 10	page 793	100-228-01
MHR Ferrite Bead/10 Ferrite Bead for Use with MHR Cable, Qty. 10	page 744	100-077-51

For Bulk Pins, Ferrules, Sleeves and Bodies, see page 743.

Free Manuals Download Website

<http://myh66.com>

<http://usermanuals.us>

<http://www.somanuals.com>

<http://www.4manuals.cc>

<http://www.manual-lib.com>

<http://www.404manual.com>

<http://www.luxmanual.com>

<http://aubethermostatmanual.com>

Golf course search by state

<http://golfingnear.com>

Email search by domain

<http://emailbydomain.com>

Auto manuals search

<http://auto.somanuals.com>

TV manuals search

<http://tv.somanuals.com>