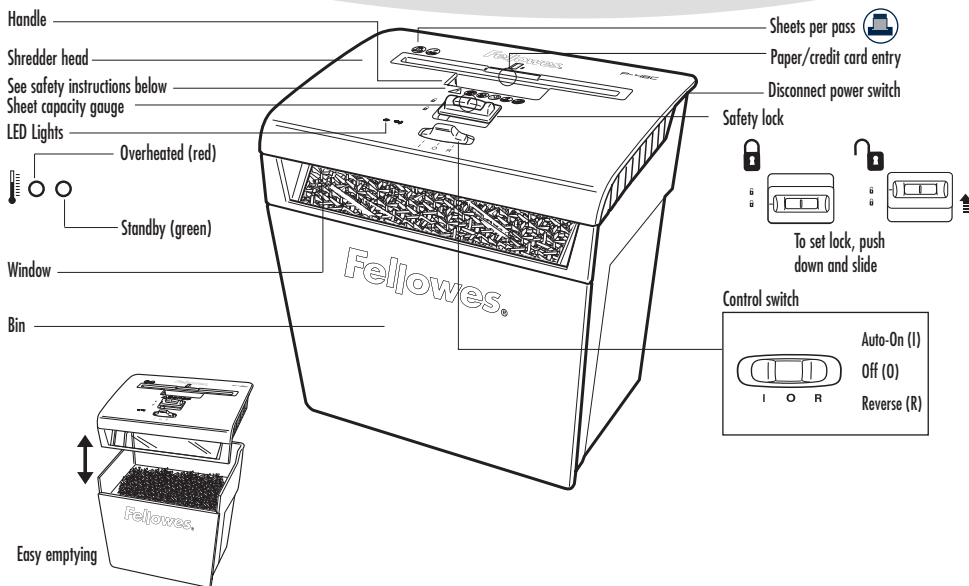




P-48C

Please read these instructions before use.



CAPABILITIES

Will shred: Paper, credit cards, paper clips and staples

Will not shred: Continuous forms, adhesive labels, transparencies, newspaper, CD/DVDs, cardboard, laminates, file folders, X-rays or plastic other than noted above

Paper shred size:

Cross-Cut 3.9 x 50mm

Maximum:

Sheets per pass 8*
Cards per pass 1
Paper width 225mm
Continuous operation 3-5 minutes

*A4 (70g) paper at 220-240v, 1.6 Amps; heavier paper, humidity or other than rated voltage may reduce capacity. Recommended daily usage rates: 10-20 paper passes; 10 cards.

IMPORTANT SAFETY INSTRUCTIONS — Read Before Using!

WARNING



- Keep away from children and pets. Keep hands away from paper entry. Always unplug or set safety lock when not in use.



- Keep foreign objects – gloves, jewelry, clothing, hair, etc. – away from shredder openings. If object enters top opening, switch to Reverse (R) to back out object.



- Never use aerosol, petroleum based or other flammable products on or near shredder. Do not use canned air on shredder.



- Do not use if damaged or defective. Do not open shredder head. Do not place near or over heat or water source.



- 8 sheets per pass to avoid jams.

CAUTION

- Avoid touching exposed blades under Cross-Cut shredder head.

- The socket-outlet shall be installed near the equipment and shall be easily accessible.

OPERATION

Disconnect power switch must be in ON (I) position to operate shredder. Insert waste bag (Fellowes #36052) for easy disposal.

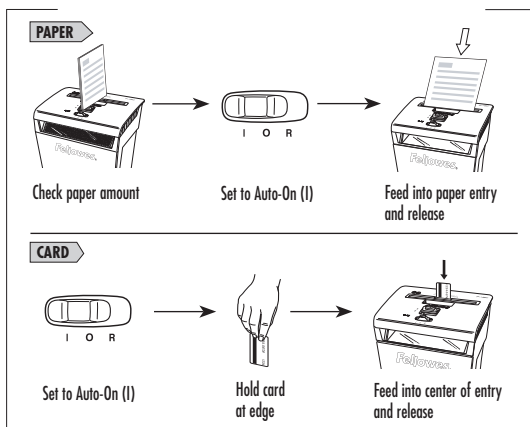


Continuous operation:
3-5 minute maximum

NOTE: Shredder runs briefly after each pass to clear entry. Continuous operation beyond 3-5 minutes will trigger 15-minute cool down period.



Set to Off (O)
and plug in

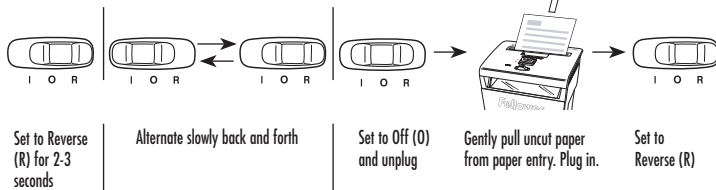


Set to Off (O)
and unplug

Safety Lock prevents accidental operation. To set, wait for shredding to stop, push black button down and slide towards front of shredder. To unlock push black button down and slide toward back of shredder. For greater safety, always unplug shredder after use.

TROUBLESHOOTING

Paper jam: Set to Off (O), remove shredder head and empty bin. Replace shredder head, and follow any or all of the below procedures.



Shredder doesn't start:

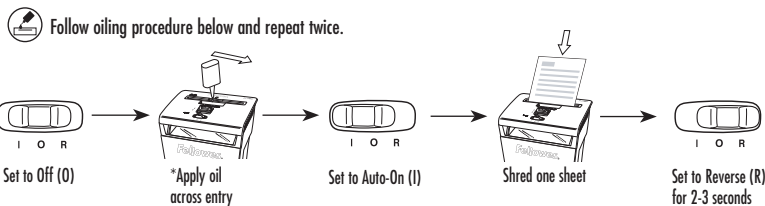
- Make sure head is on basket correctly
- Wait 15 minutes for motor to cool down
- Remove and empty basket
- Make sure safety lock is in unlock position

MAINTENANCE

Run regularly in reverse for one minute

Lubricate when bin is full, or immediately, if:

- Capacity decreases
- Motor sounds different, or Shredder stops running



CAUTION *Only use a non-aerosol vegetable oil in long nozzle container

WARRANTY

LIMITED WARRANTY Fellowes, Inc. ("Fellowes") warrants the cutting blades of the machine to be free from defects in material and workmanship for 3 years from the date of purchase by the original consumer. Fellowes warrants all other parts of the machine to be free of defects in material and workmanship for 2 years from the date of purchase by the original consumer. If any part is found to be defective during the warranty period, your sole and exclusive remedy will be repair or replacement, at Fellowes' option and expense, of the defective part. This warranty does not apply in cases of abuse, mishandling, or unauthorized repair. ANY IMPLIED WARRANTY, INCLUDING THAT OF MERCHANTABILITY OR

FITNESS FOR A PARTICULAR PURPOSE, IS HEREBY LIMITED IN DURATION TO THE APPROPRIATE WARRANTY PERIOD SET FORTH ABOVE. In no event shall Fellowes be liable for any consequential or incidental damages attributable to this product. This warranty gives you specific legal rights. The duration, terms, and conditions of this warranty are valid worldwide, except where different limitations, restrictions, or conditions may be required by local law. For more details or to obtain service under this warranty, please contact us or your dealer.

Declaration of Conformity

Fellowes Manufacturing Company
Yorkshire Way, West Moor Park
Doncaster, South Yorkshire, DN3 3FB, England
declares that the product
Model P-48C

conform with the requirements of the (RoHS) Restriction of Hazardous Substances Directive (2002/95/EC), the Low Voltage Directive (73/23 EEC) and the Electromagnetic Compatibility Directive (89/336 EEC) and the following harmonized European Names (EN Standards) and IEC Standards.

Safety: EN60950 - 1/A 11:2004

EMC: Standard

EN 61000-3-2/A2:2005

EN 61000-3-3/A1:2001

EN 55014-1/A2:2002

EN 55014-2/A1:2001

Itasca, Illinois, USA

June 30, 2006

James Fellowes

James Fellowes

Help Line

Australia	+ 1-800-33-11-77
Canada	+ 1-800-665-4339
México	+ 1-800-234-1185
United States	+ 1-800-955-0959

Fellowes

Australia	+ 61-3-8336-9700
Benelux	+ 31-(0)-76-523-2090
Canada	+ 1-905-475-6320
Deutschland	+ 49-(0)-5131-49770
France	+ 33-(0)-1-30-06-86-80
Italia	+ 39-071-730041
Japan	+ 81-(0)-3-5496-2401
Korea	+ 82-2-3462-2884
Malaysia	+ 60-(0)-35122-1231
Polska	+ 48-(0)-22-771-47-40
España	+ 34-91-748-05-01
Singapore	+ 65-6221-3811
United Kingdom	+ 44-(0)-1302-836836
United States	+ 1-630-893-1600

W.E.E.E

This product is classified as Electrical and Electronic Equipment. Should the time come for you to dispose of this product please ensure that you do so in accordance with the European Waste of Electrical and Electronic Equipment (WEEE) Directive and in compliance with local laws relating to this directive. For more information on the WEEE Directive please visit www.fellowesinternational.com/WEEE

www.fellowes.com

Fellowes

1789 Norwood Avenue, Itasca, Illinois 60143-1095 • USA • 630-893-1600

<http://www.fellowes.com>

Australia
Benelux

Canada
China

Deutschland
España

France
Italia

Japan
Korea

Polska
Singapore

United Kingdom
United States

© 2010 Fellowes, Inc. Part No. 402990 REV D

Download from [Www.Somanuals.com](http://www.Somanuals.com). All Manuals Search And Download.

Free Manuals Download Website

<http://myh66.com>

<http://usermanuals.us>

<http://www.somanuals.com>

<http://www.4manuals.cc>

<http://www.manual-lib.com>

<http://www.404manual.com>

<http://www.luxmanual.com>

<http://aubethermostatmanual.com>

Golf course search by state

<http://golfingnear.com>

Email search by domain

<http://emailbydomain.com>

Auto manuals search

<http://auto.somanuals.com>

TV manuals search

<http://tv.somanuals.com>