

Help Line

Australia	+ 1-800-33-11-77
Canada	+ 1-800-665-4339
México	+ 1-800-234-1185
United States	+ 1-800-955-0959

Fellowes

Australia	+ 61-3-8336-9700
Benelux	+ 31-(0)-76-523-2090
Canada	+ 1-905-475-6320
Deutschland	+ 49-(0)-5131-49770
France	+ 33-(0)-1-30-06-86-80
Italia	+ 39-071-730041
Japan	+ 81-(0)-3-5496-2401
Korea	+ 82-2-3462-2884
Malaysia	+ 60-(0)-35122-1231
Polska	+ 48-(0)-22-771-47-40
España	+ 34-91-748-05-01
Singapore	+ 65-6221-3811
United Kingdom	+ 44-(0)-1302-836836
United States	+ 1-630-893-1600

www.fellowes.com



MS-450Cs

Please read these instructions before use.

Fellowes 1789 Norwood Avenue, Itasca, Illinois 60143-1095 • USA • 630-893-1600

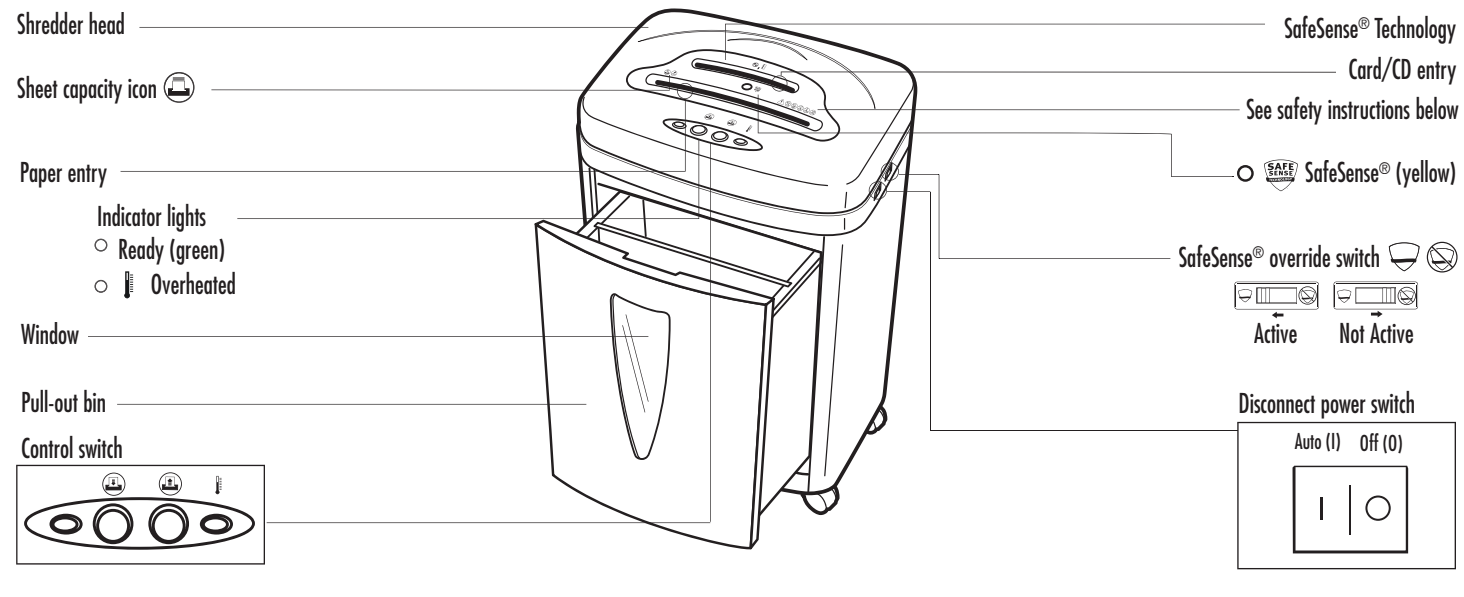
<http://www.fellowes.com>

Australia	Canada	Deutschland	France	Japan	Polska	United Kingdom
Benelux	China	España	Italia	Korea	Singapore	United States

© 2008 Fellowes, Inc. Part No. 402760 REV E

ENGLISH

Model MS-450Cs



Breakthrough Safety Technology! SafeSense® stops shredding when hands are too close to the opening.

— To Test SafeSense® Technology



CAPABILITIES

Will shred: Paper, credit cards, CD/DVDs and staples

Will not shred: Continuous forms, adhesive labels, transparencies, newspaper, cardboard, paper clips,* laminates or plastic other than noted above

Paper shred size:

Confetti-Cut.....5/64" x 5/16" (2 x 8mm)

Card/CD shred size:

Strip-Cut.....5/16" (8mm)

*Paper clip shredding is not recommended for this shredder.

Maximum:

Sheets per pass (Confetti-Cut).....7*

Cards/CDs per pass.....1

Paper width.....8.75"/220mm

Card/CD width.....5"/125mm

Continuous operation.....8-10 minutes

*20lb., 8.5"x11" (75g) paper at 120v, 60 Hz, MS-450Cs—4.5Amps; heavier paper, humidity or other than rated voltage may reduce capacity. Recommended daily usage rates: 25-50 paper passes; 25 cards; 5 CDs.

Fellowes SafeSense® shredders are designed to be operated in home and office environments ranging between 50 – 80 degrees Fahrenheit (10 – 26 degrees Celsius) and 40 – 80% relative humidity.

IMPORTANT SAFETY INSTRUCTIONS — Read Before Using!

WARNING

- Keep away from children and pets. Keep hands away from paper entry. Always unplug when not in use.
- Keep foreign objects – gloves, jewelry, clothing, hair, etc. – away from shredder openings. If object enters top opening, switch to Reverse (⏮) to back out object.

CAUTION

- Avoid touching exposed blades under Confetti-Cut shredder head.
- Use only designated entry for cards/CDs. Keep finger away from CD hole.

- Never use aerosol, petroleum based or other flammable products on or near shredder. Do not use canned air on shredder.
- Do not use if damaged or defective. Do not open shredder head. Do not place near or over heat or water source.
- 7 sheets per pass to avoid jams.

- The grounded socket-outlet shall be installed near the equipment and shall be easily accessible.
- Paper and Card/CD cannot be shredded at same time.

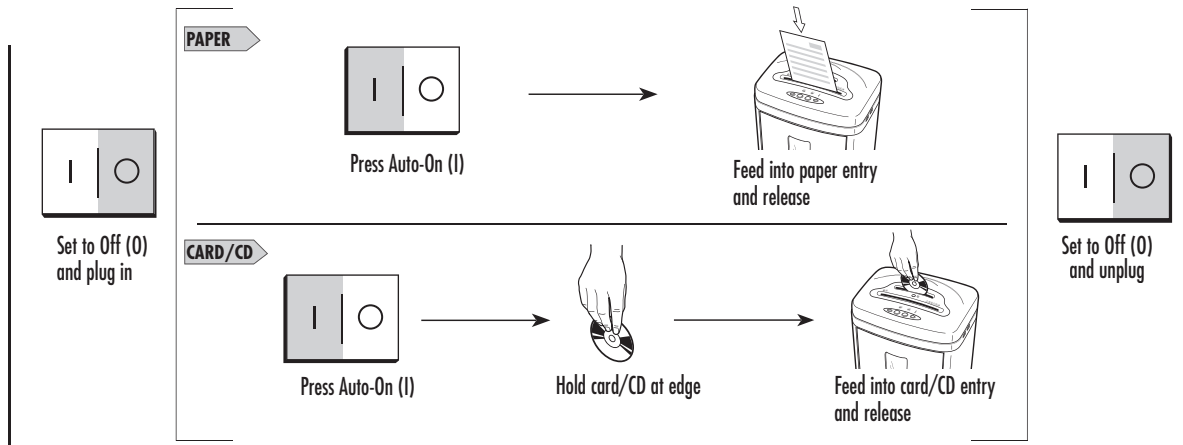
OPERATION

Disconnect power switch must be in ON (I) position to operate shredder. Insert waste bag (Fellowes #36052) for easy disposal.



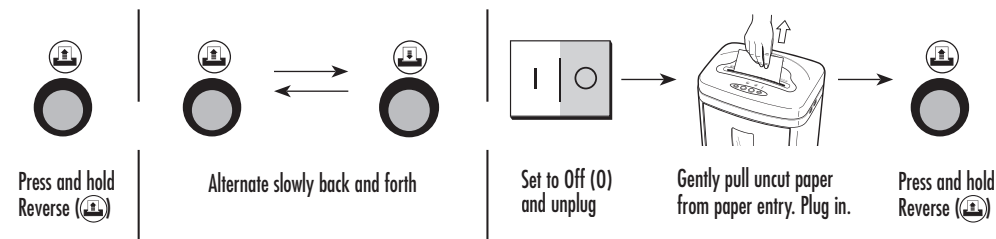
Continuous operation:
8-10-minute maximum

NOTE: Shredder runs briefly after each pass to clear entry. Continuous operation beyond 8-10-minutes will trigger a cool down period to resume operation.



TROUBLESHOOTING

Paper jam: Set to Off and empty bin. Replace bin and follow any or all of the below procedures.



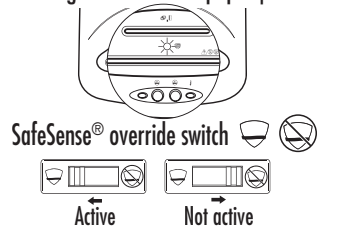
Shredder doesn't start:

- Yellow - SafeSense® active
- Yellow flashing - SafeSense® not active
- Make sure bin is pushed in
- Wait for motor to cool down

ATTENTION: If the SafeSense® light remains on, you must engage the **Override Switch** in order to perform steps above. Once the jam is cleared, reset the SafeSense® feature. (See SafeSense® instructions below.)

SafeSense® paper jam: If the SafeSense® feature activates (SafeSense® light remains on) to cause the user to think the shredder has jammed when it has not, use the **Override Switch** to deactivate the SafeSense® feature and clear the paper. **Warning** – when switch is in override position, the SafeSense® light will flash and the SafeSense® feature will NOT function. Once the paper is cleared, reset the SafeSense® feature.

Sensor light illuminated—paper jammed

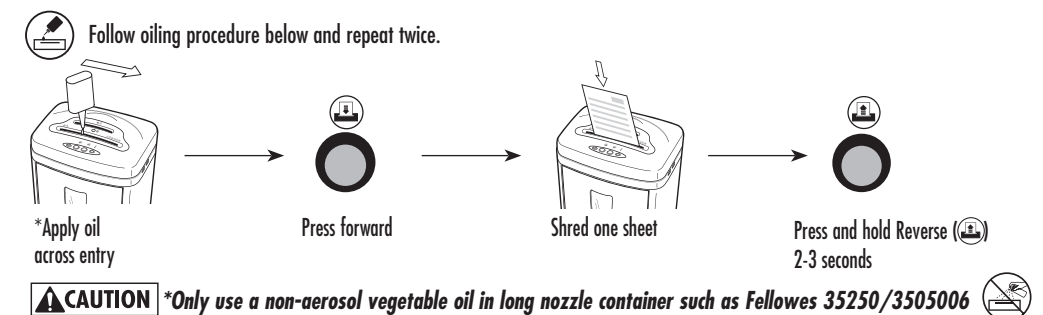


MAINTENANCE

Run regularly in reverse for one minute

Oil when bin is full, or immediately, if:

- Capacity decreases
- Motor sounds different, or Shredder stops running



WARRANTY

LIMITED WARRANTY Fellowes, Inc. ("Fellowes") warrants the cutting blades of the machine to be free from defects in material and workmanship for 5 years from the date of purchase by the original consumer. Fellowes warrants all other parts of the machine to be free of defects in material and workmanship for 1 year from the date of purchase by the original consumer. If any part is found to be defective during the warranty period, your sole and exclusive remedy will be repair or replacement, at Fellowes' option and expense, of the defective part. This warranty does not apply in cases of abuse, mishandling, or unauthorized repair. ANY IMPLIED

WARRANTY, INCLUDING THAT OF MERCHANTABILITY OR FITNESS FOR A PARTICULAR PURPOSE, IS HEREBY LIMITED IN DURATION TO THE APPROPRIATE WARRANTY PERIOD SET FORTH ABOVE. In no event shall Fellowes be liable for any consequential or incidental damages attributable to this product. This warranty gives you specific legal rights. The duration, terms, and conditions of this warranty are valid worldwide, except where different limitations, restrictions, or conditions may be required by local law. For more details or to obtain service under this warranty, please contact us or your dealer.

Free Manuals Download Website

<http://myh66.com>

<http://usermanuals.us>

<http://www.somanuals.com>

<http://www.4manuals.cc>

<http://www.manual-lib.com>

<http://www.404manual.com>

<http://www.luxmanual.com>

<http://aubethermostatmanual.com>

Golf course search by state

<http://golfingnear.com>

Email search by domain

<http://emailbydomain.com>

Auto manuals search

<http://auto.somanuals.com>

TV manuals search

<http://tv.somanuals.com>