

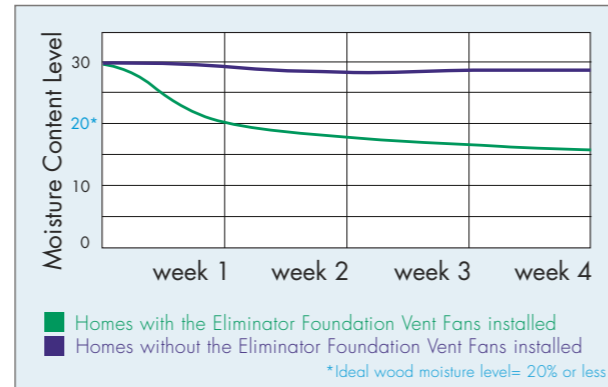
Independent Test Results

"The Eliminator effectively reduces radon gas and moisture levels in the typical crawl space."

Eliminator Foundation Vent Fans were installed in homes with high wood moisture content in the 28% to 30% range. Over a thirty day period, the moisture content was measured at weekly intervals. Homes with the Eliminator installed saw a reduction of moisture levels to as low as 16% and 17%. A wood moisture level of 20% or less is considered ideal. Homes without the Eliminator showed no reduction in moisture content.

"The Eliminator performed well, even under severe moisture problem conditions... the amount of air moved is sufficient to correct the problems present."

Cliff Consulting
Columbia, S.C.



Specifications	
Voltage	115VAC
Amps	.60 Amps
Cubic feet per minute	100 CFM
Housing Material	Galvanized Steel
Number of Units Required	One per 1,000 square feet of crawl space
Temperature Switch Operation	Above 50°F
De-humidistat (Optional)	Adjustable from 20%-80%
Mounting Plate Dimensions	14 7/8" x 6 7/8"

Attack **Moisture** and **Mold** with the One-Two Punch from Field Controls.



Experts agree. It's best to attack IAQ problems at the source. A primary source of airborne mold can be moisture in crawl spaces. Team the Eliminator Foundation Vent Fan with the UV-Aire air purifier, and you create a one-two punch that helps prevent mildew and moisture problems while reducing airborne mold, bacteria, and viruses.



Model shown UV-16/24 (24 volt)

The UV-Aire® attacks airborne mold, bacteria, viruses, and dust mites as they pass through the HVAC system. When properly positioned over the A-coil, the UV-Aire also helps kill surface mold.

Eliminator® Foundation Vent Fan



Helps eliminate moisture, mold, and radon gas from crawl spaces



FIELD CONTROLS

The Venting Solutions Company®

Phone: 252.522.3031 • Fax: 252.522.0214

www.fieldcontrols.com



FIELD CONTROLS

The Venting Solutions Company®

Facts about radon, mold, and moisture.

Radon

Radon is a radioactive gas that is considered to be a health hazard affecting indoor air quality worldwide. Radon gas is the second most common cause of lung cancer in the United States. One in fifteen homes in the U.S. has a high level of radon.

Mold


According to a study by the Mayo Clinic, nearly all chronic sinus infections are a result of mold. Since up to 40% of the air we breathe in the home can come from the crawl space, mold in the crawl space means mold in the home. The EPA recommends to keep humidity levels in the crawl space to 40%–50% to reduce the likelihood of mold formation.

Moisture

Excess moisture in a crawl space can have serious consequences. Not only can it lead to mold formation, it also increases termite potential and can increase the potential for rot in floor joists, cross members, and sub-flooring. Moisture level in wood should be less than 20%. In high humidity areas, that number can easily exceed 30%. To maintain safe moisture levels, experts recommend a plastic moisture barrier on the ground in combination with a vent fan such as the Eliminator.



Typical crawl space under home with mold growth



Optional De-humidistat

The Eliminator Foundation Vent Fan

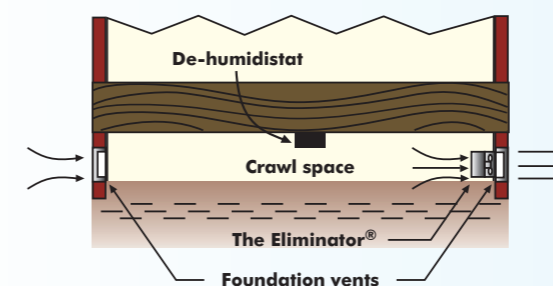
- Reduces moisture content and mold potential in crawl spaces, floor joists, flooring, and other support wood
- Circulates air in crawl space
- Removes radon gas
- Automatic operation
- Temperature or humidity activated
- Reduces potential for airborne mold infiltration into home
- Reduces termite potential

The Eliminator Foundation Vent Fan is a motorized fan designed to circulate fresh air in a home or building crawl space to eliminate cancer-causing radon gas and reduce moisture that can lead to mold formation and termite infestation. The Eliminator attaches to virtually any standard foundation vent. It is wired for automatic operation when the temperature exceeds 50° F. An optional de-humidistat activates the fan when humidity exceeds the owner-determined setting (20%–80%) in

conjunction with the built-in temperature control. The temperature control is shielded from the sun to prevent false readings that could lead to costly operation during cold weather.

Note: The de-humidistat is designed to be installed remotely, so it can be placed in the crawl space where moisture is most likely to accumulate.

Typical installation



How it works

1. The Eliminator is attached to any standard foundation vent, and then wired to a 120v source.
2. Optional de-humidistat is placed in center of crawl space area.
3. When temperature in crawl space exceeds 50° F and/or when humidity exceeds de-humidistat setting, the Eliminator is engaged.
4. Moist air and radon gases are pulled from crawl space and replaced with fresh, outside air.
5. When thermostat or de-humidistat are satisfied, the Eliminator is deactivated.

Free Manuals Download Website

<http://myh66.com>

<http://usermanuals.us>

<http://www.somanuals.com>

<http://www.4manuals.cc>

<http://www.manual-lib.com>

<http://www.404manual.com>

<http://www.luxmanual.com>

<http://aubethermostatmanual.com>

Golf course search by state

<http://golfingnear.com>

Email search by domain

<http://emailbydomain.com>

Auto manuals search

<http://auto.somanuals.com>

TV manuals search

<http://tv.somanuals.com>