



Drive one.

09 F-SERIES SUPER DUTY®



[fordvehicles.com](http://fordvehicles.com)

Thank you for your interest in the 2009 Super Duty. Included in this brochure you'll find information about:

**Power:** The available 6.4L Power Stroke® V8 Turbo Diesel engine cranks out an impressive 350 horsepower and 650 lb.-ft. of torque.

**Strength:** '09 Super Duty features class-leading payload capacity of 6,190 lbs.\*

**Capability:** No truck in its class can tow more. It can pull an astounding 24,600 lbs.\*

**Technology:** Available class-exclusive Ford SYNC® voice-activated communications and entertainment system offers hands-free operation.\*\*

\*Class is Full-Size Pickups over 8,500 lbs. GVWR. When properly equipped.

\*\*Don't drive distracted. Even with SYNC, only use phones/devices when safe.

## Dealer Information

Find up-to-date contact information for your local Ford dealer. To visit a local dealer Web site and view a map of their location, click on one of the links below.

<a href="#">Burd Ford, Inc.</a>	10320 East Pendleton Pike Indianapolis, IN 46236	(317) 545-8551
<a href="#">Don Hinds Ford Inc</a>	12610 Ford Drive Fishers, IN 46038	(317) 849-9000
<a href="#">Tom Wood Ford</a>	3130 East 96th Street Indianapolis, IN 46240	(317) 846-4241
<a href="#">Capitol City Ford Inc</a>	8623 East Washington Street Indianapolis, IN 46219	(866) 771-3673

**EXPERIENCED MY FORD YET?** Get an inside look at the benefits of Ford ownership at the My Ford owner Web site. It's a one-stop spot for managing important vehicle information – 24/7, whenever you need it. It's free to register for personalized maintenance schedules, incentives and offers, and much more. You can even access your Ford Credit information and online bill payment services. Log on to [www.myford.fordvehicles.com](http://www.myford.fordvehicles.com) to get started.





Drive one.

## 09 F-SERIES SUPER DUTY®

### SUPERIORITY

- BEST-IN-CLASS 5th-Wheel Towing
- BEST-IN-CLASS Conventional Towing
- BEST-IN-CLASS Payload
- BEST-IN-CLASS Gas Horsepower and Torque 6.8L V10 3-Valve Engine
- EXCLUSIVE F-450 Pickup
- EXCLUSIVE PowerScope™ Power-Telescoping/Folding Trailer Tow Mirrors Option
- EXCLUSIVE Tailgate Step Option
- EXCLUSIVE Stowable Bed Extender Option
- EXCLUSIVE Rapid-Heat Supplemental Cab Heater Option
- EXCLUSIVE Quiet Steel® in Dash Panel
- EXCLUSIVE Standard Box-Rail Moldings
- EXCLUSIVE Tough Bed Option – Factory-Installed Spray-In Bedliner
- EXCLUSIVE Standard Built Ford Tough Hitch Receivers – All Models
- EXCLUSIVE Upfitter Switches Option
- STANDARD Trailer Tow Mirrors



Left to Right: F-350 FX4 Crew Cab in Black • F-450 XLT Crew Cab in Red • Both Shown with Other Available Equipment  
Vehicles throughout this PDF may be shown with optional and aftermarket equipment.

## ALWAYS READY, WILLING AND ABLE

**THE MOST CAPABLE PICKUP IN NORTH AMERICA.<sup>1</sup>** Its muscular sheet metal wraps around an incredibly strong structure, and its stance clues you in to the huge capabilities on tap. Climb into the cab and experience comfort that changed the world of heavy-duty pickups. If you demand best-in-class<sup>1</sup> towing and hauling, the mighty 6.4L Power Stroke® V8 Turbo Diesel can make it happen. And no other truck in the class offers so many innovations to make your work easier. America's best-selling line of trucks for 31 years running is also home to America's most capable pickup, a Built Ford Tough® truck that's ready for whatever you throw at it: F-Series Super Duty.

<sup>1</sup>Best-in-class payload and towing, GVWR and GCWR when properly equipped. Class is Traditional Full-size Pickups over 8500 lbs. GVWR.





**Drive one.**

## 09 F-SERIES SUPER DUTY®



BEST TOWING CAPACITY<sup>1</sup>  
**24,600 LBS.**

F-350 LARIAT Crew Cab DRW 4x2 • Black/Brilliant Silver Two-Tone • Other Available Equipment

### YOU'VE GOT TO HITCH IT, CRANK IT, DRAG IT

These pickups are on a mission: to effortlessly haul the biggest payloads and tow the heaviest trailers while maintaining optimum control. Only Super Duty makes available a suite of technologies specifically designed to assist you in these tasks. Plus, a full range of models allows you to tailor the capability of your Super Duty to suit your needs.



**STANDARD TRAILER TOW ELECTRICAL CONNECTOR:** Includes 7-pin and 4-pin outlets with robust, all-weather covers.

**STANDARD BUILT FORD TOUGH® HITCH RECEIVERS:** A 12.5K-rated 2" comes on F-250 and F-350 SRWs and F-350 5.4L DRW. 6.8L gas and 6.4L diesel F-350 DRWs step up to a 15K-rated 2½" F-450 tops the range with a 16K-rated 2½" receiver. Draw bars and their accessories are not included.

<sup>1</sup>Maximum capability when properly equipped. See your Ford Dealer for specific equipment and other limitations.



Drive one.

# 09 F-SERIES SUPER DUTY®

## TOWING TECH



**FACTORY-INTEGRATED SYSTEMS<sup>1</sup>:** These optional factory-installed systems are designed to help keep you in control of your Super Duty and trailer when towing. The first fully integrated Trailer Brake Controller (TBC) in the class **1** integrates with the Anti-lock Brake System (ABS) **2**. The TorqShift® automatic transmission with Tow/Haul Mode **3** and telescoping trailer tow mirrors **4** round out the group. When activated, these components work together to make towing seem effortless. Developed and refined for years, these are the most experienced factory-installed towing systems available on a heavy-duty pickup.

**A. REAR VIEW CAMERA:** This amazing feature makes trailer hookup a snap. It includes a camera mounted in the tailgate handle bezel and a video display with distance graphic mounted in the auto-dimming rearview mirror. Available with rearview mirror display or in-dash-integrated display with Navigation Radio option. (Shown.)

**B. INTEGRATED TRAILER BRAKE CONTROLLER:** The optional TBC<sup>2</sup> uses braking input, vehicle speed and ABS logic to balance the performance of the truck brakes and electric trailer brakes. A user-friendly display indicates output and gain levels, trailer connection status, and has a disconnect alarm with message center warnings. Its design eliminates the unsightly wiring and mounting of aftermarket units. (Optional on XL; Standard on XLT and above.)

**C. CLASS-EXCLUSIVE POWERSCOPE™ TRAILER TOW MIRRORS:** Designed specifically for Super Duty, these optional large mirrors adjust, fold and telescope almost 3" at the touch of a switch. They include heated glass, integrated turn signals and clearance lamps. The manually adjustable spotter mirror provides expanded visibility. No other mirror in the class offers this much functionality and convenience. (Optional on XLT; Standard on FX4 and above.)



<sup>1</sup>Trailer Brake Controller standard on XLT, FX4, LARIAT; optional on XL. Tow/Haul Mode standard on all models with automatic transmissions. <sup>2</sup>TBC verified to be compatible with electric drum brakes only.






Drive one.

# 09 F-SERIES SUPER DUTY®

## RUGGED

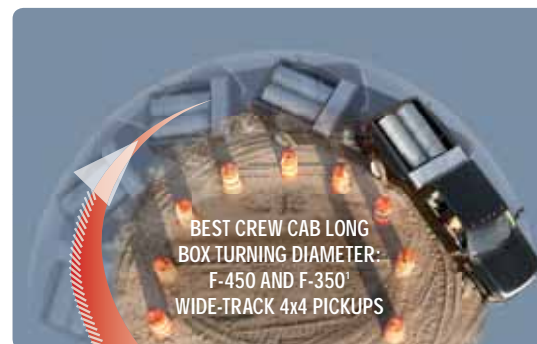


- A. **RIVETED, WELDED OR BOTH**, crossmembers are secured by the method that optimizes frame capability.
- B. **STAGGERED REAR SHOCKS** help control axle motions for a smooth ride and confident handling – loaded or unloaded.
- C. **REAR SUSPENSION** employs Hotchkiss design to allow model-specific spring and axle ratings for a wide range of capacities. Max. GVWRs range from 8800 lbs. to 14,500 lbs. Max. GCWRs range from 15,000 lbs. all the way up to 33,000 lbs.
- D. **LONG REAR SPRINGS** measure over 66" to help manage torque without compromising comfort.
- E. **THICK C-CHANNEL FRAME** of up to 6.7-mm steel is one reason Super Duty delivers best-in-class payload and towing. Electrocoating promotes corrosion resistance.
- F. **MICRO-CELLULAR URETHANE BODY MOUNTS** compress proportionally to the load on rough roads and during cornering for more controlled body motions and a comfortable ride.
- G. **BODY-TO-FRAME MOUNTING BOLTS** are driven from the bottom up, a feature many aftermarket builders find desirable.
- H. **OUTSTANDING BRAKING POWER** is standard with a 4-wheel Anti-lock Brake System (ABS). Huge vented rotors and dual-piston calipers provide strong, consistent stops, even when moving the biggest loads.
- I. **LARGEST FRONT CONTROL ARMS** support best-in-class maximum front GAWRs of 6000 lbs. on F-450 4x4, and 5600 lbs. on F-450 4x2.
- J. **ENGINE TRACTION CONTROL** option is a driver-selectable function that can automatically step in to reduce power when it detects a loss of traction.

**HIGHEST GVWRs** mean that a properly equipped F-450 DRW 4x2 can take on payload, passengers, fuel and cargo up to 6190 lbs. A properly equipped F-350 DRW 4x2 outperforms its direct competitors with a maximum load of up to 5730 lbs. No other competitive pickups can boast such huge numbers.

## UNDER THE SKIN, MASSIVE MUSCLE

Only a foundation engineered and built like this can deliver true Super Duty capability. Thick frame rails and crossmembers form a rigid ladder frame for exceptional strength. Beefy suspensions handle the heaviest loads, and huge axles are key to heavy-duty capacity. Braking is solid and predictable, stop after stop. Every chassis is optimized like no other to deliver all-out capability. And it's tuned to deliver the quiet ride, stable handling, and road-going performance that's unique to Ford Super Duty pickups.



**BEST CREW CAB LONG  
BOX TURNING DIAMETER:  
F-450 AND F-350®  
WIDE-TRACK 4x4 PICKUPS**

\*Standard on F-450. Optional on F-350 (requires DRW Crew Cab 4x4 Long Box Diesel).



Drive one.

# 09 F-SERIES SUPER DUTY®



## POWER STROKE TURBO DIESEL V8

### POWER STROKE® HIGHLIGHTS

- ★ 350 hp @ 3000 rpm<sup>1</sup>
- ★ 650 lb.-ft. of Torque @ 2000 rpm<sup>1</sup>
- ★ Engine Calibrated for Optimal Operating Efficiency
- ★ High-Pressure Common-Rail Fuel Injection
- ★ Micro-Precision Piezo-Electric Injectors
- ★ Quick Cold Start Down to -20°F
- ★ Powder-Forged Connecting Rods
- ★ High-Capacity Oil Pump
- ★ Cast-Iron Block, Heads and Bedplate
- ★ Heavy-Duty Alternators

### DUAL SEQUENTIAL TURBOS

Flatten any mountain pass with the dual sequential turbocharging system. The high-pressure Electronic Variable Response Turbo (EVRT®) **1** spools up first to provide fast transient engine response. The larger low-pressure turbo **2** provides added airflow at peak power and torque. With excellent transient response, outstanding low-speed torque and rugged durability, you can expect seamless performance from one end of the tachometer to the other.



### PROVEN GAS POWER<sup>2</sup>

A rugged 5.4L V8 or 6.8L V10 gasoline powerplant with manual or automatic transmission is yours to choose as well.

**TORQSHIFT**® 5-speed automatic has a massive torque converter and strong gear sets. Its selectable Tow/Haul Mode adjusts transmission operation to match towing and hauling demand. This reduces gear hunting, improves power delivery, and engages engine braking to help control vehicle speed when descending hills. The TorqShift transmission is available on any Super Duty.

## NOTHIN' BUT POWER

**POWER STROKE 6.4L 32-VALVE V8 TURBO DIESEL.** Heavy lifting comes naturally to the optional 6.4L Power Stroke V8 Turbo Diesel. It's the most powerful Ford pickup diesel engine ever. High-pressure common-rail fuel injection helps deliver 100% of its 650 lb.-ft. of torque<sup>1</sup> at just 2000 rpm. It also optimizes cold-start capability and helps make this Power Stroke the quietest Ford truck diesel yet. Innovative technologies also help reduce particulate soot emissions to meet stringent federal standards.

<sup>1</sup>Governed at 325 hp @ 3000 rpm and 600 lb.-ft. of torque @ 2000 rpm on F-450. <sup>2</sup>Not available on F-450.





Drive one.

# 09 F-SERIES SUPER DUTY®

## NEW FORD F-SERIES CABELA'S® EDITION



LOCKABLE UNDERSEAT STOWAGE keeps your valuable outdoor gear out of sight. The padded interior helps protect items from damage as well. Obey all federal, state and local regulations when transporting firearms.



THE OPTIONAL CABELA'S LUXURY PACKAGE features heated, leather-trimmed front captain's chairs with stitched Cabela's logo on the seatbacks, as well as a 60/40 leather-trimmed rear bench with lockable underseat stowage (top). Every Ford F-Series Cabela's Edition Super Duty has a bed mat and badge marked with the outfitter's distinctive logo.

## GET WAY, WAY OUT OF TOWN

The world's foremost outfitter and the world's toughest truck builder have teamed up to bring you heavy-duty transportation for your outdoor adventures. The Ford F-Series Cabela's Edition Super Duty starts with a rugged FX4 Crew Cab with all the features you need for serious off-roading. It adds a class-exclusive, factory-installed gun locker<sup>1</sup> under the rear seat, as well as a host of special exterior and interior features and trim. Whether you hunt, fish, camp or all of the above, this Super Duty can help you enjoy your time outdoors even more.

<sup>1</sup>Obey all federal, state and local regulations when transporting firearms.





Drive one.

09 F-SERIES SUPER DUTY®



## YOU COULD GET USED TO THIS

Super Duty didn't just rewrite the rules for capability, but for comfort as well. Top-quality materials and refinement pay off for the driver and passengers alike. Still, this hardworking interior stays true to its Built Ford Tough® roots. Gear rings around the air vents and rugged panel stampings mark an industrial theme. Smart storage is everywhere. A standard dash-top tray is a handy place to keep a notepad, and the available center console is deep enough to hold a laptop. For work or for pleasure, Super Duty is one fine place to spend some time.

FORD SYNC®, POWERED BY MICROSOFT®, is now standard on the 2009 Super Duty LARIAT and optional on FX4 and XLT. This powerful voice-activated communications and entertainment system helps keep you connected. Simple voice commands let you control most Bluetooth®-enabled mobile phones and popular digital music players.<sup>1</sup> It's versatile, affordable and available exclusively on select Ford vehicles.

<sup>1</sup>Driving while distracted can result in loss of vehicle control. Only use mobile phones and other devices, even with voice commands, when it is safe to do so.

[fordvehicles.com](http://fordvehicles.com)



Drive one.

## 09 F-SERIES SUPER DUTY®

### ALL THE RIGHT STUFF



**OPTIONAL FEATURES OFFER COMFORT AND CONVENIENCE.** Ford has a long list of special options that can make your Super Duty even more of a pleasure to own. From rugged luxury trims like the KING RANCH® Package (shown left) to cutting-edge navigation and hardworking storage, our innovations provide the best tools for the job and the truck that always suits your needs.

- A. MP3 CAPABILITY AND AUXILIARY AUDIO INPUT JACK:** All CD audio systems are MP3-capable and feature an auxiliary audio input for any compatible MP3 player (standard on XLT and up).
- B. MEMORY POWER-ADJUSTABLE PEDALS:** Available on select packages, these pedals memorize positions for 2 different drivers.
- C. POWER-SLIDING MOONROOF:** This slides open or tilts forward to let in just the right amount of air and sun.
- D. NAVIGATION RADIO:** The optional Navigation Radio can map routes anywhere in the U.S. or Canada, and can guide you with audible instructions.
- E. DUAL-ZONE ELECTRONIC AUTOMATIC TEMPERATURE CONTROL:** Front-seat passengers can set their own personal comfort zone with this convenient feature. A specially engineered heating and air conditioning system balances airflow for quick defrosting and all-around cabin comfort.
- F. CENTER CONSOLE:** Optional captain's chairs include a center console that can hold a laptop. There is one power point inside the console, and on SuperCab and Crew Cab models, one on the back of the console.
- G. STEEL LOADFLOOR:** XLT, FX4 and LARIAT Crew Cabs feature a standard FlexFold™ rear seat with a steel loadfloor. A multitude of configurations set the standard for practicality and versatility.

**RAPID-HEAT SUPPLEMENTAL CAB HEATER** is an electric heating system that quickly and automatically helps raise cabin temperature to a comfortable level. Rapid-Heat is optional on diesel engine trucks equipped with the TorqShift® automatic transmission. (Not shown.)



A



C



F



B



D

E



G





Drive one.

# 09 F-SERIES SUPER DUTY®

## SMART TOOLS FOR TOUGH JOBS

Only the toughest name in trucks could assemble this all-star lineup to help you take care of business. From communications and computing to navigation, fleet tracking and security, every position is filled by a pro. Now, your Built Ford Tough® truck can be a productivity powerhouse. Run your business from your truck. Combat tool loss, theft and downtime. Track your fleet for top efficiency. You ask, Ford delivers.

**A, B, C. ONBOARD WIRELESS COMPUTING POWER:** This Internet-capable in-dash Windows CE computing and communications system, from MAGNETI MARELLI, is the heart of Ford Work Solutions.™ With its wireless keyboard, you can create documents and spreadsheets – even print them if you add the available wireless printer. You can download files from the web via the Sprint® Mobile Broadband Network.¹ Full-function, voice-activated navigation from Garmin® is also included. Now your office is truly on the road. (To avoid driving distractions, some functions are disabled while the truck is in gear.)

**D. TOOL LINK:™ FORD WORK SOLUTIONS TOOL LINK² FROM DeWALT®** uses Radio Frequency Identification (RFID) technology to tell you what's in your truck and what isn't.³ Tool Link automatically checks the truck before you leave for a job to make sure you have the tools you need. It checks again at the end of the workday to see that all the gear you used at the job site is back on board. It's a great productivity tool that can save time and avoid wasted trips.

**E. CREW CHIEF:™** With Crew Chief telematic devices on your trucks, you can locate every truck in your fleet, 24/7. Just pull up the website on the Ford Work Solutions in-dash computing system in your truck, or use any computer with web access. Crew Chief, offered by Microlise,™ shows which truck is closest to the job you need done. It can also provide information that's vital to the life of your trucks, and your profits. Optional diagnostics and maintenance reports¹ can help keep your maintenance up to date.

**F. CABLE LOCK:** Here's a sure way to wreck a thief's day: the Ford Work Solutions Cable Lock by Master Lock.® A rugged, retractable, vinyl-coated cable spools out of the case mounted in the cargo box. It snakes through tool handles and equipment frames to secure those items in the box. A heavy-duty locking shackle clips to any box tie-down or back onto the cable itself. Your gear is secured, yet easy to access.



¹Service fee required. ²Driving while distracted can result in loss of vehicle control. Only use mobile phones and other devices, even with voice commands, when it is safe to do so. ³Tool Link RFID system will not read tagged tools in metal containers.



Drive one.

## 09 F-SERIES SUPER DUTY®



**FORGED  
IN THE  
FLAMES**

Ford Harley-Davidson™ F-450 Crew Cab DRW 4x4 • Optional Black with Vista Blue Flames

### FORD HARLEY-DAVIDSON™ F-SERIES SUPER DUTY

ONCE AGAIN, Ford and Harley-Davidson have joined forces to bring you the fire-breathing excitement of 3 very impressive Super Duty pickups. Rugged design and chrome-plated style have made these companies American icons, and the trucks that bear their names do that tradition proud. Just choose your ride from an F-250 Crew Cab 4x4, an F-350 SRW Crew Cab 4x4, or an F-450 Crew Cab 4x4. Built Ford Tough® delivers serious capability, while a host of unique exterior and interior features lay down just the right amount of Harley-Davidson soul. These special trucks are on their way, and all it takes is one ride to set your heart aflame.

Includes LARIAT standard features, plus: Standard Black with flame tape stripes OR optional Black with painted Vista Blue Flames, OR optional Dark Blue Pearl with painted Vista Blue Flames ■ Dimensional chrome boxside lettering (requires optional painted flames) ■ Premium Sound System with AM/FM stereo/6-disc in-dash CD changer ■ Body-color billet-style grille with body-color surround ■ Body-color front and rear bumpers and mirror caps ■ Blacked-out headlamps ■ "Harley-Davidson F-Series Super Duty" badges ■ Black molded illuminated running boards with stainless steel inserts ■ Chrome exhaust tips ■ Rubber bed mat with HARLEY-DAVIDSON Bar & Shield logo or optional Tough Bed bedliner ■ Chrome front tow hooks and chrome tie-downs ■ 19.5" polished forged-aluminum wheels with Bar & Shield logo on center cap (F-450) ■ 20" polished forged-aluminum wheels with chrome lug nuts and Bar & Shield logo on center cap (F-250/F-350) ■ Quad captain's chairs with black leather-trimmed seating surfaces and chrome Bar & Shield badges; front and rear leather-trimmed center console ■ Black carpeted floor mats with the Bar & Shield Logo ■ Memory, power-adjustable performance pedals ■ Laser-engraved serialization plate ■ Optional: FlexFold™ 60/40 split rear bench seat with leather-trimmed seating surfaces and chrome Bar & Shield badges (restrictions apply)



Ford Harley-Davidson™ F-350 Crew Cab SRW 4x4 • Optional Dark Blue Pearl with Vista Blue Flames



Quad captain's chairs with black leather-trimmed seating surfaces and chrome Bar & Shield badges

[fordvehicles.com](http://fordvehicles.com)





Drive one.

## 09 F-SERIES SUPER DUTY®



F-450 KING RANCH® Crew Cab 4x4 • Forest Green/Pueblo Gold Two-Tone • PowerScope™ Mirrors • Other Available Equipment



F-350 LARIAT Crew Cab DRW 4x4 • Black • PowerScope Mirrors • Other Available Equipment

### KING RANCH®

THE WESTERN SPIRIT OF HARD WORK AND HOSPITALITY — SUPER DUTY STYLE

*Includes LARIAT standard features, plus:* KING RANCH® branded Chaparral leather-trimmed quad captain's chairs, and front and rear console lids ■ Chrome grille with Pueblo Gold insert ■ 18" forged painted-aluminum wheels with KING RANCH® center caps (SRW) ■ Forged polished-aluminum wheels with unique KING RANCH® center caps (DRW) ■ Two-tone paint with Pueblo Gold lower accent, illuminated cab steps, box-rail/tailgate top moldings and bumpers ■ KING RANCH® badges with "Running W" brand ■ And much more

### LARIAT

THE SUPER DUTY THAT'S LOADED WITH IMPRESSIVE STANDARD FEATURES

*Includes XLT standard features, plus:* 18" premium forged-aluminum wheels (SRW) ■ 17" forged polished-aluminum wheels (F-350 DRW) ■ 19.5" forged polished-aluminum wheels (F-450) ■ PowerScope Trailer Tow Mirrors ■ Fog lamps ■ Ford SYNC® voice-activated communications and entertainment system ■ SIRIUS® Satellite Radio with 6-month subscription<sup>1</sup> ■ Premium leather-trimmed power heated front captain's chairs with center console ■ Premium vinyl fold-up rear bench (SuperCab) ■ FlexFold™ 60/40 split rear bench (Crew Cab) ■ Dual-zone Electronic Automatic Temperature Control ■ Leather-wrapped steering wheel with secondary audio/climate controls ■ Power-sliding rear window with privacy glass ■ Auto-dimming rearview mirror ■ And much more

<sup>1</sup>Service not available in Alaska or Hawaii. See your Ford Dealer for details. "SIRIUS," the SIRIUS dog logo and "The Best Radio on Radio" are registered trademarks of SIRIUS Satellite Radio Inc.



Drive one.

## 09 F-SERIES SUPER DUTY®



F-250 FX4 Crew Cab 4x4 • Black • Available 20" Forged Polished-Aluminum Wheels • Other Available Equipment

### FX4 OFF-ROAD

Super Duty FX4 is one serious badlands machine. As with all Super Duty 4x4s, its beefy, solid front axle offers maximum articulation on rugged terrain, and manual locking hubs let you disconnect the front drivetrain to save on wear and tear. Rancho® shocks are tuned to deliver on-road refinement and off-road capability. Plenty of special exterior and interior appointments give FX4 a distinct personality.

Includes XLT standard features, plus: 4x4 drivetrain with limited-slip rear axle ■ Rancho specially tuned shocks ■ Transfer case and fuel tank skid plates ■ Body-color grille surround with Medium Platinum billet-style insert ■ Dark Shadow Grey bumpers and wheel-lip moldings ■ Fog lamps ■ PowerScope™ mirrors ■ Body-color mirror caps ■ SIRIUS Satellite Radio with 6-month subscription<sup>1</sup> ■ Black leather-wrapped steering wheel ■ FX4 cloth front captain's chairs ■ Metallic-pattern instrument-panel appliqué ■ Black carpeting and all-weather floor mats ■ Overhead console ■ And much more



F-350 XLT Crew Cab SRW 4x4 • Sterling Grey • Other Available Equipment

### XLT

XLT is the most versatile pickup in the Super Duty line, as its wide range of cabs, boxes and content options makes it a great addition to any lineup. XLT takes comfort and convenience to the next level with its substantial list of popular standard features.

Includes XL standard features, plus: Chrome grille with Medium Platinum insert ■ Chrome-clad steel wheels (SRW) ■ Argent-painted steel wheels (F-350 DRW) ■ Forged polished-aluminum wheels (F-450) ■ Chrome bumpers ■ AM/FM stereo/single-CD player with MP3 capability ■ Power windows, including 2nd row on Crew Cab ■ Manual trailer tow mirrors with power glass ■ Cruise control ■ Power accessory delay ■ Color-coordinated carpet and floor mats ■ Cloth 40/20/40 split front seat with manual driver lumbar ■ Rear 60/40 split fold-up seat (SuperCab) ■ FlexFold™ 60/40 split rear seat (Crew Cab)



F-250 XL Regular Cab 4x2 • Oxford White • Other Available Equipment

### XL WORKHORSE

Here is the bedrock of the Super Duty line. It includes the heavy-duty features that make Super Duty trucks so impressive to begin with, and it can be equipped to move huge payloads and king-size trailers. When you're looking for a work truck with all the capabilities, plus a group of standard features that will help get you comfortably through the work week, look no further than Super Duty XL.

Standard features include: 5.4L 3-valve V8 and 6-speed manual transmission with overdrive (F-250/F-350) ■ 6.4L Power Stroke® V8 Turbo Diesel and 6-speed manual transmission with overdrive (F-450) ■ Heavy-duty gas shock absorbers and rear auxiliary springs ■ Hitch receiver and Trailer Tow Package ■ 4-wheel disc Anti-lock Brake System (ABS) ■ Manual telescoping trailer tow mirrors ■ Front tow hooks and Tailgate Assist™ ■ Tire Pressure Monitoring System (SRW only) ■ Manual air conditioning ■ Driver and front-passenger front airbags<sup>2</sup> ■ SecurILock® passive anti-theft ignition system ■ Full instrumentation and message center ■ Heavy-duty vinyl front bench with armrest ■ Rear fold-up bench (SuperCab and Crew Cab) ■ SOS Post-Crash Alert System<sup>3</sup> ■ And more

<sup>1</sup>Service not available in Alaska or Hawaii. See your Ford Dealer for details. "SIRIUS," the SIRIUS dog logo and "The Best Radio on Radio" are registered trademarks of SIRIUS Satellite Radio Inc. <sup>2</sup>Always wear your safety belt and always deactivate the passenger airbag when using a rear-facing child-safety seat with Regular Cab and SuperCab models. Always wear your safety belt and always secure children in the rear seat in Crew Cab models. <sup>3</sup>SOS hardware may become damaged or the battery may lose power in a crash, which could prevent operation. Not all crashes will activate an airbag or safety belt pretensioner.





Drive one.

## 09 F-SERIES SUPER DUTY®

### WORK SMART

**FACTORY OPTIONS AND FORD CUSTOM ACCESSORIES.** You can personalize your Super Duty with quality choices for style and function. Engineered for precise fit and long wear, they blend seamlessly with Super Duty's body design, electrical system and mechanical specs. Our online Accessorizer lets you see how Ford Custom Accessories will look on your Super Duty – test drive it at [fordaccessories.com](http://fordaccessories.com).



A



B



C



D



E



F



H



G

- A. MANUAL SLIDING REAR WINDOW:** Opens to let in a cool breeze and can lock securely.
- B. KEYLESS ENTRY KEYPAD:** Instant cab access without your key or remote key fob. Program your own secret code for security.
- C. STEP BARS OR RUNNING BOARDS:** Step up easily into the cab. Super Duty offers a number of different styles and finishes designed for select models.
- D. CLASS-EXCLUSIVE STOWABLE BED EXTENDER:** This optional barrier folds out, clamps together and latches to the tailgate. It lets you haul with the tailgate down or secure smaller loads with the tailgate up. Made of rugged fiberglass-filled polypropylene, it folds conveniently out of the way when not in use.
- E. SNAPLESS SOFT TONNEAU COVER:** It rides on rails and slides out of the way to offer you easy access to cargo in the box.
- F. DROP-IN BEDLINERS:** Offer rugged protection for the most used and abused part of your pickup. Any Ford Dealer can install a Ford Custom Accessories drop-in liner (shown) at any time.
- G. TOUGH BED SPRAY-IN BEDLINER:** Exclusive, factory-installed synthetic lining is applied directly to the bed surface for durable, long-lasting protection.
- H. CLASS-EXCLUSIVE TAILGATE STEP:** A handy option that stows in the tailgate. Just take hold of the flip-up grab bar, flip down the skid-resistant step, and climb up into the box.



Drive one.

## STANDARD FEATURES

### SAFETY/SECURITY

- 4-wheel power disc brakes with Anti-lock Brake System (ABS)
- Airbags<sup>1</sup> – Driver and right-front passenger
- Alert chimes – Headlamps-on, key-in-ignition and door ajar
- Belt-Minder<sup>®</sup> front safety belt reminder
- Brake/shift interlock (with automatic transmission)
- Child-safety seat top tether anchors (Regular Cab front passenger and all rear-seating positions)
- Fuel pump inertia shutoff switch
- Height-adjustable safety belts – Front-outboard positions
- Locking tailgate
- Passenger airbag deactivation switch (Regular Cab, SuperCab)
- Safety belt energy-management retractors – Front-outboard positions
- Side-intrusion door beams
- SOS Post-Crash Alert System<sup>2</sup>
- Spare tire/wheel lock
- Tire Pressure Monitoring System (SRW only)

### MECHANICAL

- 5.4L 3-valve SOHC V8 engine (F-250, F-350)
- 6.4L OHV 32-valve Power Stroke<sup>®</sup> V8 Turbo Diesel engine (F-450)
- 6-speed manual overdrive transmission
- 100,000-mile tune-up interval<sup>3</sup> (gas engines)
- Battery saver
- Fail-safe engine cooling system (gas engines)
- Fuel tank – 30.5-gallon capacity with 6<sup>3</sup>/<sub>4</sub>' box; 38-gallon capacity with 8' box
- Manual 4-wheel-drive system with manual locking hubs (4x4 models only)
- Power steering
- Quick-release tailgate with Tailgate Assist<sup>™</sup>
- SecuriLock<sup>®</sup> passive anti-theft ignition system
- Spare tire/wheel/jack – Conventional with underframe carrier (crank-down type)
- Stabilizer bar – Front
- Stabilizer bar – Rear (DRW only)
- Stainless steel exhaust system (major components)
- Stationary Elevated Idle Control (SEIC)<sup>4</sup>
- Steering damper
- Styleside box

### INTERIOR

- Assist and ride handles
- Coat hooks – 1 front (Regular Cab); 2 rear (SuperCab and Crew Cab)
- Dome light (front and rear with Crew Cab)
- Flip-open rear quarter windows (SuperCab)
- Message center with odometer, trip odometer, engine-hour meter and warning messages
- Power points – 2 on instrument panel
- Steering wheel – Black urethane

### EXTERIOR

- Bumpers – Front step and rear step
- Cargo box – Partitionable and stackable
- Cargo box lamp – Integrated with center high-mounted stop lamp
- Cargo box rail and tailgate top moldings

### EXTERIOR (continued)

- Cargo box stake pockets
- Cargo tie-down hooks – 4 in 6<sup>3</sup>/<sub>4</sub>' box; 6 in 8' box
- Solar-tinted glass
- Tow hooks – 2 in front
- Trailer hitch receiver – 12.5K (2") Built Ford Tough<sup>®</sup> (SRW/F-350 DRW 5.4L)
- Trailer hitch receiver – 15K (2<sup>1</sup>/<sub>2</sub>") Built Ford Tough (F-350 DRW 6.8L/6.4L only)
- Trailer hitch receiver – 16K (2<sup>1</sup>/<sub>2</sub>") Built Ford Tough (F-450 only)
- Trailer tow – 7-/4-pin connector and trailer brake wiring kit (in-cab, no controller)
- Windshield wipers – Intermittent

## FEATURES & OPTIONS

	XL	XLT	FX4	LARIAT	MECHANICAL
● ● ● ●					5.4L 3-valve SOHC V8 engine (n/a on F-350 DRW Crew Cab)
○ ○ ○ ○					6.8L 3-valve SOHC V10 engine (standard on F-350 DRW Crew Cab)
○ ○ ○ ○					6.4L OHV 32-valve Power Stroke <sup>®</sup> V8 Turbo Diesel engine (standard on F-450)
○ ○ ○ ○					TorqShift <sup>®</sup> 5-speed automatic overdrive transmission with Tow/Haul Mode
○ ○ ○ ○					Electronic Shift-On-the-Fly (ESOF) 4-wheel-drive system with auto/manual locking hubs (4x4 models only)
● — — —					17" argent-painted steel wheels – 5 (F-250); 5 (F-350 SRW)
● ● — —					17" argent-painted steel wheels – 7 (F-350 DRW)
— ● — —					17" chrome-clad steel wheels – 4 (F-250)
— ○ ● ●					17" forged polished-aluminum wheels – 4 (F-350 DRW)
● — — —					18" argent-painted steel wheels – 4 (F-350 SRW)
— — ● —					18" premium chrome-clad steel wheels – 4 (F-250/F-350 SRW)
— ○ — —					18" bright machined cast-aluminum wheels – 4 (F-250/F-350 SRW)
— ● — —					18" premium forged-aluminum wheels – 4 (F-250/F-350 SRW)
— ○ — —					18" chrome-clad steel wheels – 4 (F-350 SRW)
● ● ● ●					19.5" forged polished-aluminum wheels – 4 (F-450)
— ● ○ ○					20" forged polished-aluminum wheels – 4 (F-250/F-350 SRW 4x4 only)
— — — ●					20" KING RANCH <sup>®</sup> premium painted forged-aluminum wheels – 4 (F-250/F-350 SRW 4x4 only; requires KING RANCH <sup>®</sup> Package)
● ● — —					LT245/75R17 all-season BSW tires – 5 (F-250)
○ — — —					LT245/75R17 all-terrain BSW tires – 5 (F-250)
○ ○ — —					LT265/70R17 all-terrain BSW tires – 5 (F-250)
— ○ — —					LT265/70R17 all-terrain OWL tires – 4 (F-250)
● — — —					LT245/75R17 all-season BSW tires – 5 (F-350 SRW)
○ — — —					LT265/70R17 all-terrain BSW tires – 5 (F-350 SRW)
— ○ — ●					LT275/65R18 all-season BSW tires – 5 (F-250 4x2)
— ○ — ●					LT275/70R18 all-season BSW tires – 5 (F-250 4x4)
— ○ — ○					LT275/70R18 all-terrain BSW tires – 4 (F-250 4x4)

## 09 F-SERIES SUPER DUTY<sup>®</sup>

## FEATURES & OPTIONS (CONTINUED)

	XL	XLT	FX4	LARIAT	MECHANICAL (continued)
○ ○ — ○					LT275/70R18 all-terrain BSW tires – 4 (F-350 SRW 4x4)
— ○ ● ○					LT275/70R18 all-terrain OWL tires – 4 (F-250/F-350 SRW 4x4)
— — — ○					LT275/65R20 all-terrain BSW tires – 4 (F-250/F-350 SRW 4x4)
— ○ ● ○					LT275/65R20 all-terrain OWL tires – 4 (F-250/F-350 SRW 4x4)
● ● — ●					LT275/65R18 all-season BSW tires – 5 (F-350 SRW 4x2)
○ ● — ●					LT275/70R18 all-season BSW tires – 5 (F-350 SRW 4x4)
● ● — ●					LT245/75R17 all-season BSW tires – 7 (F-350 DRW)
○ ○ — ○					LT245/75R17 all-terrain BSW tires – 7 (F-350 DRW)
— ○ ● ○					LT245/75R17 all-terrain OWL tires – 4 (F-350 DRW)
● ● — ●					225/70R19.5 all-season BSW tires – 7 (F-450)
○ ○ — ○					225/70R19.5 traction tires – 4 (F-450; 4x4 only)
○ ○ ○ ○					Alternator – Single, extra-heavy-duty 200-amp (diesel engine only)
○ ○ ○ ○					Alternators – Dual, 320-amp total (diesel engine only)
○ ○ ○ ○					Engine block heater (standard in 15 cold-weather states)
○ ○ ○ ○					Higher-ratio rear axle (excludes diesel-equipped SRW and 5.4L DRW models)
○ ● ● ●					Integrated Trailer Brake Controller <sup>5</sup> (standard on F-450)
○ ○ ● ○					Limited-slip rear axle
● ● ● ●					Power TakeOff (PTO) provision – Automatic transmission (included with man. trans.; PTO obstructed by catalyst placement on 5.4L and 6.8L engines)
● ● ● ●					Reverse Vehicle Aid Sensor (n/a with pickup box delete) <sup>6</sup>
○ ○ ○ ○					Traction Control
○ ● ○ ●					Wide-track front suspension (DRW Crew Cab with 6.4L diesel and 8' box only; optional on F-350 4x4; standard on F-450; two-tone not available on FX4)
					<b>SEATING</b>
○ — — —					Front full bench with recline seat – HD vinyl
○ — — —					Front full bench with recline seat – HD cloth
○ ● ○ ○					Front seat – 40/20/40 split with armrest, cupholders and storage (XL – HD vinyl or cloth; XLT – cloth; FX4 – FX4 cloth; LARIAT – leather-trimmed)
○ ○ — —					Front bucket seats – HD vinyl or HD cloth
— ○ ● —					Front cloth captain's chairs with center console
— — ○ ●					Front leather-trimmed captain's chairs with center console
● ● ● ●					Rear folding bench seat (SuperCab and XL Crew Cab)
— ● ● ●					Rear FlexFold <sup>™</sup> 60/40 split fold-flat seat, steel loadfloor, bag hooks, dual integrated cupholders and tray, and 2 outboard head restraints (Crew Cab)

● Standard ● Select Availability ○ Optional — Not Available

<sup>1</sup>Always wear your safety belt and always deactivate the passenger airbag when using a rear-facing child-safety seat with Regular Cab and SuperCab models. Always wear your safety belt and always secure children in the rear seat in Crew Cab models. <sup>2</sup>SOS hardware may become damaged or the battery may lose power in a crash, which could prevent operation. Not all crashes will activate an airbag or safety belt pretensioner. <sup>3</sup>Under normal driving conditions with routine fluid and filter changes. <sup>4</sup>Final-stage manufacturer must supply control switches. <sup>5</sup>TBC verified to be compatible with electric drum brakes only. <sup>6</sup>Included with FX4 Luxury Package and Cabela's<sup>®</sup> Luxury Package.

fordvehicles.com





Drive one.

FEATURES & OPTIONS (CONTINUED)

XL			
XLT			
FX4			
LARIAT			
<b>SEATING (continued)</b>			
—	—	●	●
Heated seats – Driver and front passenger, 2 settings (requires leather trim)			
—	—	●	●
Lumbar support – Driver and front passenger			
—	●	●	●
Power 6-way driver seat (and front-passenger seat on SuperCab and Crew Cab FX4 and LARIAT)			
<b>INTERIOR</b>			
●	●	●	●
Accessory delay for power features <sup>1</sup>			
●	●	●	—
Air conditioning – Manual			
—	—	●	●
Air conditioning – Dual-zone Electronic Automatic Temperature Control <sup>2</sup>			
●	—	—	—
AM/FM stereo/digital clock with 2 speakers			
●	●	●	●
AM/FM stereo/single-CD player with MP3 capability, digital clock and 4 speakers			
—	○	○	●
AM/FM stereo/6-disc in-dash CD changer with MP3 capability, digital clock and 4 speakers (leather-wrapped steering wheel with secondary audio controls on XLT and FX4) <sup>2</sup>			
—	—	○	●
Premium Sound System AM/FM stereo/6-disc in-dash CD changer with MP3 capability, digital clock and 8 speakers with subwoofer (leather-wrapped steering wheel with secondary audio controls on FX4; n/a with Navigation System)			
—	—	●	●
Navigation Radio with Premium Sound System AM/FM stereo/single-disc CD player with MP3 capability, USB port, in-dash touch screen, voice-activated controls, digital clock and 8 speakers with subwoofer (requires Ford SYNC <sup>®</sup> )			
—	○	●	●
Ford SYNC voice-activated, in-vehicle communications and entertainment system <sup>2</sup> (requires audio system with CD player)			
●	●	●	●
SIRIUS Satellite Radio (requires CD system; n/a on Regular Cab; includes 6-month subscription)			
●	●	●	●
Auxiliary audio input jack			
●	●	●	●
Cruise control (requires tilt steering wheel)			
—	—	●	●
Enhanced message center – Message center, plus trip computer, distance to empty, average fuel economy, autolamp configuration, status system check and language selection			
●	●	—	—
Floor covering – Black vinyl			
—	●	●	●
Floor covering – Color-coordinated carpet			
—	●	—	●
Floor mats – Color-coordinated carpet			
—	○	●	○
Floor mats – Black all-weather			
●	●	●	—
Instrument cluster – Black with black gauges <sup>2</sup>			
—	—	●	—
Instrument cluster – Metallic-faced with cream gauges			
●	●	●	—
Mirror – Day/night rearview			
—	●	●	●
Mirror – Auto-dimming rearview with compass			
—	—	●	●
Overhead console – Includes sunglasses storage and garage door opener storage			
—	●	●	●
Power-adjustable brake and accelerator pedals (with auto. trans. only)			
●	●	●	●
Power door locks <sup>1</sup>			
●	●	●	●
Power windows with one-touch-down driver-window feature <sup>1</sup>			

XL			
XLT			
FX4			
LARIAT			
<b>INTERIOR (continued)</b>			
○	○	○	○
Rapid-Heat Supplemental Cab Heater (requires diesel engine with air conditioning, alternator upgrade and TorqShift transmission)			
—	○	○	●
Rear View Camera			
—	—	●	—
Steering wheel – Black leather-wrapped			
—	●	●	●
Steering wheel – Color-coordinated leather-wrapped with secondary audio controls <sup>2</sup>			
●	●	●	●
Steering wheel – Tilt			
—	—	—	●
Universal Garage Door Opener			
○	○	○	○
Upfitter switches (4) – Located on instrument panel			
●	●	—	—
Visors with passenger mirror			
—	—	●	—
Visors with driver and passenger mirrors			
—	—	—	●
Visors with illuminated driver and passenger mirrors <sup>3</sup>			
—	—	●	●
Woodgrain-style instrument panel accents (included with Cabela's <sup>®</sup> Package)			
<b>EXTERIOR</b>			
—	●	●	●
Autolamp with rainlamp feature (included with XLT Convenience Package)			
—	○	○	○
Bodyside moldings – Body-color (SRW only)			
●	—	—	—
Bumpers – Black-painted with grained top cover			
●	●	—	●
Bumpers – Chrome with grained top cover <sup>4</sup>			
—	—	●	—
Bumpers – Dark Shadow Grey-painted with grained top cover			
○	—	—	—
Cab steps – Black molded			
—	○	—	—
Cab steps – 4" chrome tubular (Regular Cab only)			
—	○	○	○
Cab steps – 5" chrome tubular (SuperCab and Crew Cab only)			
—	●	●	●
Fog lamps			
●	—	—	—
Grille – Black-painted bar-style			
—	●	—	●
Grille – Chrome bar-style w/Medium Platinum insert			
—	—	●	—
Grille – Body-color surround w/billet-style Medium Platinum insert			
●	—	—	—
Headlamps – Sealed-beam halogen			
●	●	●	●
Headlamps – Dual-beam jewel-effect <sup>4</sup>			
●	●	●	●
Lamp – Underhood engine compartment <sup>4</sup>			
●	—	—	—
Mirrors – Manually telescoping trailer tow with 2-way fold and manual glass			
●	●	—	—
Mirrors – Manually telescoping trailer tow with 2-way fold, power/heated glass, heated manual spotter mirrors, and integrated clearance lamps and turn signals			
—	●	●	●
Mirrors – PowerScope™ power-telescoping/folding trailer tow with power/heated glass, heated manual spotter mirrors, and integrated clearance lamps and turn signals (XLT requires XLT Convenience Group)			
—	—	○	○
Moonroof – Power-sliding (Crew Cab only) <sup>5</sup>			
●	●	—	—
Pickup box delete (F-250/F-350 only; requires 8' box; n/a with 6.8L engine or Rear View Camera)			
—	●	●	●
Privacy glass (rear doors and rear window)			
○	○	○	○
Roof clearance lamps (standard on DRW)			

09 F-SERIES SUPER DUTY<sup>®</sup>

XL			
XLT			
FX4			
LARIAT			
<b>EXTERIOR (continued)</b>			
●	●	●	●
Skid plates – Transfer case and fuel tank (included with 4x4 OFF-ROAD Package on XL, XLT and LARIAT)			
●	○	○	—
Sliding rear window – Manual			
—	—	●	●
Sliding rear window – Power with privacy glass <sup>2</sup>			
—	○	○	○
Stowable bed extender (F-250/F-350 SRW only)			
○	○	○	○
Tailgate Step – Includes step, Tailgate Assist™ and grab bar			
○	○	○	○
Tough Bed spray-in bedliner – Includes tailgate guard and black bed bolts			
—	—	○	○
Two-tone paint – Lower accent			
—	—	●	●
Wheel-lip moldings – Dark Shadow Grey on FX4; accent-color on LARIAT with optional two-tone paint (SRW only)			
<b>FORD WORK SOLUTIONS™</b>			
○	○	○	—
In-dash Windows CE computer with touch screen (restrictions apply)			
○	○	○	○
Cable Lock by Master Lock <sup>®</sup> (replaces cargo tie-down hooks)			
○	○	○	—
Crew Chief™ (n/a with SYNC or in-dash computer)			
○	○	○	—
Tool Link™ (requires in-dash computer; restrictions apply)			
<b>PACKAGES</b>			
<b>10,000-lb. GVWR Package (F-350 SRW)</b>			
○	○	—	○
<b>4x4 OFF-ROAD Package</b> – Includes transfer case and fuel tank skid plates; Rancho <sup>®</sup> shocks; and 4x4 OFF-ROAD box decals (requires 4x4, limited-slip rear axle and all-terrain tires)			
○	○	○	○
<b>Camper Package</b> – Includes front springs upgrade (unless maximum springs have been computer-selected as included equipment); rear stabilizer bar (SRW); slide-in-camper certification; and auxiliary rear springs on F-250			
—	○	○	○
<b>Chrome Package</b> – Includes unique all-chrome billet-style grille (n/a on FX4); chrome exhaust tip; chrome tow hooks; unique chrome mirror caps; chrome pickup bed tie-down hooks; and 6" chrome angular step bars (requires PowerScope mirrors; SuperCab and Crew Cab only; other restrictions apply)			
—	●	●	—
<b>Driver's Group</b> – Includes leather-wrapped steering wheel with secondary audio controls and auto-dimming rearview mirror (requires Ford SYNC)			
○	○	○	○
<b>Heavy-Service Suspension Package</b> – Includes front springs upgrade (unless maximum springs have been computer-selected as included equipment)			
○	●	●	●
<b>Power Equipment Group</b> – Includes power door locks, sideview mirrors and front windows (plus rear on Crew Cab) with one-touch-down driver-window feature; accessory delay; remote keyless entry; and perimeter anti-theft alarm			

● Standard ● Select Availability ○ Optional — Not Available

<sup>1</sup>Included as part of Power Equipment Group on XL. <sup>2</sup>Included with FX4 Luxury Package and Cabela's<sup>®</sup> Luxury Package. <sup>3</sup>Included on FX4 with moonroof. <sup>4</sup>Included as part of the XL Décor Group. <sup>5</sup>Not available with Rear-Seat DVD Entertainment System.



Drive one.

FEATURES & OPTIONS (CONTINUED)

				XL
				XLT
				FX4
				LARIAT
				PACKAGES (continued)
—	—	●	○	<b>Rear-Seat DVD Entertainment System</b> – Includes roof-mounted DVD system with 8" video screen; 2 sets of wireless headphones; and a remote control (n/a with power moonroof; Crew Cab only; requires SYNC; FX4 requires FX4 Luxury Package)
○	○	○	○	<b>Snow Plow Prep Package</b> – Includes computer-selected springs for snow plow application; 200-amp. alternator; and heavy-duty alternator with gas engines (4x4 only; restrictions apply)
○	○	○	○	<b>Stabilizer Package</b> – Includes heavy-service front springs and rear stabilizer bar (available on SRW; n/a with Heavy-Service Suspension Package or Camper Package)
○	○	○	○	<b>TowBoss Package</b> – Includes 4.30 limited-slip rear axle and increased GCWR to 26,000 lbs. (F-350 DRW only; requires 6.4L diesel engine, auto. trans. and Integrated Trailer Brake Controller)
○	—	—	—	<b>XL Décor Group</b> – Includes chrome bumpers with grained top cover; dual-beam jewel-effect headlamps; bright chrome hub covers and center ornaments (SRW only); and underhood engine-compartment lamp
○	—	—	—	<b>XL Plus Package</b> – Includes AM/FM stereo/single-CD player with MP3 capability, digital clock and 4 speakers; cruise control; and tilt steering wheel
—	○	—	—	<b>XLT Convenience Package</b> – Includes power driver seat; fog lamps; power-adjustable pedals; automatic headlamps with rainlamp feature; and SecuriCode™ keyless-entry keypad (requires auto. trans.)
—	—	○	—	<b>Cabela's® Package</b> – Includes unique two-tone exterior paint; accent-color wheel-lip moldings; custom molded mud flaps; Cabela's box decals and tailgate badge; Cabela's logo bed mat (n/a with Tough Bed); 6" angular painted tubular step bars; unique hub caps with center ornaments; leather-wrapped steering wheel with secondary audio/climate controls; unique cloth captain's chairs with stitched Cabela's logo on seatbacks; 60/40 split cloth rear bench with underseat lockable stowage; center floor console with lockable storage; unique instrument panel appearance with woodgrain accents; all-weather floor mats with Cabela's logo (FX4 Crew Cab SRW with auto. trans. only; n/a with Chrome Package, Nav. or DVD)
—	—	○	—	<b>Cabela's® Luxury Package</b> – Adds to the Cabela's Package, plus: Ford SYNC; leather-wrapped steering wheel with SYNC controls; Dual-zone Electronic Automatic Temperature Control; Reverse Vehicle Aid Sensor; power-sliding rear window; memory power trailer tow mirrors; memory power driver seat; message center and trip computer; memory power-adjustable pedals; AM/FM stereo with 6-disc CD or MP3 capability; and heated leather-trimmed front captain's chairs with stitched Cabela's logo on seatbacks (FX4 Crew Cab SRW)
—	—	○	—	<b>FX4 Plus Package</b> – Includes SYNC; AM/FM stereo/6-disc in-dash CD changer; power-adjustable pedals; SYNC controls on steering wheel; and auto-dimming rearview mirror (restrictions apply)

				XL
				XLT
				FX4
				LARIAT
				PACKAGES (continued)
—	—	○	—	<b>FX4 Luxury Package</b> – Includes Black leather-trimmed, heated seats; Dual-zone Electronic Automatic Temperature Control; Reverse Vehicle Aid Sensor; power-sliding rear window; memory power trailer tow mirrors; memory power driver seat; message center and trip computer; memory power-adjustable pedals; SYNC; AM/FM stereo/6-disc in-dash CD changer; and leather-wrapped steering wheel with secondary audio/climate controls (requires automatic transmission; n/a with FX4 Plus Package; restrictions apply)
—	—	—	○	<b>Ford Harley-Davidson™ F-Series Super Duty® Package</b> – Includes standard Black with flame tape stripes or optional Black with painted Vista Blue Flames, or optional Dark Blue Pearl with painted Vista Blue Flames; dimensional chrome boxside lettering (requires optional painted flames); body-color front and rear bumpers; billet-style grille insert with body-color surround; blacked-out headlamps; PowerScope™ trailer tow mirrors and body-color mirror caps; 20" polished/painted forged-aluminum wheels; 19.5" polished/painted forged-aluminum wheels (F-450 only); laser-engraved serialization plate; front and rear leather-trimmed center console; unique Black leather-trimmed quad captain's chairs with chrome Bar & Shield badges; Premium Sound System with AM/FM stereo/6-disc in-dash CD changer; and much more (restrictions apply)
—	—	—	○	<b>KING RANCH®</b> – Includes lower accent two-tone paint; unique chrome grille with accent-color insert; accent-color front bumper; accent-color illuminated tubular cab steps; accent-color rear bumper with step pad; PowerScope trailer tow mirrors with body-color mirror caps; unique 18" forged painted-aluminum wheels; forged polished-aluminum wheels (DRW); heated front seats; front and rear consoles with KING RANCH® Chaparral leather-trimmed lid/armrests; quad captain's chairs with unique KING RANCH® Chaparral leather trim; Premium Sound System with AM/FM stereo/6-disc in-dash CD changer; and much more
—	—	—	○	<b>KING RANCH® with Chrome Package</b> – Adds KING RANCH® package, plus: chrome exhaust tip; chrome tow hooks; unique chrome mirror caps; chrome pickup bed tie-down hooks; and 6" chrome angular step bars (requires Crew Cab with auto. trans.)
—	—	—	○	<b>LARIAT Plus Package</b> – Includes 6-disc in-dash CD changer; memory power driver seat; memory power trailer tow mirrors; memory power-adjustable pedals; Rear View Camera; and Universal Garage Door Opener (restrictions apply)
—	—	—	○	<b>LARIAT Ultimate Package</b> – Includes memory power driver seat; memory power trailer tow mirrors; memory power-adjustable pedals; moonroof; Navigation Radio; Rear View Camera; Tailgate Step; and Universal Garage Door Opener

● Standard ● Select Availability ○ Optional — Not Available

09 F-SERIES SUPER DUTY®

ENGINES

	5.4L 3-VALVE V8	6.8L 3-VALVE V10	6.4L POWER STROKE® V8 TURBO DIESEL
Type	SOHC	SOHC	OHV (32-valve)
Fuel injection	Sequential Electronic	Sequential Electronic	High-Pressure Common-Rail
Engine control system	Electronic	Electronic	Electronic
Induction system	Specially tuned	Specially tuned	Series Sequential Turbochargers
Battery	12-volt; 650-CCA/72-amp-hr	12-volt; 650-CCA/72-amp-hr	Dual 12-volt; 750-CCA/78-amp-hr
Alternator	157-amp	157-amp	135-amp (Single 200-amp or dual combined 320-amp opt.)
Cooling system	Pressurized series flow	Pressurized series flow	Pressurized series flow
Cylinders	8	10	8
Cylinder-head	Aluminum	Aluminum	Cast iron
Block material	Cast iron	Cast iron	Cast iron
Valve operation	Hydraulic roller	Hydraulic roller	Push rod/rocker arms
Camshaft drive	Variable cam timing	Silent chain	Gear
Bore	3.55"	3.55"	3.86"
Stroke	4.16"	4.16"	4.13"
Compression ratio	9.8:1	9.2:1	17.1:1
Horsepower/rpm	300 @ 5000	362 @ 4750	350 @ 3000 <sup>1</sup>
Torque lb.-ft./rpm	365 @ 3750	457 @ 3250	650 @ 2000 <sup>1</sup>
Recommended fuel	Unleaded	Unleaded	Ultra-Low-Sulfur Diesel

MECHANICAL SPECIFICATIONS

FRONT SUSPENSION			
Type	Twin-I-Beam (F-250/F-350 4x2); solid Twin-Coil Monobeam axle (F-250/F-350 4x4, F-450 4x2 and 4x4)		
Axle (rating @ ground)	5250 lbs. (F-250/F-350 4x2); 6000 lbs. (F-250/F-350 4x4); 7000 lbs. (F-450)		
Springs	Coil		
Shock absorbers	1 1/8" gas type		
Stabilizer bar	Standard		
REAR SUSPENSION			
Type	Solid axle		
Axle (rating @ ground)	6100 lbs. (F-250); 7050 lbs. (F-350 SRW); 9000 lbs. (F-350 DRW); 11,000 lbs. (F-450)		
Springs	Leaf		
Shock absorbers	1 1/8" gas type		
Stabilizer bar	Standard on DRW pickup; optional in package on SRW pickup		
STEERING			
Assist	Power		
Overall ratio	20.35:1 (F-250/F-350 4x2); 19.77:1 (F-250/F-350 4x4); 20.38:1 average (F-450)		
BRAKES			
Type	4-wheel vented-disc ABS (standard)		
Front (rotor diameter)	13.66" (F-250/F-350); 14.53" (F-450)		
Rear (rotor diameter)	13.39" (F-250/F-350); 15.35" (F-450)		
WHEELS			
Type	Steel, chrome-clad steel or aluminum		
Size	17" 18" or 20" (F-250/F-350); 19.5" (F-450)		
Number of studs	8 (F-250/F-350); 10 (F-450)		
Bolt-circle diameter	6.7" (170-mm) SRW; 7.87" (200-mm) F-350 DRW; 8.85" (225-mm) F-450		
POWERTRAINS			
ENGINE	4x4 TRANSFER CASE	6-SPEED MANUAL	5-SPEED AUTOMATIC
5.4L 3-Valve SEFI V8	2-speed	●	○
6.8L 3-Valve SEFI V10	2-speed	●	○
6.4L Power Stroke V8 Turbo Diesel	2-speed	●	○

● Standard ○ Optional

<sup>1</sup>Governed at 325 hp @ 3000 rpm and 600 lb.-ft. of torque @ 2000 rpm on F-450.

fordvehicles.com





Drive one.


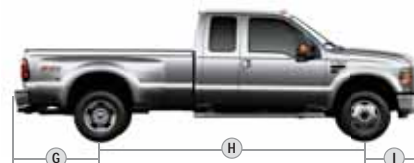
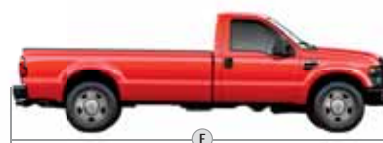
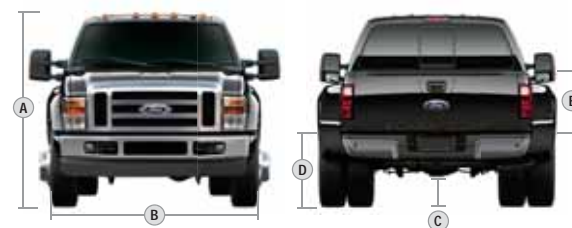
# 09 F-SERIES SUPER DUTY®

## DIMENSIONS

EXTERIOR	REGULAR CAB	SUPERCAB		CREW CAB	
	4x2/4x4	SWB 4x2/4x4	LWB 4x2/4x4	SWB 4x2/4x4	LWB 4x2/4x4
A. Height – F-250 SRW (w/o options)	75.9"/79.2"	76.4"/79.4"	76.2"/79.4"	77.2"/79.9"	76.7"/79.9"
A. Height – F-350 SRW (w/o options)	76.0"/80.2"	76.5"/80.6"	76.3"/80.4"	77.0"/81.1"	76.8"/80.9"
A. Height – F-350 DRW (w/o options)	76.1"/79.4"	—	76.5"/79.6"	77.0"/81.1"	77.0"/80.1"
A. Height – F-450 DRW (w/o options)	—	—	—	—	79.8"
B. Overall width – SRW (excl. mirrors)	79.9"	79.9"	79.9"	79.9"	79.9"
B. Overall width – DRW (excl. mirrors)	95.7"	—	95.7"	—	95.7"
B. Overall width – With standard mirrors	99.6"	99.6"	99.6"	99.6"	99.6"
C. Ground clearance – F-250 SRW	7.0"/7.8"	7.0"/7.8"	7.0"/7.8"	7.0"/7.8"	7.0"/7.8"
C. Ground clearance – F-350 SRW	7.0"/7.8"	7.0"/7.8"	7.0"/7.8"	7.0"/7.8"	7.0"/7.8"
C. Ground clearance – F-350 DRW	7.1"/7.5"	—	7.1"/7.4"	7.1"/7.4"	7.1"/7.4"
C. Ground clearance – F-450 DRW	—	—	—	—	7.8"
D. Loadfloor height – F-250 SRW	33.9"/34.4"	33.9"/34.5"	33.9"/34.5"	33.8"/34.5"	33.7"/34.5"
D. Loadfloor height – F-350 SRW	34.0"/37.2"	34.1"/37.3"	34.0"/37.2"	34.0"/37.3"	33.9"/37.2"
D. Loadfloor height – F-350 DRW	34.4"/35.0"	—	34.4"/35.1"	34.4"/35.1"	34.3"/35.1"
D. Loadfloor height – F-450 DRW	—	—	—	—	35.1"
E. Cargo box height	20.1"	20.1"	20.1"	20.1"	20.1"
F. Overall length	227.0"	231.8"	248.0"	246.2"	262.4"
G. Overhang – Rear	52.4"	52.4"	52.4"	52.4"	52.4"
H. Wheelbase	137.0"	141.8"	158.0"	156.2"	172.4"
I. Overhang – Front	37.6"	37.6"	37.6"	37.6"	37.6"
J. Angle of departure – F-250 SRW	16.4°/17.3°	16.4°/17.3°	16.2°/17.3°	16.3°/17.4°	16.2°/17.4°
J. Angle of departure – F-350 SRW	16.6°/20.3°	16.5°/20.2°	16.3°/20.2°	16.4°/20.2°	16.3°/20.2°
J. Angle of departure – F-350 DRW	17.0°/17.9°	—	16.8°/17.9°	16.8°/18.0°	16.7°/17.9°
J. Angle of departure – F-450 DRW	—	—	—	—	17.9°
K. Ramp breakover angle – F-250 SRW	13.7°/18.1°	13.1°/17.7°	11.6°/15.9°	11.8°/15.9°	10.9°/14.4°
K. Ramp breakover angle – F-350 SRW	14.3°/20.2°	13.6°/19.3°	12.0°/17.0°	12.1°/17.2°	11.0°/15.6°
K. Ramp breakover angle – F-350 DRW	13.8°/18.8°	—	13.2°/15.5°	12.1°/15.9°	11.0°/14.4°
K. Ramp breakover angle – F-450 DRW	—	—	—	—	15.2°
L. Angle of approach – F-250 SRW	21.0°/23.5°	21.1°/23.5°	21.2°/23.6°	22.4°/23.5°	21.2°/23.6°
L. Angle of approach – F-350 SRW	21.1°/22.8°	21.1°/22.8°	21.3°/22.9°	21.2°/22.9°	21.3°/22.9°
L. Angle of approach – F-350 DRW	20.9°/23.3°	—	21.0°/23.3°	21.0°/23.4°	21.1°/23.3°
L. Angle of approach – F-450 DRW	—	—	—	—	22.2°

SRW = single rear wheel DRW = dual rear wheel SWB = short wheelbase (6<sup>3</sup>/<sub>4</sub>' cargo box) LWB = long wheelbase (8' cargo box)

CARGO BOX	REGULAR CAB	SUPERCAB		CREW CAB	
	4x2/4x4	SWB 4x2/4x4	LWB 4x2/4x4	SWB 4x2/4x4	LWB 4x2/4x4
Volume (cu. ft.)	77.4	64.4	77.4	64.4	77.4
M. Width at floor (maximum)	69.3"	69.3"	69.3"	69.3"	69.3"
N. Length at floor	98.0"	81.8"	98.0"	81.8"	98.0"
O. Width at wheelhouse	50.9"	50.9"	50.9"	50.9"	50.9"





Drive one.

# 09 F-SERIES SUPER DUTY®

## CONVENTIONAL TOWING – Maximum Loaded Trailer Weight Ratings (lbs.) (See Towing Notes section)

MANUAL TRANSMISSION			REGULAR CAB				SUPERCAB				CREW CAB					
ENGINE	AXLE RATIO	GCWR (LBS.)	F-250/ F-350 SRW 4x2	F-350 DRW 4x2	F-250/ F-350 SRW 4x4	F-350 DRW 4x4	F-250/ F-350 SRW 4x2	F-350 DRW 4x2	F-250/ F-350 SRW 4x4	F-350 DRW 4x4	F-250/ F-350 SRW 4x2	F-350 DRW 4x2	F-450 DRW 4x2	F-250/ F-350 SRW 4x4	F-350 DRW 4x4	F-450 DRW 4x4
5.4L 3-Valve V8	3.73	15,000	9,200	—	8,800	—	9,000	—	8,500	—	8,700	—	8,300	—	—	—
	4.10	17,000	11,200	—	10,800	—	11,000	—	10,500	—	10,700	—	10,300	—	—	—
6.8L 3-Valve V10	4.10	20,000	12,500	11,200	12,500	10,800	12,500	10,800	12,500	10,400	12,500	—	12,500	—	—	—
	4.30	22,000	12,500	14,100	12,500	13,600	12,500	13,700	12,500	13,300	12,500	13,500	12,500	13,000	—	—
6.4L Power Stroke® V8 Turbo Diesel	3.73	23,000	12,500	—	12,500	—	12,500	—	12,500	—	12,500	—	12,500	—	—	—
	4.10	23,500	—	15,000	—	15,000	—	15,000	—	15,000	—	15,000	—	15,000	—	—
	4.30LS <sup>2</sup>	27,000	—	15,000	—	15,000	—	15,000	—	15,000	—	16,000	—	15,000	—	16,000

## 5TH-WHEEL TOWING – Maximum Loaded Trailer Weight Ratings (lbs.) (See Towing Notes section)

MANUAL TRANSMISSION			REGULAR CAB				SUPERCAB				CREW CAB					
ENGINE	AXLE RATIO	GCWR (LBS.)	F-250/ F-350 SRW 4x2	F-350 DRW 4x2	F-250/ F-350 SRW 4x4	F-350 DRW 4x4	F-250/ F-350 SRW 4x2	F-350 DRW 4x2	F-250/ F-350 SRW 4x4	F-350 DRW 4x4	F-250/ F-350 SRW 4x2	F-350 DRW 4x2	F-450 DRW 4x2	F-250/ F-350 SRW 4x4	F-350 DRW 4x4	F-450 DRW 4x4
5.4L 3-Valve V8	3.73	15,000	9,200	—	8,800	—	9,000	—	8,500	—	8,700	—	8,300	—	—	—
	4.10	17,000	11,200	—	10,800	—	11,000	—	10,500	—	10,700	—	10,300	—	—	—
6.8L 3-Valve V10	4.10	20,000	14,000	11,200	13,600	10,800	13,800	10,800	13,400	10,400	13,700	—	13,100	—	—	—
	4.30	22,000	16,000	16,100	15,600	15,800	15,800	15,400	15,400	15,600	15,600	—	15,100	—	—	—
6.4L Power Stroke® V8 Turbo Diesel	3.73	23,000	16,300	—	15,800	—	16,000	—	15,600	—	15,800	—	15,300	—	—	—
	4.10	23,500	—	16,300	—	15,800	—	15,900	—	15,500	—	15,700	—	15,200	—	—
	4.30LS <sup>2</sup>	27,000	—	16,300	—	15,800	—	15,900	—	15,500	—	15,700	18,600	15,200	—	18,200

## MAXIMUM PAYLOAD

### GVWR RATINGS

F-Series Super Duty models maintain near-maximum payload capacity even when a larger cab or engine is selected.

### MAXIMUM PAYLOAD WEIGHT RATINGS (LBS.) – MODEL/WHEELBASE (WB)

	MAX. GVWR (LBS.)	REGULAR CAB		SUPERCAB		CREW CAB	
		137.0" WB	141.8" WB	158.0" WB	156.2" WB	172.4" WB	
F-250 SRW 4x2	8800	3110 <sup>3</sup>	—	—	—	—	—
	9000	3180 <sup>4</sup>	3090 <sup>2</sup>	—	—	—	—
	9200	—	3160 <sup>4</sup>	3130 <sup>3</sup>	3080 <sup>3</sup>	—	—
	9400	2790 <sup>5</sup>	—	3200 <sup>4</sup>	3150 <sup>4</sup>	3160 <sup>1</sup>	—
	9600	—	2730 <sup>5</sup>	—	—	3220 <sup>4</sup>	—
F-250 SRW 4x4	9800	—	—	2810 <sup>5</sup>	2760 <sup>5</sup>	—	—
	10,000	—	—	—	—	2830 <sup>5</sup>	—
	9000	2890 <sup>3</sup>	—	—	—	—	—
	9200	2960 <sup>4</sup>	2870 <sup>3</sup>	—	—	—	—
	9400	—	2930 <sup>4</sup>	2910 <sup>3</sup>	2850 <sup>3</sup>	—	—
F-350 SRW 4x2	9600	2550 <sup>5</sup>	—	2980 <sup>4</sup>	2920 <sup>4</sup>	2940 <sup>3</sup>	—
	9800	—	2500 <sup>5</sup>	—	—	3000 <sup>4</sup>	—
	10,000	—	—	2570 <sup>5</sup>	2520 <sup>5</sup>	2400 <sup>3</sup>	—
	10,000	4160 <sup>3</sup>	3940 <sup>3</sup>	3890 <sup>3</sup>	3830 <sup>3</sup>	3710 <sup>3</sup>	—
	10,000	4020 <sup>4</sup>	3800 <sup>4</sup>	3750 <sup>4</sup>	3700 <sup>4</sup>	3580 <sup>4</sup>	—
F-350 DRW 4x2	10,000	3340 <sup>5</sup>	3090 <sup>5</sup>	2960 <sup>5</sup>	2910 <sup>5</sup>	2790 <sup>5</sup>	—
	10,100	4260 <sup>3/4</sup>	4040 <sup>3</sup>	—	—	—	—
	10,200	—	4000 <sup>4</sup>	—	—	—	—
	10,400	—	—	4180 <sup>3</sup>	4120 <sup>3</sup>	—	—
	10,600	3830 <sup>5</sup>	—	4240 <sup>4</sup>	4190 <sup>4</sup>	4200 <sup>3</sup>	—
	10,700	—	—	—	—	—	—
	10,800	—	3780 <sup>5</sup>	—	—	4270 <sup>4</sup>	—
	11,000	—	—	3850 <sup>5</sup>	3800 <sup>5</sup>	—	—
	11,200	—	—	—	—	3880 <sup>5</sup>	—
	10,000	3840 <sup>3</sup>	3620 <sup>3</sup>	3460 <sup>3</sup>	3400 <sup>3</sup>	3290 <sup>3</sup>	—
F-350 DRW 4x4	10,000	3710 <sup>4</sup>	3490 <sup>4</sup>	3330 <sup>4</sup>	3280 <sup>4</sup>	3160 <sup>4</sup>	—
	10,000	2900 <sup>5</sup>	2650 <sup>5</sup>	2520 <sup>5</sup>	2470 <sup>5</sup>	2350 <sup>5</sup>	—
	10,400	4140 <sup>3</sup>	—	—	—	—	—
	10,600	4200 <sup>4</sup>	4110 <sup>3</sup>	—	—	—	—
	10,800	—	4180 <sup>4</sup>	4160 <sup>3</sup>	4100 <sup>3</sup>	—	—
	11,000	3790 <sup>5</sup>	—	4220 <sup>4</sup>	4170 <sup>4</sup>	4180 <sup>3</sup>	—
	11,200	—	3740 <sup>5</sup>	—	—	4250 <sup>4</sup>	—
	11,400	—	—	3820 <sup>5</sup>	3760 <sup>5</sup>	—	—
	11,500	—	—	—	—	3740 <sup>5</sup>	—
	11,800	5620 <sup>3</sup>	—	—	—	—	—
F-350 DRW 4x2	12,000	5690 <sup>4</sup>	—	—	—	—	—
	12,200	—	—	5640 <sup>3</sup>	—	—	—
	12,400	5300 <sup>5</sup>	—	5710 <sup>4</sup>	—	—	—
	12,600	—	—	—	—	5730 <sup>4</sup>	—
	12,800	—	—	5320 <sup>5</sup>	—	—	—
F-350 DRW 4x4	13,000	—	—	—	—	5350 <sup>5</sup>	—
	12,000	5400 <sup>3</sup>	—	—	—	—	—
	12,200	5460 <sup>4</sup>	—	—	—	—	—
	12,400	—	—	5420 <sup>3</sup>	—	—	—
	12,600	5060 <sup>5</sup>	—	5490 <sup>4</sup>	—	5310 <sup>4</sup>	—
F-450 DRW 4x2	12,800	—	—	—	—	—	—
	13,000	—	—	5090 <sup>5</sup>	—	4910 <sup>5</sup>	—
	14,500	—	—	—	—	6190 <sup>5</sup>	—
F-450 DRW 4x4	14,500	—	—	—	—	5830 <sup>5</sup>	—

Maximum capabilities shown are for properly equipped vehicles with required equipment and a 150-lb. driver. Weight of additional options, equipment, passengers and cargo must be deducted from this weight. For additional information, see your Ford Dealer.

<sup>1</sup>Available with F-350 SRW model only. <sup>2</sup>Available with TowBoss Package only. <sup>3</sup>5.4L/6-speed manual. <sup>4</sup>6.8L/6-speed manual. <sup>5</sup>6.4L/6-speed manual.





Drive one.

# 09 F-SERIES SUPER DUTY®

## INTERIOR AND EXTERIOR SELECTIONS

	XL	XLT	LARIAT	FX4	FORD HARLEY-DAVIDSON™ PACKAGE
Oxford White	■ □	■ □	■ □ ■	■ ■	
Pueblo Gold Metallic	■ □	■ □	■ □ ■		
Red	■ □	■ □		■ ■	
Forest Green Metallic	■ □	■ □	■ □ ■		
Royal Red Metallic	■ □	■ □	■ □ ■		
Dark Blue Pearl Metallic	■ □	■ □	■ □ ■	■ ■	
Dark Blue Pearl Metallic/ Vista Blue Flame					■
Brilliant Silver Metallic	□	□	□ ■	■ ■	
Sterling Grey Metallic	□	□	□ ■		
Dark Stone Metallic	■ □	■ □	■ □ ■	■ ■	
Black	■ □	■ □	■ □ ■	■ ■	■
Black/Vista Blue Flame					■

	CABELA'S® PACKAGE	LARIAT	FX4	KING RANCH®
Oxford White/Pueblo Gold Metallic		■ ■		■
Oxford White/Brilliant Silver Metallic		□ ■		
Oxford White/Sterling Grey Metallic	□		■ ■	
Pueblo Gold Metallic/Black		■ ■		
Red/Sterling Grey Metallic			■ ■	
Forest Green Metallic/Pueblo Gold Metallic		■ ■		■
Forest Green Metallic/Brilliant Silver Metallic		□ ■		
Forest Green Metallic/Sterling Grey Metallic	□			
Royal Red Metallic/Pueblo Gold Metallic		■ ■		■
Royal Red Metallic/Brilliant Silver Metallic		□ ■		
Royal Red Metallic/Sterling Grey Metallic	□			
Royal Red Metallic/Black		□ ■		
Dark Blue Pearl Metallic/Pueblo Gold Metallic		■ ■		■
Dark Blue Pearl Metallic/Brilliant Silver Metallic		□ ■		
Dark Blue Pearl Metallic/Sterling Grey Metallic			■ ■	
Brilliant Silver Metallic/Sterling Grey Metallic	□		■ ■	
Sterling Grey Metallic/Black		□ ■		
Dark Stone Metallic/Pueblo Gold Metallic		■ ■		■
Black/Pueblo Gold Metallic		■ ■		■
Black/Brilliant Silver Metallic		□ ■		
Black/Sterling Grey Metallic	□		■ ■	

■ CAMEL □ MEDIUM STONE ■ MEDIUM STONE/BLACK ■ EBONY ■ CHAPARRAL


### FORD HARLEY-DAVIDSON™ PACKAGE




Camel Vinyl Camel Cloth Camel Premium Cloth Camel Leather Medium Stone Vinyl



Medium Stone Cloth Medium Stone Premium Cloth Medium Stone Leather FX4 Cloth Medium Stone Two-Tone Cloth



FX4 Leather Ebony Leather Chaparral Leather (KING RANCH®) Ebony (FORD HARLEY-DAVIDSON™) Medium Stone Cloth/Dark Rust (Cabela's)



Medium Stone Leather/Dark Rust (Cabela's)

XLT shown with optional equipment. Ford uses clearcoat paint for beauty and protection. Colors shown are representative only. Not all colors are available on all models. See your dealer for actual paint/trim options.



Oxford White Pueblo Gold Metallic



Red Forest Green Metallic NEW Royal Red Metallic Dark Blue Pearl Metallic



NEW Brilliant Silver Metallic NEW Sterling Grey Metallic Dark Stone Metallic Black

[fordvehicles.com](http://fordvehicles.com)



Drive one.

# 09 F-SERIES SUPER DUTY®

## WHEELS



17" Argent-Painted Steel



17" Chrome-Clad Steel



17" Argent-Painted Steel (DRW)



17" Forged Polished-Aluminum (DRW)



17" KING RANCH® Forged Polished-Aluminum (DRW)



18" Argent-Painted Steel



18" Chrome-Clad Steel



18" Bright Mached Cast-Aluminum



18" Premium Chrome-Clad Steel



18" Premium Forged-Aluminum



18" Cabela's® Premium Chrome-Clad Steel with Cabela's Center Cap



18" KING RANCH® Painted Forged Polished-Aluminum



19.5" Forged Polished-Aluminum (DRW)



19.5" KING RANCH® Forged Polished-Aluminum (DRW)



19.5" HARLEY-DAVIDSON Polished/Painted Forged-Aluminum (DRW)



20" Forged Polished-Aluminum



20" Cabela's Forged Polished-Aluminum with Cabela's Center Cap



20" KING RANCH® Premium Painted Forged-Aluminum



20" HARLEY-DAVIDSON Polished/Painted Forged-Aluminum

## CUSTOMIZE YOUR SUPER DUTY

Trailer hitch balls/draw bars

Wheel locks

Keyless entry keypad

Electrochromic mirrors

Remote start systems

Vehicle security system

Bed extender

Bed hooks

Bed rail protector

Bed rug

Bedliners

Tailgate liners

Hard tonneau covers

Soft tonneau covers

Bug deflector

Side window deflectors

Trailer tow mirrors

Step bars

Premium carpeted floor mats

All-weather floor mats

Ashcup/coin holder/Smoker's Pack

Visit [fordaccessories.com](http://fordaccessories.com) to use the Accessorizer, learn complete accessory details and view purchase instructions.



Genuine Ford Accessories will be warranted for whichever provides you the greatest benefit: 12 months or 12,000 miles (whichever occurs first), or the remainder of your Bumper-to-Bumper 3-year/36,000-mile New Vehicle Limited Warranty. Contact your local Ford Dealer for details and a copy of the limited warranty. Ford Licensed Accessories (FLA) are warranted by the accessory manufacturer's warranty. Contact your Ford Dealer for details regarding the manufacturer's limited warranty and/or a copy of the FLA product limited warranty offered by the accessory manufacturer.

## TOWING NOTES

**Conventional Towing Notes:** This information also applies to models with pickup box delete option (66D). Trailer tongue load weight should be 10–15% of total loaded trailer weight. Make sure that the vehicle payload (reduced by option weight) will accommodate trailer tongue load weight and the weight of passengers and cargo added to the towing vehicle. The addition of trailer tongue load weight, and the weight of passengers and cargo, cannot cause vehicle weights to exceed the rear GAWR (Gross Axle Weight Rating) or GVWR (Gross Vehicle Weight Rating). These ratings can be found on the vehicle Safety Compliance Certification Label. For F-250/F-350 SRW models, F-250 trailer weights are shown: F-350 trailer weights are within 200 lbs. Check with your sales consultant.

**5th-Wheel Towing Notes:** This information also applies to models with pickup box delete option (66D). Trailer kingpin weight should be 15–25% of total loaded trailer weight. Make sure that the vehicle payload (reduced by option weight) will accommodate trailer kingpin weight and the weight of passengers and cargo added to the towing vehicle. The addition of trailer kingpin weight, and the weight of passengers and cargo, cannot cause vehicle weights to exceed the rear GAWR (Gross Axle Weight Rating) or GVWR (Gross Vehicle Weight Rating). These ratings can be found on the vehicle Safety Compliance Certification Label. For F-250/F-350 SRW models, F-250 trailer weights are shown: F-350 trailer weights are within 200 lbs. Check with your sales consultant.





Drive one.

# 09 F-SERIES SUPER DUTY®



## QUALITY TRUCKS.

F-Series trucks have a reputation for quality that has made them America's best-selling line of trucks for 31 years in a row.



## GREEN TRUCKS.

The optional 6.4L Power Stroke® Turbo Diesel runs on Ultra-Low-Sulfur Diesel to help reduce particulate and greenhouse gas emissions.



## SAFE TRUCKS.

Safety features include 4-wheel ABS brakes, front airbags, safety belt energy management retractors and side-intrusion door beams.



## SMART TRUCKS.

The new Ford Work Solutions™ options bring you high technology and productivity tools that help get the job done.



**New Vehicle Limited Warranty.** We want your Ford F-Series Super Duty ownership experience to be the best it can be. So under this warranty, your new vehicle comes with 3-year/36,000-mile Bumper-to-Bumper Coverage, 5-year/60,000-mile Powertrain Warranty Coverage, 5-year/50,000-mile Safety Restraint Coverage, and 5-year/unlimited-mile Corrosion (Perforation) Coverage – all with no deductible. Please ask your Ford Dealer for a copy of this limited warranty.

**Roadside Assistance.** Covers your vehicle for 5 years or 60,000 miles, so you have the security of knowing that help may be only a phone call away should you run out of fuel, lock yourself out of the vehicle, or need towing. Your Ford Dealer can provide complete details on all of these advantages.

**Ford Credit.** Get the ride you want. Whether you plan to lease or finance, you'll find the choices that are right for you at Ford Credit. Ask your Ford Dealer for details or check us out at [fordcredit.com](http://fordcredit.com).

**Extended Service Plan.** For a purchase or lease, the Ford Extended Service Plan (ESP) gives you "Peace-of-Mind" protection designed to cover key vehicle components and protect you from the cost of unexpected repairs. Ask your dealer for an ESP, the only service contract backed exclusively by Ford and honored at all Ford Lincoln Mercury dealerships.

**Insurance Services.** Get Ford Motor Company quality in your auto insurance. Our program offers industry-leading benefits and competitive rates. Call 1-877-367-3847, or visit us at [fordvip.com](http://fordvip.com) for a no-obligation quote. Insurance offered by American Road Services Company (In CA, American Road Insurance Agency), a licensed agency and subsidiary of Ford Motor Company.



© 2008 Ford Motor Company

09F7SERIESWEBPDF

[fordvehicles.com](http://fordvehicles.com)

## Free Manuals Download Website

<http://myh66.com>

<http://usermanuals.us>

<http://www.somanuals.com>

<http://www.4manuals.cc>

<http://www.manual-lib.com>

<http://www.404manual.com>

<http://www.luxmanual.com>

<http://aubethermostatmanual.com>

Golf course search by state

<http://golfingnear.com>

Email search by domain

<http://emailbydomain.com>

Auto manuals search

<http://auto.somanuals.com>

TV manuals search

<http://tv.somanuals.com>