

- ✓ Produces up to 752 lbs. (342 Kgs.)* of ICE per day
- ✓ Constructed from sturdy, corrosion-resistant stainless steel
- ✓ Ultra-low profile - 41 inches (1041 mm) tall
- ✓ Available with an air-cooled condenser



ICE-O-Matic is the Best ICE Making Solution for: Hard Water, Food Safety and Tight Spaces

Problem

Optimal Bin Storage

Bin not large enough?

Tight-Fitting Spaces

Kitchen space utilization

Operating Environments

Built to last?

Dirty Air Filter

Forget to change the air filter?

Solution

Multiple Solutions

Storage of 143 pounds, 213 pounds or 315 pounds of flaked ICE

Maximum ICE

Maximum ICE production in a minimum amount of space with an ultra-low profile:

- 41 inches tall
- Air intake only on one side
- Choice of 32, 38 or 48 inches wide

ICE-O-Matic Tough

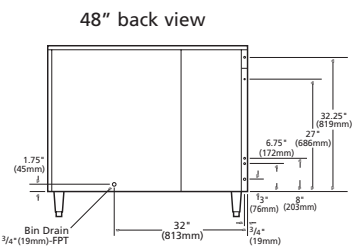
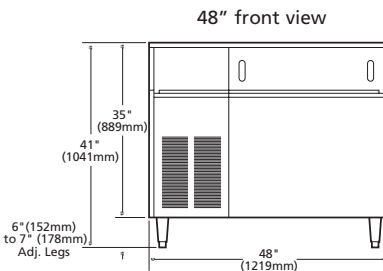
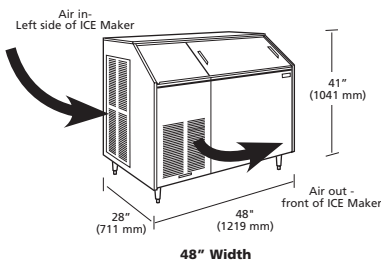
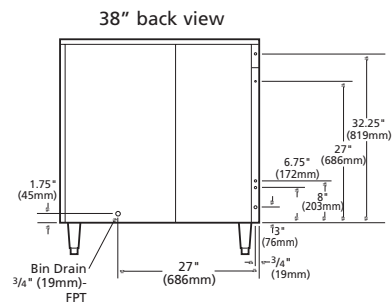
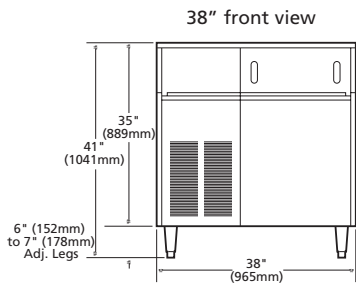
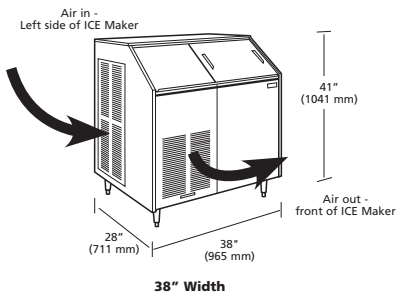
Constructed with a brass evaporator and rugged stainless steel transport system enclosed in polyurethane insulation

Filter-Free Air

No air filter to change

EF800 Series Flake ICE Maker Self-Contained

Dimensions and Air Flow



ICE PRODUCTION CHART POUNDS (KILOGRAMS) PER 24 HOURS

EF 800

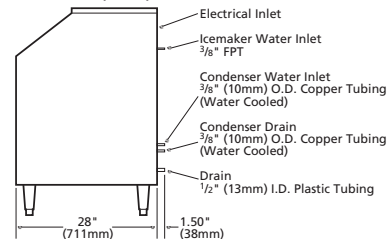
Conds. Unit	Air Temp. °F (°C)	Water Temp. °F		
		80°(27°)	70°(21°)	50°(10°)
Air Cooled	90° (32°)	547 (249)	588 (267)	654 (297)
	80° (27°)	594 (270)	639 (290)	703 (319)
	70° (21°)	636 (289)	684 (311)	752 (342)

All specifications and performance data are subject to normal manufacturing variances.

OPERATING LIMITS

Ambient Temp. Range	50° - 110°F (10° - 43°C)
Air	50° - 110°F (10° - 43°C)
Water Temp. Range	40° - 100°F (4.5° - 38°C)
Water Pressure Ice Maker	Min. 20 psi (1.4 bar)
Water in	Max. 60 psi (4.9 bar)

32", 38", 48" side view



ORDERING AND SPECIFICATION INFORMATION

Model No.	Cab Size Width (mm)	*Application Bin Storage Lbs. (Kgs.)	Cond. Unit	ICE Production per 24 hrs. at 70° Air / 50° Water lbs. (Kgs.)	ICE Production per 24 hrs. at 90° Air / 70° Water lbs. (Kgs.)	Water Used-Gals. (Lits.) per 100 lbs. of Ice 90° Air / 70° Water		Kilowatts used per 100 lbs. of ICE 90° Air / 70° Water	Heat of rejection Btuh	Voltage Characteristics	No. of Wires	Min. Circuit Amp.	Max. Fuse Size	Shipping Weight lbs. (Kgs.)
						ICE Prod. Use	Cond. Use							
EF800A38S	38 (965)	213 (97)	Air	752 (342)	588 (267)	12.0 (45)	n/a	4.9	7277	115/60/1	3	18.2	20	290 (132)
EF800A48S	48 (1219)	315 (143)	Air	752 (342)	588 (267)	12.0 (45)	n/a	4.9	7277	115/60/1	3	18.2	20	325 (148)

Please note: air-cooled units require 6" (152 mm) clearance for air intake and exhaust.

* Bin storage capacity based on 34 LB/ CU.FT. @ 90% of volume



ICE o-Matic®

We reserve the right to make changes in design and construction at any time without obligation.

2006 ©ICE-O-Matic Spec Sheet No: 2002 Rev: C-06/06-TW

ICE-O-Matic 11100 E. 45th Avenue, Denver, CO 80239

Tel. 303 371-3737 Fax. 303 371-6296 www.iceomatic.com

Download from Wwww.Somanuals.com. All Manuals Search And Download.

Free Manuals Download Website

<http://myh66.com>

<http://usermanuals.us>

<http://www.somanuals.com>

<http://www.4manuals.cc>

<http://www.manual-lib.com>

<http://www.404manual.com>

<http://www.luxmanual.com>

<http://aubethermostatmanual.com>

Golf course search by state

<http://golfingnear.com>

Email search by domain

<http://emailbydomain.com>

Auto manuals search

<http://auto.somanuals.com>

TV manuals search

<http://tv.somanuals.com>