



ICE1406/1405/1407 - Cube Ice Maker



ICE1406 on B100

Features

- Produces up to 1,469 lbs (668 kg) of ice per day.
- *Harvest Assist* provides consistent ice production for the life of the ice maker while reducing energy consumption and increasing capacity.
- *Pure Ice*® exclusively by Ice-O-Matic. Built-in antimicrobial protection for the life of the ice maker inhibits bacteria growth on ice maker surfaces. Ice-O-Matic's optional water filtration system provides protection against unpleasant tastes, odors and scale formation.
- Durable, electroless nickel plating on all evaporator plates ensures reliability.
- *Longest warranty in the industry.* Purchase an Ice-O-Matic water filter with your cube ice maker, replace the filter every six months, and the evaporator warranty is extended to 7 years parts and labor (*available in the U.S. and Canada only*).
- Constructed from corrosion-resistant stainless steel and fingerprint-proof plastic.
- Space saving 26" (660 mm) tall design.

Options & Accessories

Water Filters			
Ice Machine Model	Manifold		Inline
	System	Replacement	System
ICE1406	IFQ2	IOMQ (2)	N/A
ICE1405	IFQ2	IOMQ (2)	N/A
ICE1407	IFQ2	IOMQ (2)	N/A

Ice Maker Warranty

Every Ice-O-Matic ice maker is backed by a warranty that provides both parts and labor coverage.

- Three years **Parts and Labor**.
- Five years **Parts** coverage on the evaporator and compressor.
- Seven years **Parts and Labor** on the evaporator when you purchase an Ice-O-Matic water filter with your cube ice maker and replace the filter every six months (*available in the U.S. and Canada only*).

Ice Form



Full Cube	
W x D x H (in)	7 $\frac{1}{8}$ x 7 $\frac{1}{8}$ x 7 $\frac{1}{8}$
W x D x H (mm)	22 x 22 x 22
Half Cube	
W x D x H (in)	7 $\frac{1}{8}$ x 7 $\frac{1}{8}$ x 3 $\frac{1}{8}$
W x D x H (mm)	22 x 22 x 10

Bin Chart

Kits for Combining Wider Bins with Smaller Models

Ice Storage Bins								
Model No.	B25	B40	B42	B55	B100	B120	B150	B170
Capacity	255 lbs (116 kg)	365 lbs (165 kg)	374 lbs (170 kg)	556 lbs (252 kg)	927 lbs (420 kg)	1193 lbs (541 kg)	1499 lbs (679 kg)	1866 lbs (846 kg)
Width	30 in (762 mm)	30 in (762 mm)	22 in (559 mm)	30 in (762 mm)	48 in (1219 mm)	48 in (1219 mm)	60 in (1524 mm)	60 in (1524 mm)
ICE1406	N/A	N/A	N/A	N/A	KIT NOT REQUIRED	KIT NOT REQUIRED	KIT NOT REQUIRED	KIT NOT REQUIRED
ICE1405	N/A	N/A	N/A	N/A	KIT NOT REQUIRED	KIT NOT REQUIRED	KIT NOT REQUIRED	KIT NOT REQUIRED
ICE1407	N/A	N/A	N/A	N/A	KIT NOT REQUIRED	KIT NOT REQUIRED	KIT NOT REQUIRED	KIT NOT REQUIRED

* See Ice-O-Matic Price List for Adapter Kits to combine ice makers with most available ice/beverage dispensers.



11100 E. 45th Avenue
Denver, CO 80239

Phone: 303.371.3737
Fax: 303.371.6296
www.iceomatic.com

Rev: A-05/08
Part: 1012

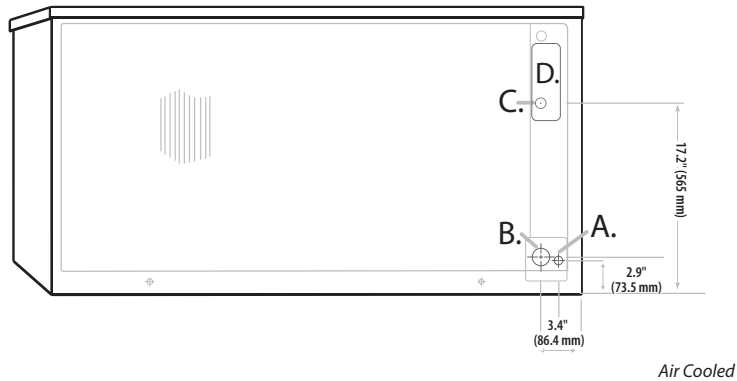
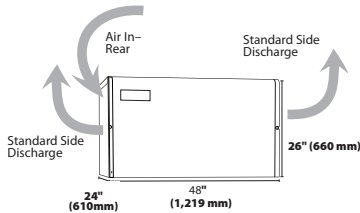
Enodis

ICE1406/1405/1407 Cube Ice Maker

Air Cooled

Please note: air-cooled units require 6. (152 mm) clearance for air intake and exhaust.

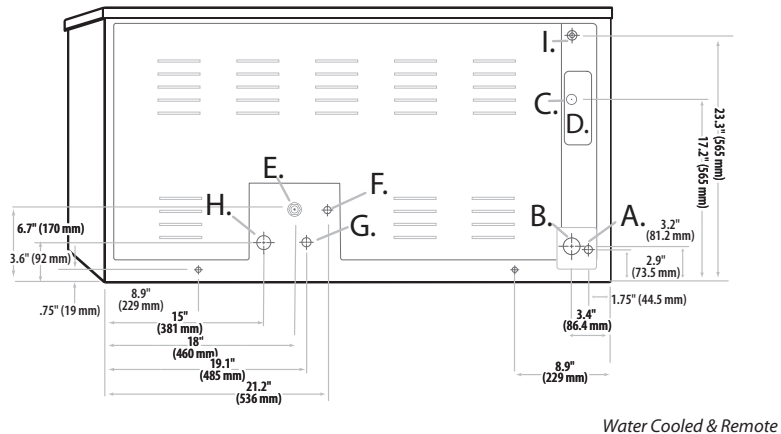
- A. Ice maker potable water in, 3/8" FPT.
- B. Ice maker water out, 3/4" FPT.
- C. Hole for electrical connections, 7/8".
- D. Electrical Junction Box



Air Cooled

Water Cooled/Remote

- A. Ice maker potable water in, 3/8" FPT.
- B. Ice maker water out, 3/4" FPT.
- C. Hole for electrical connections, 7/8".
- D. Condenser water in, 3/8" FPT.
- E. Condenser water out, 1/2" FPT.
- F. Liquid line, 3/8" male quick connect coupling for precharged line set (remote only).
- G. Discharge line, 1/2" male quick connect coupling for precharged line set (remote only).
- H. Hole for remote electrical connections, 7/8" (remote only).



Water Cooled & Remote

Operating Requirements

	Minimum		Maximum	
		60 Hz	50Hz	
Ambient Temp. Range Air	50°F (10°C)	100°F (38°C)	110°F (43°C)	
Water Temp.	40°F (4.4°C)	100°F (38°C)	110°F (43°C)	
Water Pressure	20 PSIG (1.4 BAR)	60 PSIG (4.1 BAR)		

Dimensions

All Models	
W x D x H (inches)	48 x 24 x 26
W x D x H (mm)	1,219 x 610 x 508

Specifications

Model Number	Cond. Unit	Ice Production per 24hrs		Water Usage gallons per 100 lbs of Ice 90°F air/70°F water		kWH Used per 100 lbs of ice @ 90°F air/70°F water	Voltage Characteristics	Min. Circuit Ampacity	Fuse Size	Approx. BTUs per hour
		70°F air/50°F water lbs (kg)	90°F air/70°F water lbs (kg)	Potable	Condenser					
ICE1406A ★	Air	1,469 (668)	1,109 (504)	20.5	-	5.3	208-230/60/1	26.1	30	21,957
ICE1406R	Remote*	1,391 (632)	1,150 (523)	20.3	-	5.0	208-230/60/1	22.2	30	22,126
ICE1406W	Water	1,386 (630)	1,239 (563)	22.8	122	4.2	208-230/60/1	17.8	20	21,994
ICE1405A	Air	1,371 (623)	1,070 (486)	19.7	-	5.3	230/50/1	19.7	30	21,185
ICE1405R	Remote*	1,419 (645)	1,139 (518)	21.4	-	5.2	230/50/1	21.9	30	22,339
ICE1405W	Water	1,386 (630)	1,185 (539)	22.6	111	4.2	230/50/1	15.1	20	21,035
ICE1407A ★	Air	1,458 (663)	1,131 (514)	19.6	-	5.0	208-230/60/3	16.0	20	21,761
ICE1407R	Remote*	1,393 (633)	1,195 (543)	20.0	-	4.8	208-230/60/3	14.7	20	22,547
ICE1407W	Water	1,425 (648)	1,270 (577)	22.4	117	4.1	208-230/60/3	10.7	20	22,308

*Requires Remote VRC 2661 Condenser

NOTES:

Number of Wires: ICE1406/1405 3 (including ground), ICE1407 4 (including ground)

Approx. Shipping Weight lbs (kg): ICE1406A 310 (141) • ICE1406R 300 (136) • ICE1406W 280 (127) • ICE1405A 310 (141) • ICE1405R 300 (136) • ICE1405W 280 (127) • ICE1407A 310 (141) • ICE1407R 300 (136) • ICE1407W 280 (127)

Refrigerant Type: R404A

★ ENERGY STAR qualified machine.

Please see our website www.iceomatic.com for the latest list of ENERGY STAR qualified machines and available rebates

11100 E. 45th Avenue
Denver, CO 80239

Phone: 303.371.3737
Fax: 303.371.6296
www.iceomatic.com

Rev: A-05/08
Part: 1012

Enodis

Free Manuals Download Website

<http://myh66.com>

<http://usermanuals.us>

<http://www.somanuals.com>

<http://www.4manuals.cc>

<http://www.manual-lib.com>

<http://www.404manual.com>

<http://www.luxmanual.com>

<http://aubethermostatmanual.com>

Golf course search by state

<http://golfingnear.com>

Email search by domain

<http://emailbydomain.com>

Auto manuals search

<http://auto.somanuals.com>

TV manuals search

<http://tv.somanuals.com>