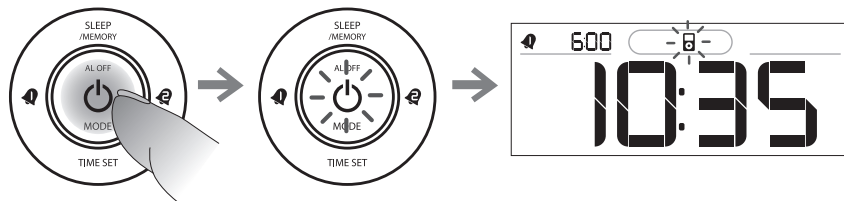


Quick Start Guide

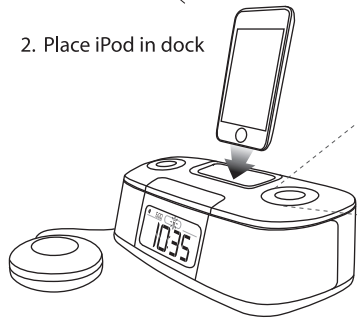
iMM153

Playing your iPod

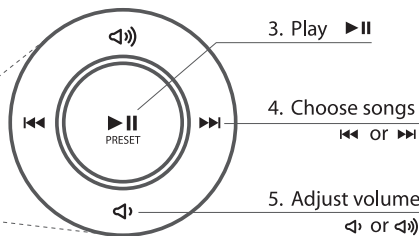
1. Turn ON



2. Place iPod in dock



3. Play ▶||



4. Choose songs ◀◀ or ▶▶

5. Adjust volume ◀ or ▶



Entanglement Warning
Keep all cords out of the reach of infants and small children

SP Advertencia de enredo accidental con los cables! Asegúrese de mantener todos los cables fuera del alcance de bebés y niños pequeños.
FR Avertissement d'enchevêtrement! Gardez toutes les cordes hors de l'atteinte des enfants en bas âge et des petits enfants.
PT Advertências que pode se enroscar acidentalmente com os cabos! Tenha o cuidado de manter todos os cabos fora do alcance de bebês e crianças pequenas.
IT Attenzione a non restare impigliati! Tenere tutti i cavi al di fuori della portata dei bambini.
DE Verhindern Sie, dass Kinder mit den Kabeln spielen.
RU Предупреждение: не позволяйте детям играть с проводами.
CN 警告: 防止儿童玩弄电源线。
CAUTION: Keep all cords out of the reach of infants and small children.

Visit www.i-Luv.com for manual download.

©2011 www.i-Luv.com
iLuv is a trademark of JWIN Electronics Corp. iPod is a trademark of Apple Inc. registered in the U.S. and other countries. All logos and brands are property of their respective owners. Features and specifications are subject to change without prior notification.
© 2009 JWIN Electronics Corp. All rights reserved. No portion of this printed material or product enclosed herewith including design, shape or graphics, may be reproduced or transmitted in any form without the expressed written consent of JWIN Electronics Corp. by any means, electronic or mechanical, including photocopying, recording or use of an information storage and retrieval system. Any unauthorized distribution or reproduction of this printed material or product, or any portion thereof, will be prosecuted to the fullest possible extent of the law.
Designed in New York, USA / Printed in China

iLuv®

Model : iMM153
Quick Start Guide

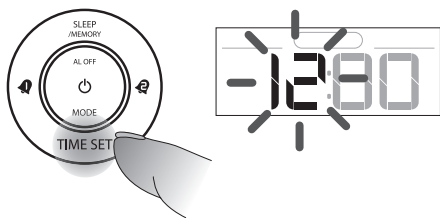
Desktop Alarm Clock with Bed Shaker for your iPod®

Quick Start Guide

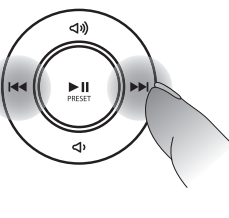
iMM153

Setting the Clock

1. Press and hold "TIME SET"



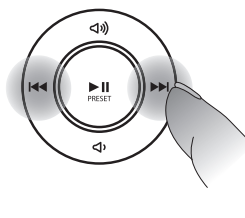
2. Set hour



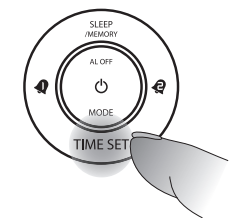
3. Confirm



4. Set minute

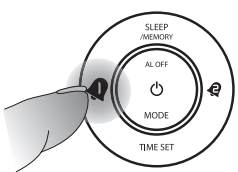


5. Press "TIME SET" to confirm

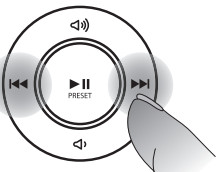


Setting the Alarm

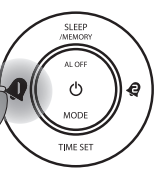
1. Press and hold



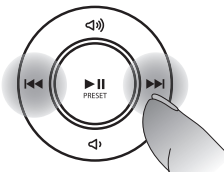
2. Set hour



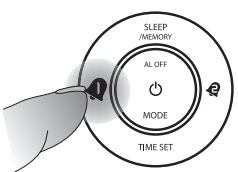
3. Confirm



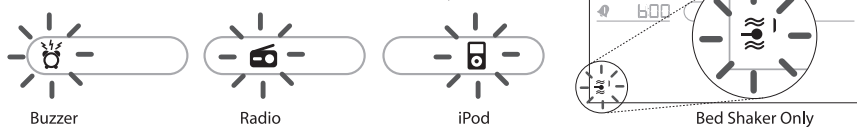
4. Set minute



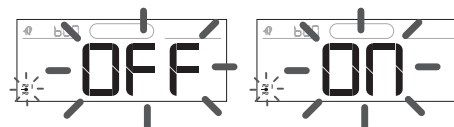
5. Press " " to confirm



6. Choose "Wake to" → ◀◀ or ▶▶ → Press " " to confirm



7. "Wake to" modes with Bed Shaker → ◀◀ or ▶▶ → Press " " to confirm



To set Alarm 2, press and hold " " and repeat steps 1 to 7 above.

v.1.0 070609 | iLuv

Free Manuals Download Website

<http://myh66.com>

<http://usermanuals.us>

<http://www.somanuals.com>

<http://www.4manuals.cc>

<http://www.manual-lib.com>

<http://www.404manual.com>

<http://www.luxmanual.com>

<http://aubethermostatmanual.com>

Golf course search by state

<http://golfingnear.com>

Email search by domain

<http://emailbydomain.com>

Auto manuals search

<http://auto.somanuals.com>

TV manuals search

<http://tv.somanuals.com>