



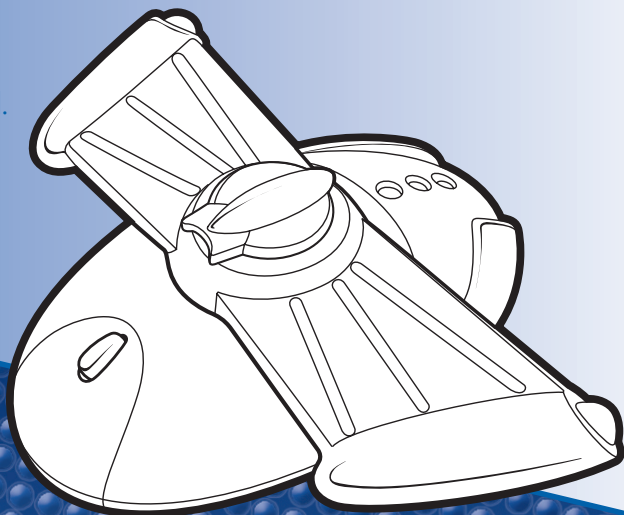
AGES 4+
03074

Disney · PIXAR

Buzz Lightyear's Electronic Power Blaster

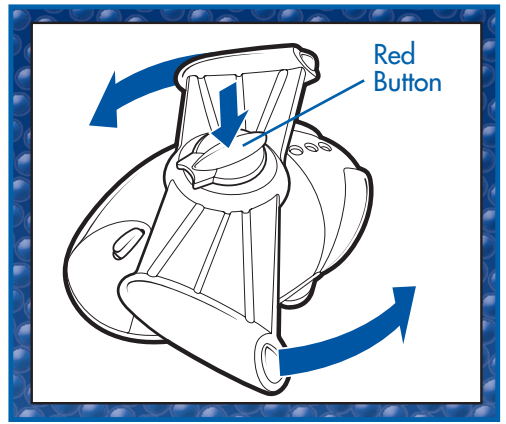
Thank you for purchasing this Toy Story toy! For maximum play value, be sure to read and follow instructions.

Batteries included.
Replace with 3 x 1.5V
"AAA" or R03 size
batteries. Alkaline
batteries recommended.
Phillips/cross head
screwdriver (not
included) needed to
replace batteries.

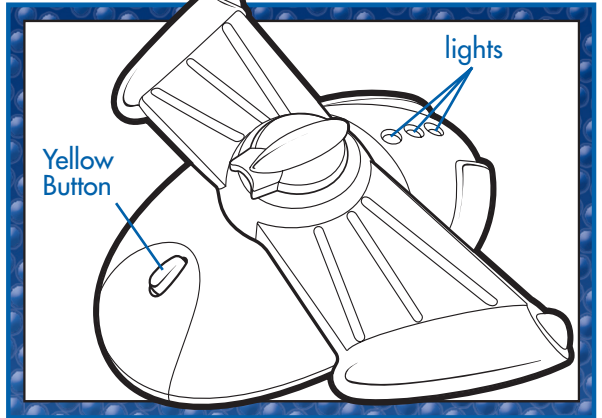


Playtime

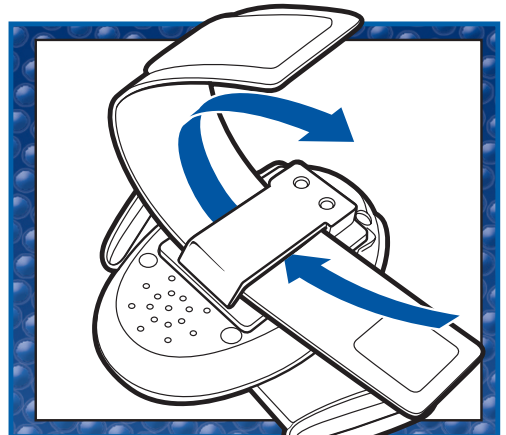
- Press red button to flip out wings and hear the phrase "To infinity. . .and beyond!"
- To reset wings, twist clockwise and lock into place.



- Press yellow button for electronic speech, sounds and lights! Each time you press the button, lights will flash and Buzz Lightyear will say one of the following sequential phrases: "To infinity... and beyond!", "I have Zurg in my sights!", "Firing laser!"
- Press button a fourth time to hear a laser-firing sound effect. Press button again to begin sequence anew.

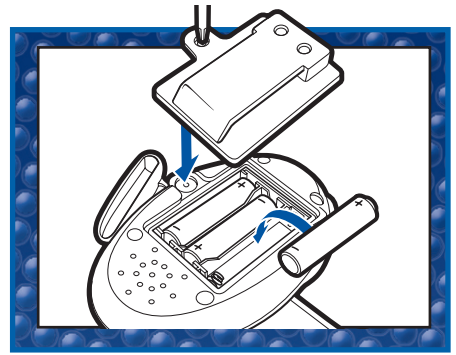


- To wear blaster on wrist, fasten wrist strap to belt clip, then wrap around wrist as shown.



To Replace Batteries

Use a Phillips screwdriver to loosen screw in battery compartment door (screw remains attached to door). Remove door and remove old batteries. Insert 3 x 1.5V fresh "AAA" or R03 size batteries. Alkaline batteries recommended. Replace door and tighten screw.



CAUTION: TO AVOID BATTERY LEAKAGE

1. Be sure to insert the batteries correctly and always follow the toy and battery manufacturers' instructions;
2. Do not mix old and new batteries or alkaline, standard (carbon-zinc) or rechargeable (nickel-cadmium) batteries;
3. Always remove weak or dead batteries from the product.

IMPORTANT: BATTERY INFORMATION

Please retain this information for future reference.
Batteries should be replaced by an adult.



CAUTION:

1. Always follow the instructions carefully. Use only batteries specified and be sure to insert them correctly by matching the + and - polarity markings.
2. Do not mix old batteries and new batteries, or standard (carbon-zinc) with alkaline batteries.
3. Remove exhausted or dead batteries from the product.
4. Remove batteries if product is not to be played with for a long time.
5. Do not short-circuit the supply terminals.
6. Should this product cause, or be affected by, local electrical interference, move it away from other electrical equipment. Reset (switching off and back on again or removing and re-inserting batteries) if necessary.
7. **RECHARGEABLE BATTERIES:** Do not mix these with any other types of battery. Always remove from the product before recharging. Recharge batteries under adult supervision. **DO NOT RECHARGE OTHER TYPES OF BATTERIES.**

FCC STATEMENT

This device complies with part 15 of the FCC Rules. Operation is subject to the following two conditions: (1) This device may not cause harmful interference, and (2) this device must accept any interference received, including any interference that may cause undesired operation. This equipment has been tested and found to comply with the limits for a Class B digital device, pursuant to part 15 of the FCC Rules. These limits are designed to provide reasonable protection against harmful interference in a residential installation. This equipment generates, uses and can radiate radio frequency energy, and, if not installed and used in accordance with the instructions, may cause harmful interference to radio communications. However, there is no guarantee that interference will not occur in a particular installation. If this equipment does cause harmful interference to radio or television reception, which can be determined by turning the equipment off and on, the user is encouraged to try to correct the interference by one or more of the following measures:

- Reorient or relocate the receiving antenna.
- Increase the separation between the equipment and receiver.
- Consult the dealer or an experienced radio/TV technician for help.



© Disney/Pixar
®* and/or ™* & © 2003 Hasbro. All Rights Reserved.
® denotes Reg. U.S. Pat. & TM Office.
03074 P/N 6352850000



Questions? Call: 1-800-327-8264

Free Manuals Download Website

<http://myh66.com>

<http://usermanuals.us>

<http://www.somanuals.com>

<http://www.4manuals.cc>

<http://www.manual-lib.com>

<http://www.404manual.com>

<http://www.luxmanual.com>

<http://aubethermostatmanual.com>

Golf course search by state

<http://golfingnear.com>

Email search by domain

<http://emailbydomain.com>

Auto manuals search

<http://auto.somanuals.com>

TV manuals search

<http://tv.somanuals.com>