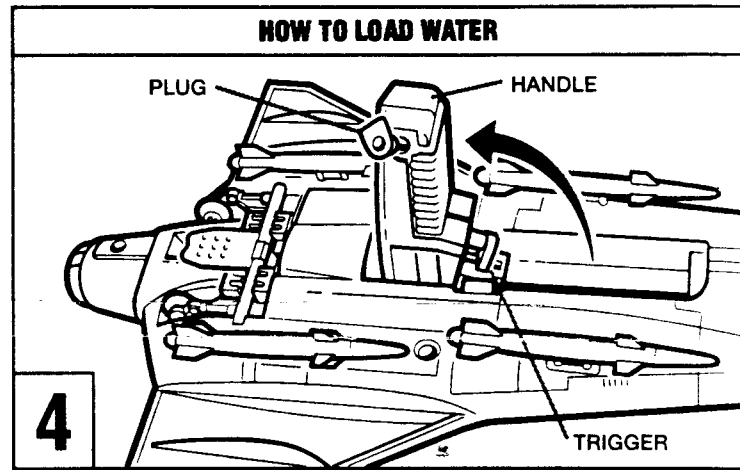
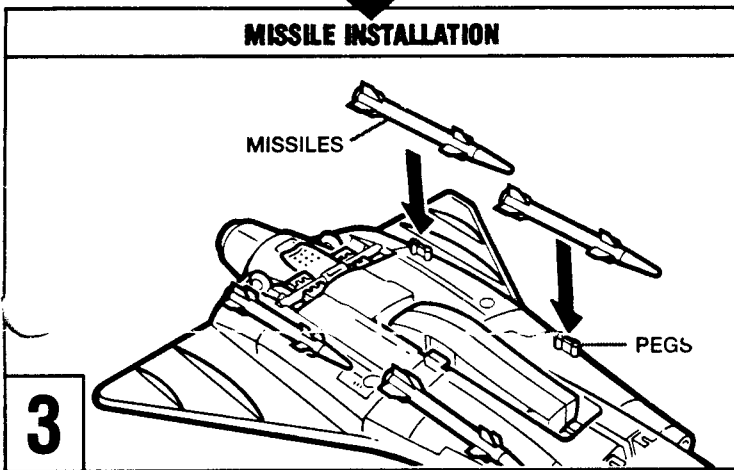
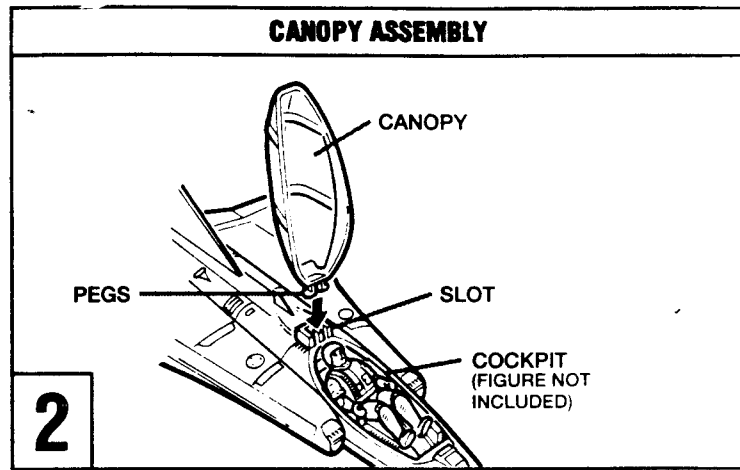
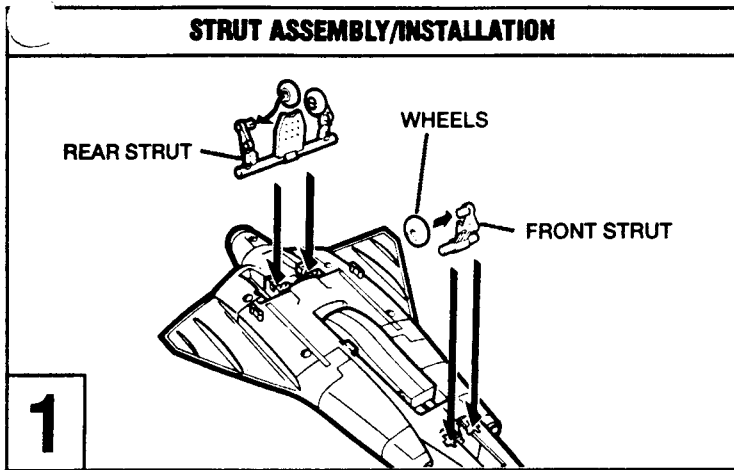
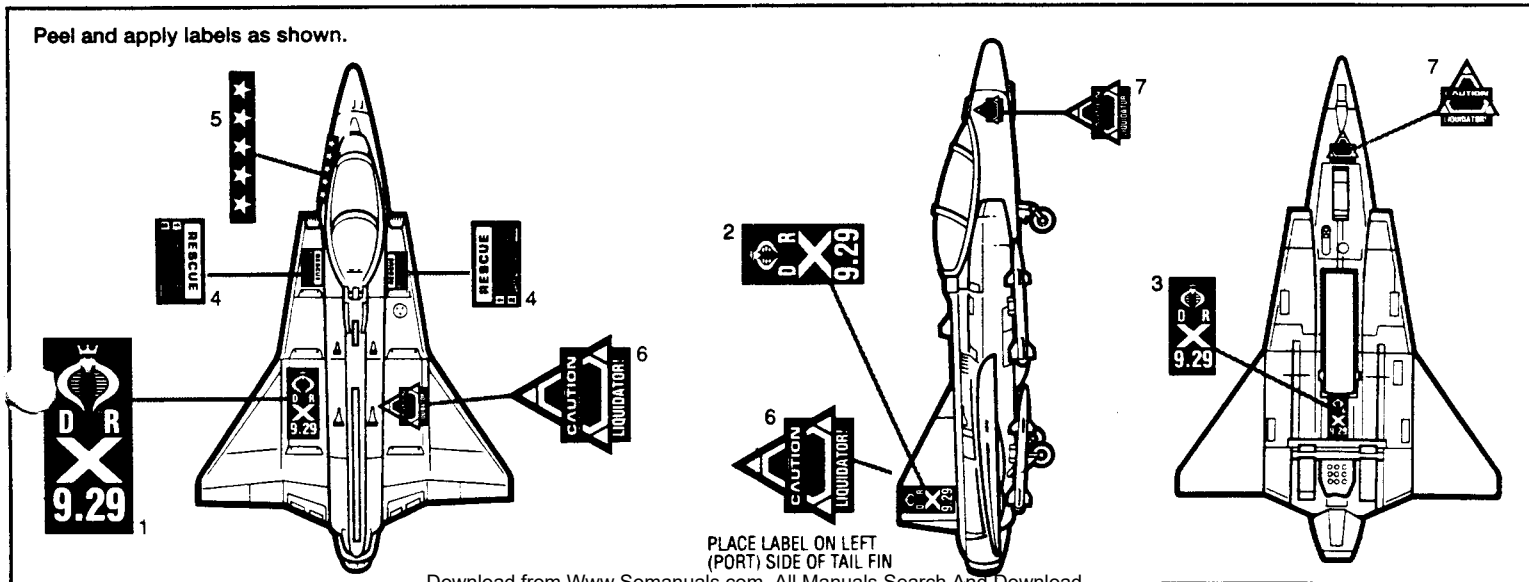


Includes: Jet, canopy, three wheels, two strut assemblies, four missiles.



- 1 Turn jet upside down. Snap wheels onto struts. Then snap strut assemblies into place as shown. (ILL. 1)
- 2 Turn jet right side up. Snap Pegs on canopy into slot behind cockpit. To send a member of the Cobra™ team (not included) on a mission, lift canopy and place figure in seat as shown. (ILL. 2)
- 3 Fit slots in missiles over pegs on bottom of jet as shown. (ILL. 3)
- 4 Swing handle down and remove plug. Fill hole with tap water and replace plug. To fire, squeeze trigger several times! (ILL. 4)

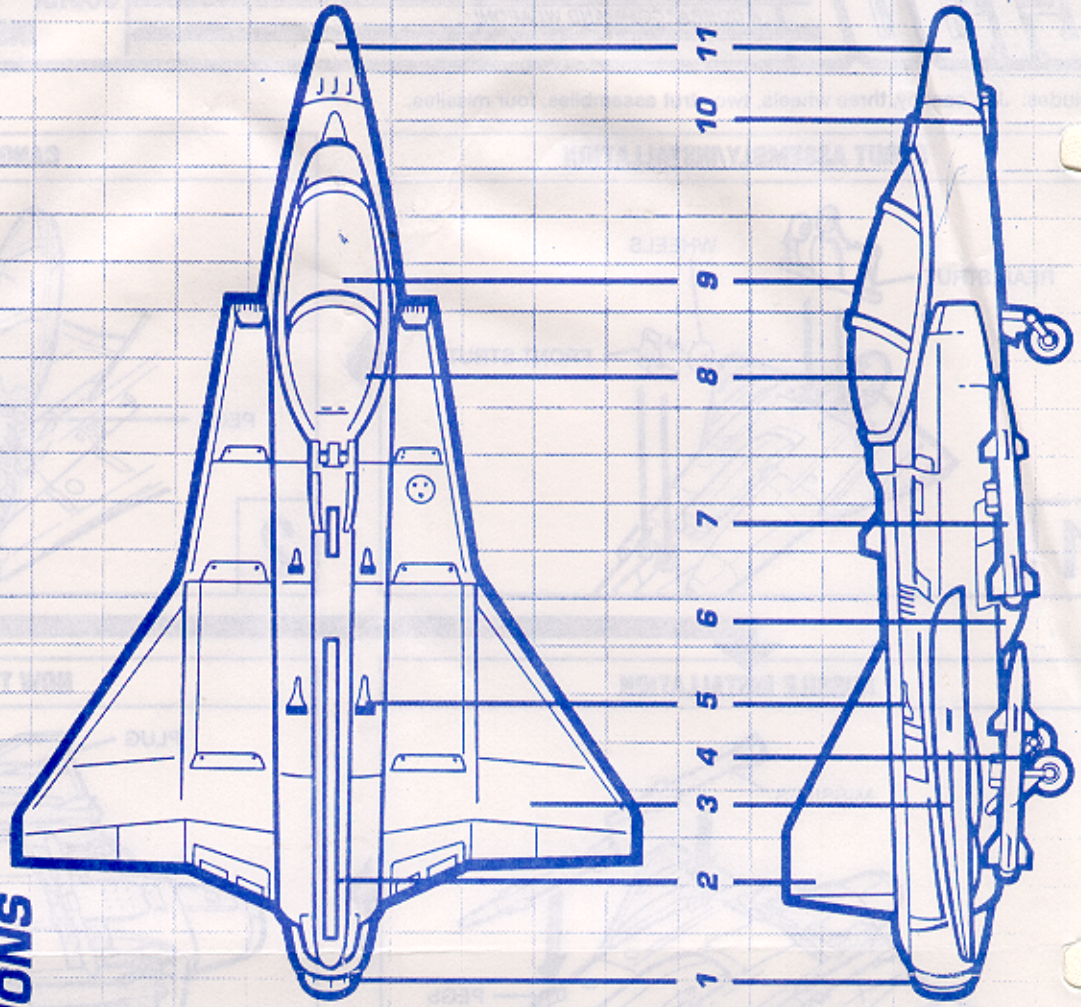
©1991 Hasbro, Inc., Pawtucket, RI 02862 U.S.A. All Rights Reserved. Made in U.S.A. 6756/6237 P/N 42466000



COBRA™ LIQUIDATOR™ A.T.F. (ADVANCED TACTICAL FIGHTER)

OFFICIAL COBRA VEHICLE SPECIFICATIONS

- 1) REAR AFTERBURNING JET TURBINES WITH 200K COMBUSTION FACTOR
- 2) METAL ALLOY TAIL UNIT WITH REVERSE THRUST AIRBRAKE ACTION
- 3) SWEEPBACK WINGS WITH RADAR DEFLECTING SPOILERS
- 4) RETRACTABLE HYDRAULIC LANDING GEAR WITH ANTI-SKID BRAKES
- 5) RECESSED FLIGHT REFUELING PORTS
- 6) PROGRAMMABLE FLIP DOWN IN-FLIGHT HANDLE
- 7) FOUR TARGET-LOCK DIGITALLY CONTROLLED AIR-TO-SURFACE MISSILES
- 8) AIR CONDITIONED COCKPIT WITH FULLY INTEGRATED PILOT CONTROLS
- 9) SKY-SCAN CANOPY WITH SPECIALLY REINFORCED ANTI-GLARE COMPOSITE
- 10) HIGH IMPACT NOSE CANNON WITH "LIQUID FIRE" LASER BEAM
- 11) NOSE CONE WITH ELECTRONIC RECONNAISSANCE SYSTEM



Free Manuals Download Website

<http://myh66.com>

<http://usermanuals.us>

<http://www.somanuals.com>

<http://www.4manuals.cc>

<http://www.manual-lib.com>

<http://www.404manual.com>

<http://www.luxmanual.com>

<http://aubethermostatmanual.com>

Golf course search by state

<http://golfingnear.com>

Email search by domain

<http://emailbydomain.com>

Auto manuals search

<http://auto.somanuals.com>

TV manuals search

<http://tv.somanuals.com>