

Refrigeration Equipment Price List

Prices and specifications subject to change without notice

Table of Contents

REACH-IN EVAPORATORS

TA(K) thin profile.....	2
LTA extended thin profile.....	2
TL thin profile.....	3
LTL extended thin profile.....	3
VA(K) V-profile.....	4
C(K) high profile.....	4
KMK/RAMK Kompact mullion (down-flow/reverse-flow).....	5
BBM/BBL back bar.....	5
U(K) dual-air.....	6
BTO(K) twin flow.....	6

WALK-IN EVAPORATORS

ADT low profile.....	7
LET/LLE low profile.....	8
HGT low profile.....	9
LO/LOD/LOG low velocity.....	10
WK/WKE/WKG low velocity.....	11
SM/SME dual flow center mount.....	12
HR half-round radial aire.....	12
BMA medium profile.....	13
BME medium profile.....	14
BML medium profile.....	15
BMG/BMF medium profile.....	16

GLYCOL UNIT COOLERS

ADT/HGT low profile.....	17
WKA/WKG low velocity center mount.....	17
BMA medium profile.....	18
Glycol options.....	18

WAREHOUSE EVAPORATORS

BHA high profile.....	19
BHE high profile.....	20
BHL high profile.....	21
BHG high profile.....	22
BHF high profile.....	23

RIPENING ROOM EVAPORATORS

RU ripening room equipment.....	24
---------------------------------	----

EVAPORATOR OPTIONS

Factory-installed.....	25-26
Shipped-loose.....	27-28
Hot gas defrost.....	29-31

REFRIGERATION SYSTEMS

Beacon II™ refrigeration system.....	32-33
PRO ³ packaged refrigeration systems.....	34-35

AIR-COOLED CONDENSING UNITS • 1/2-80 HP

BH 1/2 - 5 HP hermetic.....	36-37
BS 1/2 - 5 HP semi-hermetic.....	38-39
BZ 2 - 6 HP Scroll®.....	39
1/2 - 6 HP factory-installed options.....	40-41
BD 3 - 22 HP Discus®.....	42-43
BZ 3 - 22 HP Scroll®.....	44
3 - 22 HP factory-installed options.....	45-46
BLV/BDVS 12 - 40 HP.....	47-48
BLV/BDVS 12 - 40 HP options.....	49
JLD/JDDS 24 - 80 HP.....	50
JLD parallel-piped dual compressor.....	51
JLD/JDDS 24 - 80 HP options.....	52

WATER-COOLED & REMOTE COMPRESSOR

CONDENSING UNITS

HWN/ZWN 1/2 - 6 HP hermetic & Scroll® and options.....	53
SWN semi-hermetic.....	54
SRN semi-hermetic remote compressor.....	55
SWN/SRN options.....	56

AIR-COOLED CONDENSERS

DVT 1 - 26 ton and options.....	57
BNE Monarch™ Series.....	58
BNL Monarch™ Series.....	59
BNX Ambassador™ Series.....	60
BNQ Ambassador™ Series.....	61
BNH 1140 Series.....	62
Monarch™ Series options.....	63
Ambassador™ & 1140 Series options.....	64-65
Condenser coil options.....	66

FLUID COOLERS

DFT 5 - 26 ton and options.....	67
BFH direct-drive.....	68-69
BFH direct-drive options.....	70

OTHER PRODUCTS

SW booster coil.....	71
----------------------	----

Terms of sale.....	72
--------------------	----


Compressor warranty list pricing.....	72
---------------------------------------	----

Catalog products warranty.....	73-74
--------------------------------	-------

Reach-in Evaporators (Refrigerated Cabinets)

FAMILY

TA(K)



ALSO CLASSIFIED AS A COMPONENT IN ACCORDANCE WITH NSF 7 - 1999

- Ceiling-mount
- Rust-proof fasteners
- Textured aluminum cabinet
- Molded Lexan® fan guards
- Air is drawn in through fan and discharges away from coil.
- Sweat inlet connection to reduce leaks (Flare connection available as a shipped-loose option)
- UL-listed, UL-listed for Canada and meets NSF standards

Medium Temperature Thin Profile Reach-in Unit Coolers with Air Defrost

Model	List Price (\$US)	Voltage	Net Dimensions (in.)			Approx. Ship Wt. (lbs.)
			Height	Depth	Length	
TA10AG*	574	115/1/60	4.5	13.5	16.50	12
TA10BG	616	208-230/1/60	4.5	13.5	16.50	12
TA13AG*	742	115/1/60	4.5	13.5	20.50	16
TA13BG	795	208-230/1/60	4.5	13.5	20.50	16
TA17AG*	867	115/1/60	4.5	14.5	24.00	18
TA17BG	927	208-230/1/60	4.5	14.5	24.00	18
TA23AG*	1,104	115/1/60	4.5	14.5	31.75	24
TA23BG	1,184	208-230/1/60	4.5	14.5	31.75	24
TA30AG*	1,370	115/1/60	4.5	14.5	40.00	28
TA30BG	1,465	208-230/1/60	4.5	14.5	40.00	28
TA43AG*	1,852	115/1/60	4.5	14.5	53.50	32
TA43BG	1,981	208-230/1/60	4.5	14.5	53.50	32
TA55AG*	2,346	115/1/60	6.5	14.5	53.50	43
TA55BG	2,511	208-230/1/60	6.5	14.5	53.50	43

Medium Temperature Thin Profile Reach-in Unit Coolers with Air Defrost, (K) for Coated Coil

TAK10AG*	670	115/1/60	4.5	13.5	16.50	12
TAK10BG	718	208-230/1/60	4.5	13.5	16.50	12
TAK13AG*	852	115/1/60	4.5	13.5	20.50	16
TAK13BG	915	208-230/1/60	4.5	13.5	20.50	16
TAK17AG*	971	115/1/60	4.5	14.5	24.00	18
TAK17BG	1,040	208-230/1/60	4.5	14.5	24.00	18
TAK23AG*	1,229	115/1/60	4.5	14.5	31.75	24
TAK23BG	1,315	208-230/1/60	4.5	14.5	31.75	24
TAK30AG*	1,500	115/1/60	4.5	14.5	40.00	28
TAK30BG	1,605	208-230/1/60	4.5	14.5	40.00	28
TAK43AG*	2,036	115/1/60	4.5	14.5	53.50	32
TAK43BG	2,180	208-230/1/60	4.5	14.5	53.50	32
TAK55AG*	2,612	115/1/60	6.5	14.5	53.50	43
TAK55BG	2,797	208-230/1/60	6.5	14.5	53.50	43

* Model numbers are normally in stock.

FAMILY

LTA



ALSO CLASSIFIED AS A COMPONENT IN ACCORDANCE WITH NSF 7 - 1999

- One of the most compact cabinet designs in the market, providing flexibility to fit the evaporator where space is limited and allows more room for shelving
- Low-height design hides the unit away, giving a cleaner look to the display
- Compact depth accommodates narrow displays
- End compartments with front access panels allow easy access to the refrigerant and electrical compartments
- Modular front-access panels make it easy to access motors
- All access panels can be removed independently of drain pan

Medium Temperature Extended Thin Profile Reach-in Unit Coolers with Air Defrost

Model	List Price (\$US)	Voltage	Net Dimensions (in.)			Approx. Ship Wt. (lbs.)
			Height	Depth	Length	
LTA053AA	2,757	115/1/60	9	18.25	49.50	48
LTA053BA	2,757	208-230/1/60	9	18.25	49.50	48
LTA079AA*	3,079	115/1/60	9	18.25	69.25	69
LTA079BA	3,079	208-230/1/60	9	18.25	69.25	69
LTA102AA*	3,768	115/1/60	9	18.25	89.00	85
LTA102BA	3,768	208-230/1/60	9	18.25	89.00	85
LTA134AA*	4,374	115/1/60	9	18.25	108.75	108
LTA134BA	4,374	208-230/1/60	9	18.25	108.75	108
LTA172AA	4,941	115/1/60	9	18.25	128.50	124
LTA172BA	4,941	208-230/1/60	9	18.25	128.50	124

* Model numbers are normally in stock.

- Plastic vibration isolators for fan panels and drain pan to reduce noise and vibration
- Liquid-line solenoid wire harness comes standard for quick installation
- UL-listed, UL-listed for Canada and meets NSF standards


Reach-in Evaporators (Refrigerated Cabinets)

Nomenclature Example:

TL	10	A	G
Model Family	Capacity	Electric Code	Vintage Revision
	x 100 = BTUH (10°F TD)	A = 115/1/60 B = 208-230/1/60	

FAMILY

TL



ALSO CLASSIFIED AS A COMPONENT IN ACCORDANCE WITH NSF 7 - 1999

Medium & Low Temperature Thin Profile Reach-in Unit Coolers with Electric Defrost

Model	List Price (\$US)	Voltage	Net Dimensions (in.)			Approx. Ship Wt. (lbs.)
			Height	Depth	Length	
TL09AG*	958	115/1/60	4.50	13.5	16.50	13
TL09BG	958	208-230/1/60	4.50	13.5	16.50	13
TL12AG*	1,151	115/1/60	4.50	13.5	20.50	17
TL12BG	1,151	208-230/1/60	4.50	13.5	20.50	17
TL16AG*	1,423	115/1/60	4.50	14.5	24.00	20
TL16BG	1,423	208-230/1/60	4.50	14.5	24.00	20
TL21AG*	1,617	115/1/60	6.75	16.5	24.00	24
TL21BG	1,617	208-230/1/60	6.75	16.5	24.00	24
TL28AG*	2,036	208-230/1/60	6.75	14.5	31.75	28
TL28BG*	2,036	208-230/1/60	6.75	14.5	31.75	28
TL35BG*	2,296	208-230/1/60	6.75	16.5	38.50	31
TL53BG*	3,161	208-230/1/60	6.75	16.5	49.25	47

* Model numbers are normally in stock.

- Ceiling-mount
- Textured aluminum cabinet
- Molded Lexan® fan guards
- Rust-proof fasteners
- Electric defrost heaters terminate on coil temperature
- Built-in fan delay allows the coil to chill before turning on
- Air is drawn in through fan and discharges away from coil
- Sweat inlet connection to reduce leaks (Flare connection available as a shipped-loose option)
- UL-listed, UL-listed for Canada and meets NSF standards

FAMILY

LTL



ALSO CLASSIFIED AS A COMPONENT IN ACCORDANCE WITH NSF 7 - 1999

Medium & Low Temperature Extended Thin Profile Reach-in Unit Coolers with Electric Defrost

Model	List Price (\$US)	Voltage	Net Dimensions (in.)			Approx. Ship Wt. (lbs.)
			Height	Depth	Length	
LTL046BA	2,949	208-230/1/60	9	18.25	49.50	48
LTL068BA	3,312	208-230/1/60	9	18.25	69.25	69
LTL093BA*	4,082	208-230/1/60	9	18.25	89.00	85
LTL115BA*	4,717	208-230/1/60	9	18.25	108.75	108
LTL133BA	5,346	208-230/1/60	9	18.25	128.50	124

* Model numbers are normally in stock.

- One of the most compact cabinet designs in the market, providing flexibility to fit the evaporator where space is limited and allows more room for shelving
- Low-height design hides the unit away, giving a cleaner look to the display
- Compact depth accommodates narrow displays
- End compartments with front access panels allow easy access to the refrigerant and electrical compartments
- Modular front-access panels make it easy to access motors
- All access panels can be removed independently of drain pan
- Plastic vibration isolators for fan panels and drain pan to reduce noise and vibration

- Liquid-line solenoid wire harness comes standard for quick installation
- UL-listed, UL-listed for Canada and meets NSF standards

LTA & LTL Options

Product	List Price (\$US)
Beacon II™ Assembly	2,315
Copper Fin Coils	Call Factory
BohnGuard™ Fin Protection†	935
Mounted Components Coil	900
White Cabinet	175

* Not available on LTL.

Reach-in Evaporators (Refrigerated Cabinets)

Nomenclature Example:

VA	06	A	G
Model Family	Capacity	Electric Code	Vintage Revision
	x 100 = BTUH (10°F TD)	A = 115/1/60 B = 208-230/1/60	

FAMILY

VA(K)



High & Medium Temperature V-Profile Reach-in Unit Coolers with Air Defrost

Model	List Price (\$US)	Voltage	Net Dimensions (in.)			Approx. Ship Wt. (lbs.)
			Height	Depth	Length	
VA06AG*	484	115/1/60	7.00	8.25	12.25	7
VA06BG	517	208-230/1/60	7.00	8.25	12.25	7
VA08AG*	517	115/1/60	7.00	8.25	12.25	7
VA08BG	557	208-230/1/60	7.00	8.25	12.25	7
VA12AG*	704	115/1/60	8.00	8.25	18.00	11
VA12BG	756	208-230/1/60	8.00	8.25	18.00	11
VA17AG*	795	115/1/60	9.75	10.50	14.00	13
VA17BG	849	208-230/1/60	9.75	10.50	14.00	13

- Ceiling- or wall-mount
- Textured aluminum cabinet
- Molded Lexan® fan guards
- Air is drawn in through fan and discharges away from coil
- Sweat inlet connection to reduce leaks (Flare connection available as a shipped-loose option)
- UL-listed, UL-listed for Canada and meets NSF standards

High & Medium Temperature V-Profile Reach-in Unit Coolers with Air Defrost, (K) for Coated Coil

VAK06AG*	558	115/1/60	7.00	8.25	12.25	7
VAK06BG	593	208-230/1/60	7.00	8.25	12.25	7
VAK08AG*	589	115/1/60	7.00	8.25	12.25	7
VAK08BG	631	208-230/1/60	7.00	8.25	12.25	7
VAK12AG*	762	115/1/60	8.00	8.25	18.00	11
VAK12BG	814	208-230/1/60	8.00	8.25	18.00	11
VAK17AG*	852	115/1/60	9.75	10.50	14.00	13
VAK17BG	915	208-230/1/60	9.75	10.50	14.00	13

* Model numbers are normally in stock.

FAMILY

C(K)



High & Medium Temperature High-Profile Reach-in Unit Coolers with Air Defrost

Model	List Price (\$US)	Voltage	Net Dimensions (in.)			Approx. Ship Wt. (lbs.)
			Height	Depth	Length	
C13AG*	736	115/1/60	9	15.75	14.25	15
C13BG	789	208-230/1/60	9	15.75	14.25	15
C17AG*	776	115/1/60	9	15.75	17.25	17
C17BG	834	208-230/1/60	9	15.75	17.25	17
C23AG*	903	115/1/60	9	15.75	22.75	20
C23BG	970	208-230/1/60	9	15.75	22.75	20
C30AG*	1,163	115/1/60	9	15.75	27.75	26
C30BG	1,293	208-230/1/60	9	15.75	27.75	26
C43AG*	1,454	115/1/60	9	15.75	38.00	33
C43BG	1,558	208-230/1/60	9	15.75	38.00	33

- Ceiling- or wall-mount
- Textured aluminum cabinet
- Aluminum hangers space the unit away from the wall
- Molded Lexan® fan guards
- Air is drawn in through fan and discharges away from coil
- Sweat inlet connection to reduce leaks (Flare connection available as a shipped-loose option)
- UL-listed, UL-listed for Canada and meets NSF standards

High & Medium Temperature High-Profile Reach-in Unit Coolers with Air Defrost, (K) for Coated Coil

CK13AG*	789	115/1/60	9	15.75	14.25	15
CK13BG	843	208-230/1/60	9	15.75	14.25	15
CK17AG*	841	115/1/60	9	15.75	17.25	17
CK17BG	899	208-230/1/60	9	15.75	17.25	17
CK23AG*	971	115/1/60	9	15.75	22.75	20
CK23BG	1,040	208-230/1/60	9	15.75	22.75	20
CK30AG*	1,342	115/1/60	9	15.75	27.75	26
CK30BG	1,431	208-230/1/60	9	15.75	27.75	26
CK43AG*	1,732	115/1/60	9	15.75	38.00	33
CK43BG	1,856	208-230/1/60	9	15.75	38.00	33

* Model numbers are normally in stock.

Reach-in Evaporators (Refrigerated Cabinets)

Nomenclature Example:

KMK	13	A	G
Model Family	Capacity	Electric Code	Vintage Revision
	x 100 = BTUH (10°F TD)	A = 115/1/60 B = 208-230/1/60	

FAMILY **KMK/RAMK** High & Medium Temperature Kompact Mullion Reach-in Unit Coolers with Air Defrost, (K) for Coated Coil (standard)



Model KMK
Standard Mullion



Model RAMK
Reverse Air
Mullion

- KMK Series features Mullion Wall mount; Air enters top & discharges at the bottom
- RAMK Series features Reverse Air Mullion Wall mount; Air enters bottom & discharges at the top
- Adjustable air deflector provides different air patterns
- Textured aluminum cabinet
- Coated coil for corrosive environments standard in KMK/RAMK Series
- Sweat inlet connection to reduce leaks (Flare connection available as a shipped-loose option)
- UL-listed, UL-listed for Canada and meets NSF standards


Model	List Price (\$US)	Voltage	Net Dimensions (in.)			Approx. Ship Wt. (lbs.)
			Height	Depth	Length	
KMK13AG*	1,055	115/1/60	17.75	5.75	15.75	16
KMK13BG	1,128	208-230/1/60	17.75	5.75	15.75	16
KMK17AG*	1,275	115/1/60	19.75	5.75	15.75	18
KMK17BG	1,363	208-230/1/60	19.75	5.75	15.75	18
KMK23AG*	1,526	115/1/60	19.75	5.75	22.00	23
KMK23BG	1,634	208-230/1/60	19.75	5.75	22.00	23

High & Medium Temperature Reverse Air Mullion Reach-in Unit Coolers with Air Defrost, (K) for Coated Coil (standard)

RAMK13AG*	1,055	115/1/60	17.75	5.75	15.75	16
RAMK13BG	1,128	208-230/1/60	17.75	5.75	15.75	16
RAMK17AG*	1,275	115/1/60	19.75	5.75	15.75	18
RAMK17BG	1,363	208-230/1/60	19.75	5.75	15.75	18
RAMK23AG*	1,526	115/1/60	19.75	5.75	22.00	23
RAMK23BG	1,634	208-230/1/60	19.75	5.75	22.00	23

* Model numbers are normally in stock.

FAMILY **BB** (BBM) Medium Temperature Basic Back Bar Reach-in Unit Coolers with Air Defrost (BBMM) Medium Temperature Master Back Bar Reach-in Unit Coolers with Air Defrost (BBMS) Medium Temperature Slave Back Bar Reach-in Unit Coolers with Air Defrost



- Air enters bottom & discharges at the top front
- Adjustable air deflector provides different air patterns
- Molded Lexan® fan guards and fan blades
- Textured aluminum cabinet
- Rust-proof fasteners
- Master units include base unit plus factory mounted R-22 expansion valve, solenoid valve & room thermostat
- Slave units include base unit plus factory mounted R-22 expansion valve
- Standard 115V. Optional 230V.
- Sweat inlet connection to reduce leaks (Flare connection available as a shipped-loose option)
- UL-listed, UL-listed for Canada and meets NSF standards

Model	List Price (\$US)	Voltage	Net Dimensions (in.)			Approx. Ship Wt. (lbs.)
			Height	Depth	Length	
BBM11AG*	1,002	115/1/60	14	4.5	19.75	13
BBM16AG*	1,210	115/1/60	14	4.5	26.25	19
BBMM11AG	2,207	115/1/60	14	4.5	19.75	14
BBMM16AG	2,417	115/1/60	14	4.5	26.25	20
BBMS11AG	1,915	115/1/60	14	4.5	19.75	16
BBMS16AG	2,128	115/1/60	14	4.5	26.25	22

(BBL) Low Temperature Basic Back Bar Reach-in Unit Coolers with Electric Defrost (BBLM) Low Temperature Master Back Bar Reach-in Unit Coolers with Electric Defrost (BBSL) Low Temperature Slave Back Bar Reach-in Unit Coolers with Electric Defrost

BBL10AG*	1,350	115/1/60	14	4.5	19.75	16
BBL15AG*	1,604	115/1/60	14	4.5	26.25	20
BBLM10AG	2,915	115/1/60	14	4.5	19.75	17
BBLM15AG	3,253	115/1/60	14	4.5	26.25	21
BBSL10AG	2,624	115/1/60	14	4.5	19.75	14
BBSL15AG	2,963	115/1/60	14	4.5	26.25	23

* Model numbers are normally in stock

Reach-in Evaporators (Refrigerated Cabinets)

Nomenclature Example:

BTO	09	A	G
Model Family	Capacity	Electric Code	Vintage Revision
	x 100 = BTUH (10°F TD)	A = 115/1/60 B = 208-230/1/60 For U(K) { 0 = 115/1/60 1 = 208-230/1/60	U(K) = No Vintage

FAMILY

U(K)

Dual-Air High & Medium Temperature Reach-in Unit Coolers with Air Defrost



Model	List Price (\$US)	Voltage	Net Dimensions (in.)			Approx. Ship Wt. (lbs.)
			Height	Depth	Length	
U0090*	596	115/1/60	8.5	9	11.5	8
U0091	786	208-230/1/60	8.5	9	11.5	8
U0120*	678	115/1/60	8.5	9	17.5	10
U0121	849	208-230/1/60	8.5	9	17.5	10
U0150*	760	115/1/60	9.5	11	17.5	12
U0151	940	208-230/1/60	9.5	11	17.5	12

- Draws air in through the front and discharges it out both sides to ensure proper distribution
- Textured aluminum cabinet
- Flare connection
- UL recognized, UL recognized for Canada and NSF listed

Dual-Air High & Medium Temperature Reach-in Unit Coolers with Air Defrost, (K) for Coated Coil


UK0090*	683	115/1/60	8.5	9	11.5	8
UK0091	892	208-230/1/60	8.5	9	11.5	8
UK0120*	771	115/1/60	8.5	9	17.5	10
UK0121	984	208-230/1/60	8.5	9	17.5	10
UK0150*	867	115/1/60	9.5	11	17.5	12
UK0151	1064	208-230/1/60	9.5	11	17.5	12

* Model numbers are normally in stock.

FAMILY

BTO(K)

Twin Flow High & Medium Temperature Reach-in Unit Coolers with Air Defrost



ALSO CLASSIFIED AS A COMPONENT IN ACCORDANCE WITH NSF 7 - 1999

Model	List Price (\$US)	Voltage	Net Dimensions (in.)			Approx. Ship Wt. (lbs.)
			Height	Depth	Length	
BTO09AG*	604	115/1/60	5.00	16.25	19.25	12
BTO09BG	646	208-230/1/60	5.00	16.25	19.25	12
BTO13AG*	796	115/1/60	5.75	16.25	19.25	15
BTO13BG	851	208-230/1/60	5.75	16.25	19.25	15
BTO18AG*	925	115/1/60	5.75	16.25	19.25	16
BTO18BG	988	208-230/1/60	5.75	16.25	19.25	16
BTO25AG*	1,137	115/1/60	6.75	18.25	26.25	23
BTO25BG	1,211	208-230/1/60	6.75	18.25	26.25	23
BTO35AG*	1,473	115/1/60	6.75	18.25	26.25	25
BTO35BG	1,574	208-230/1/60	6.75	18.25	26.25	25
BTO45AG*	1,866	115/1/60	9.25	21.25	29.25	35
BTO45BG	1,997	208-230/1/60	9.25	21.25	29.25	35
BTO55AG*	2,370	115/1/60	8.50	21.25	29.25	35
BTO55BG	2,537	208-230/1/60	8.50	21.25	29.25	35

- Flush mount to ceiling
- Air is drawn in through the fan and discharged out both sides of unit
- Textured aluminum cabinet
- Molded Lexan® fan guards
- Sweat inlet connection to reduce leaks (Flare connection available as a shipped-loose option)
- UL-listed, UL-listed for Canada and meets NSF standards

Twin Flow High & Medium Temperature Reach-in Unit Coolers with Air Defrost, (K) for Coated Coil

BTOK09AG	714	115/1/60	5.00	16.25	19.25	12
BTOK09BG	768	208-230/1/60	5.00	16.25	19.25	12
BTOK13AG*	858	115/1/60	5.75	16.25	19.25	15
BTOK13BG	917	208-230/1/60	5.75	16.25	19.25	15
BTOK18AG*	1,086	115/1/60	5.75	16.25	19.25	16
BTOK18BG	1,163	208-230/1/60	5.75	16.25	19.25	16
BTOK25AG*	1,338	115/1/60	6.75	18.25	26.25	23
BTOK25BG	1,429	208-230/1/60	6.75	18.25	26.25	23
BTOK35AG*	1,737	115/1/60	6.75	18.25	26.25	25
BTOK35BG	1,858	208-230/1/60	6.75	18.25	26.25	25
BTOK45AG*	2,174	115/1/60	9.25	21.25	29.25	35
BTOK45BG	2,325	208-230/1/60	9.25	21.25	29.25	35
BTOK55AG	2,700	115/1/60	8.50	21.25	29.25	35
BTOK55BG	2,890	208-230/1/60	8.50	21.25	29.25	35

* Model numbers are normally in stock.

Walk-in Evaporators – Low Profiles (Coolers and Freezers)

Nomenclature Example:

ADT	040	A	K
Model Family	Capacity	Electric Code	Vintage Revision
	x 100 = BTUH (10°F TD)	A = 115/1/60 B = 208-230/1/60 M = 460/1/60	

FAMILY

ADT

High and/or Medium Temperature Low Profile Walk-in Unit Coolers with Air Defrost (6 FPI)



ALSO CLASSIFIED AS A COMPONENT IN ACCORDANCE WITH NSF 7-1999

- Design features easy front access to both electrical and refrigeration components
- Textured aluminum cabinets
- Design optimizes space for easier installation and servicing
- Beacon II™ compatible
- Liquid-line solenoid wiring harness comes standard on unit
- Drain pan features large drain line fitting (3/4" MPT) for better drainage, located on back of the unit
- Schrader valve on suction header
- UL-listed, UL-listed for Canada, and meets NSF standards




PSC & EC Motors Available

NOTE:

- PSC motors standard on 460V models (no adder necessary)
- All 50Hz models require PSC motors

For ordering information see page 25.

Model	List Price (\$US)	Voltage	Net Dimensions (in.)			Approx. Ship Wt. (lbs.)
			Height	Depth	Length	
ADT040AK*	1,148	115/1/60	15	15	29.5	36
ADT040BK	1,240	208-230/1/60	15	15	29.5	36
ADT040MK	1,390	460/1/60	15	15	29.5	36
ADT052AK*	1,234	115/1/60	15	15	29.5	36
ADT052BK	1,253	208-230/1/60	15	15	29.5	36
ADT052MK	1,403	460/1/60	15	15	29.5	36
ADT065AK*	1,444	115/1/60	15	15	29.5	40
ADT065BK	1,555	208-230/1/60	15	15	29.5	40
ADT065MK	1,705	460/1/60	15	15	29.5	40
ADT070AK*	1,616	115/1/60	15	15	45.5	52
ADT070BK	1,744	208-230/1/60	15	15	45.5	52
ADT070MK	2,045	460/1/60	15	15	45.5	52
ADT090AK*	1,908	115/1/60	15	15	45.5	56
ADT090BK	1,938	208-230/1/60	15	15	45.5	56
ADT090MK	2,240	460/1/60	15	15	45.5	56
ADT104AK*	2,058	115/1/60	15	15	45.5	58
ADT104BK	2,090	208-230/1/60	15	15	45.5	58
ADT104MK	2,390	460/1/60	15	15	45.5	58
ADT120AK*	2,224	115/1/60	15	15	45.5	60
ADT120BK	2,255	208-230/1/60	15	15	45.5	60
ADT120MK	2,554	460/1/60	15	15	45.5	60
ADT130AK*	2,401	115/1/60	15	15	45.5	62
ADT130BK	2,435	208-230/1/60	15	15	45.5	62
ADT130MK	2,737	460/1/60	15	15	45.5	62
ADT140AK*	2,630	115/1/60	15	15	61.5	72
ADT140BK	2,667	208-230/1/60	15	15	61.5	72
ADT140MK	3,117	460/1/60	15	15	61.5	72
ADT156AK*	2,926	115/1/60	15	15	61.5	76
ADT156BK	2,973	208-230/1/60	15	15	61.5	76
ADT156MK	3,424	460/1/60	15	15	61.5	76
ADT180AK*	3,382	115/1/60	15	15	61.5	82
ADT180BK	3,428	208-230/1/60	15	15	61.5	82
ADT180MK	3,878	460/1/60	15	15	61.5	82
ADT208AK*	3,777	115/1/60	15	15	77.5	94
ADT208BK	4,077	208-230/1/60	15	15	77.5	94
ADT208MK	4,679	460/1/60	15	15	77.5	94
ADT260AK*	4,694	115/1/60	15	15	93.5	204
ADT260BK	5,069	208-230/1/60	15	15	93.5	204
ADT260MK	5,818	460/1/60	15	15	93.5	204
ADT312AK*	5,331	115/1/60	15	15	109.5	234
ADT312BK	5,756	208-230/1/60	15	15	109.5	234
ADT312MK	6,658	460/1/60	15	15	109.5	234
ADT370AK*	6,237	115/1/60	15	15	109.5	234
ADT370BK	6,628	208-230/1/60	15	15	109.5	234
ADT370MK	7,531	460/1/60	15	15	109.5	234

* Model numbers are normally in stock.

Walk-in Evaporators – Low Profiles (Coolers and Freezers)

Nomenclature Example:

LET	040	B	K
Model Family	Capacity	Electric Code	Vintage Revision
	x 100 = BTUH (10°F TD)	B = 208-230/1/60 C = 208-230/3/60 M = 460/1/60	

FAMILY

LET/LLE

Low or Medium Temperature Low Profile Walk-in Evaporator with Electric Defrost (6 FPI)



- Design features easy front access to both electrical and refrigeration components
- Textured aluminum cabinets
- Design optimizes space for easier installation and servicing
- Beacon II™ compatible
- Liquid-line solenoid wire harness comes standard on unit
- Drain pan design features large drain line fitting (3/4" MPT) for better drainage, located on back of the unit
- Schrader valve on suction header
- Fixed defrost termination/fan delay switch and heater limit switch
- UL-listed, UL-listed for Canada, and meets NSF standards

Model	List Price (\$US)	Voltage	Net Dimensions (in.)			Approx. Ship Wt. (lbs.)
			Height	Depth	Length	
LET035BK	1,788	208-230/1/60	15	15	29.5	40
LET035CK	1,887	208-230/3/60	15	15	29.5	40
LET035MK	2,036	460/1/60	15	15	29.5	40
LET040BK*	1,891	208-230/1/60	15	15	29.5	40
LET040CK	1,955	208-230/3/60	15	15	29.5	40
LET040MK	2,105	460/1/60	15	15	29.5	40
LET047BK*	2,129	208-230/1/60	15	15	29.5	42
LET047CK	2,268	208-230/3/60	15	15	29.5	42
LET047MK	2,418	460/1/60	15	15	29.5	42
LET065BK*	2,540	208-230/1/60	15	15	45.5	58
LET065CK	2,777	208-230/3/60	15	15	45.5	58
LET065MK	3,076	460/1/60	15	15	45.5	58
LET075BK*	2,667	208-230/1/60	15	15	45.5	64
LET075CK	2,856	208-230/3/60	15	15	45.5	64
LET075MK	3,157	460/1/60	15	15	45.5	64
LET090BK*	2,867	208-230/1/60	15	15	45.5	64
LET090CK	3,104	208-230/3/60	15	15	45.5	64
LET090MK	3,406	460/1/60	15	15	45.5	64
LET120BK*	3,585	208-230/1/60	15	15	61.5	80
LET120CK	3,821	208-230/3/60	15	15	61.5	80
LET120MK	4,271	460/1/60	15	15	61.5	80
LET140BK*	4,189	208-230/1/60	15	15	61.5	84
LET140CK	4,443	208-230/3/60	15	15	61.5	84
LET140MK	4,895	460/1/60	15	15	61.5	84
LET160BK*	4,777	208-230/1/60	15	15	77.5	104
LET160CK	5,012	208-230/3/60	15	15	77.5	104
LET160MK	5,614	460/1/60	15	15	77.5	104
LET180BK*	5,407	208-230/1/60	15	15	77.5	108
LET180CK	5,714	208-230/3/60	15	15	77.5	108
LET180MK	6,314	460/1/60	15	15	77.5	108
LET200BK*	6,087	208-230/1/60	15	15	93.5	204
LET200CK*	6,324	208-230/3/60	15	15	93.5	204
LET200MK	7,075	460/1/60	15	15	93.5	204
LET240BK*	6,865	208-230/1/60	15	15	109.5	234
LET240CK*	7,103	208-230/3/60	15	15	109.5	234
LET240MK	8,005	460/1/60	15	15	109.5	234
LET280BK*	7,921	208-230/1/60	15	15	109.5	234
LET280CK	8,283	208-230/3/60	15	15	109.5	234
LET280MK	9,183	460/1/60	15	15	109.5	234

Low or Medium Temperature Low Profile Walk-in Evaporator with Electric Defrost (4 FPI)

LLE041BK	1,717	208-230/1/60	15	15	29.5	42
LLE041CK	1,821	208-230/3/60	15	15	29.5	42
LLE041MK	1,970	460/1/60	15	15	29.5	42
LLE068BK	2,798	208-230/1/60	15	15	45.5	64
LLE068CK	2,936	208-230/3/60	15	15	45.5	64
LLE068MK	3,086	460/1/60	15	15	45.5	64
LLE080BK	3,046	208-230/1/60	15	15	45.5	64
LLE080CK	3,148	208-230/3/60	15	15	45.5	64
LLE080MK	3,298	460/1/60	15	15	45.5	64
LLE102BK*	3,546	208-230/1/60	15	15	61.5	80
LLE102CK	3,782	208-230/3/60	15	15	61.5	80
LLE102MK	4,235	460/1/60	15	15	61.5	80
LLE136BK*	4,681	208-230/1/60	15	15	77.5	104
LLE136CK	4,922	208-230/3/60	15	15	77.5	104
LLE136MK	5,521	460/1/60	15	15	77.5	104
LLE170BK	5,931	208-230/1/60	15	15	93.5	204
LLE170CK	6,167	208-230/3/60	15	15	93.5	204
LLE170MK	6,920	460/1/60	15	15	93.5	204
LLE204BK	6,694	208-230/1/60	15	15	109.5	234
LLE204CK	6,944	208-230/3/60	15	15	109.5	234
LLE204MK	7,847	460/1/60	15	15	109.5	234
LLE235BK	7,756	208-230/1/60	15	15	109.5	234
LLE235CK	8,055	208-230/3/60	15	15	109.5	234
LLE235MK	8,958	460/1/60	15	15	109.5	234

Energy Solutions



PSC & EC Motors Available

NOTE:

- PSC motors standard on 460V models (no adder necessary)
- All 50Hz models require PSC motors

For ordering information see page 25.

* Model numbers are normally in stock.

Walk-in Evaporators – Low Profiles (Coolers and Freezers)

Nomenclature Example:

HGT	065	A	K
Model Family	Capacity	Electric Code	Vintage Revision
	x 100 = BTUH (10°F TD)	A = 115/1/60 B = 208-230/1/60 M = 460/1/60	

FAMILY

HGT

Low or Medium Temperature Low Profile Walk-in Evaporator with Hot Gas Defrost (6 FPI)



- Design features easy front access to both electrical and refrigeration components
- Textured aluminum cabinets
- Design optimizes space for easier installation and servicing
- Liquid-line solenoid wire harness comes standard on unit
- Drain pan design features large drain line fitting (3/4" MPT) for better drainage, located on back of the unit
- Schrader valve on suction header
- Adjustable defrost termination/fan delay
- For mounted and shipped-loose hot gas kits, see hot gas options
- Insulated drain pan is required for hot gas pans operating at zero degree (0°F) and below
- UL-listed, UL-listed for Canada, and meets NSF standards

Model	List Price (\$US)	Voltage	Net Dimensions (in.)			Approx. Ship Wt. (lbs.)
			Height	Depth	Length	
HGT035AK	1,722	115/1/60	15	15	29.5	40
HGT035BK	1,768	208-230/1/60	15	15	29.5	40
HGT035MK	1,921	460/1/60	15	15	29.5	40
HGT040AK	1,865	115/1/60	15	15	29.5	40
HGT040BK	1,918	208-230/1/60	15	15	29.5	40
HGT040MK	2,069	460/1/60	15	15	29.5	40
HGT047AK	2,162	115/1/60	15	15	29.5	42
HGT047BK	2,222	208-230/1/60	15	15	29.5	42
HGT047MK	2,376	460/1/60	15	15	29.5	42
HGT065AK	2,432	115/1/60	15	15	45.5	58
HGT065BK	2,626	208-230/1/60	15	15	45.5	58
HGT065MK	2,933	460/1/60	15	15	45.5	58
HGT075AK	2,720	115/1/60	15	15	45.5	64
HGT075BK	2,914	208-230/1/60	15	15	45.5	64
HGT075MK	3,220	460/1/60	15	15	45.5	64
HGT090AK	3,031	115/1/60	15	15	45.5	64
HGT090BK	3,272	208-230/1/60	15	15	45.5	64
HGT090MK	3,580	460/1/60	15	15	45.5	64
HGT120AK	3,509	115/1/60	15	15	61.5	80
HGT120BK	3,788	208-230/1/60	15	15	61.5	80
HGT120MK	4,246	460/1/60	15	15	61.5	80
HGT140AK	4,232	115/1/60	15	15	61.5	84
HGT140BK	4,415	115/1/60	15	15	61.5	84
HGT140MK	4,874	460/1/60	15	15	61.5	84
HGT160AK	4,507	115/1/60	15	15	77.5	104
HGT160BK	4,868	208-230/1/60	15	15	77.5	104
HGT160MK	5,484	460/1/60	15	15	77.5	104
HGT180AK	5,203	115/1/60	15	15	77.5	108
HGT180BK	5,678	208-230/1/60	15	15	77.5	108
HGT180MK	6,290	460/1/60	15	15	77.5	108
HGT200AK	5,375	115/1/60	15	15	93.5	204
HGT200BK	5,804	208-230/1/60	15	15	93.5	204
HGT200MK	6,570	460/1/60	15	15	93.5	204
HGT240AK	6,348	115/1/60	15	15	109.5	234
HGT240BK	6,952	208-230/1/60	15	15	109.5	234
HGT240MK	7,875	460/1/60	15	15	109.5	234
HGT280AK	7,396	115/1/60	15	15	109.5	234
HGT280BK	8,120	208-230/1/60	15	15	109.5	234
HGT280MK	9,043	460/1/60	15	15	109.5	234

Low or Medium Temperature Low Profile Walk-in Evaporator with Hot Gas Defrost (4 FPI)

HGT041AK	1,806	115/1/60	15	15	29.5	42
HGT041BK	1,858	208-230/1/60	15	15	29.5	42
HGT041MK	1,976	460/1/60	15	15	29.5	42
HGT068AK	2,905	115/1/60	15	15	45.5	64
HGT068BK	2,994	208-230/1/60	15	15	45.5	64
HGT068MK	3,224	460/1/60	15	15	45.5	64
HGT080AK	3,108	115/1/60	15	15	45.5	64
HGT080BK	3,213	208-230/1/60	15	15	45.5	64
HGT080MK	3,441	460/1/60	15	15	45.5	64
HGT102AK	3,430	115/1/60	15	15	61.5	80
HGT102BK	3,706	208-230/1/60	15	15	61.5	80
HGT102MK	4,052	460/1/60	15	15	61.5	80
HGT136AK	4,454	115/1/60	15	15	77.5	104
HGT136BK	4,807	208-230/1/60	15	15	77.5	104
HGT136MK	5,263	460/1/60	15	15	77.5	104
HGT170AK	5,488	115/1/60	15	15	93.5	204
HGT170BK	5,922	208-230/1/60	15	15	93.5	204
HGT170MK	6,495	460/1/60	15	15	93.5	204
HGT204AK	6,382	115/1/60	15	15	109.5	234
HGT204BK	6,889	115/1/60	15	15	109.5	234
HGT204MK	7,575	460/1/60	15	15	109.5	234
HGT235AK	7,413	115/1/60	15	15	109.5	234
HGT235BK	8,030	208-230/1/60	15	15	109.5	234
HGT235MK	8,716	460/1/60	15	15	109.5	234

Energy Solutions

PSC & EC Motors Available

NOTE:

- PSC motors standard on 460V models (no adder necessary)
- All 50Hz models require PSC motors

For ordering information see page 25

Walk-in Evaporators – Low Velocity (Coolers)

Nomenclature Example:


LO	070	A	E
Model Family	Capacity	Electric Code	Vintage Revision
	x 100 = BTUH (10°F TD)	A = 115/1/60 B = 208-230/1/60	

FAMILY

LO/LOD/LOG



ALSO CLASSIFIED AS A COMPONENT IN ACCORDANCE WITH NSF 7 - 1999



- Smooth prepainted white aluminum cabinet
- Ceiling-mount with low air velocity fans on each end
- Air flows from coil on each side for comfort
- Thermal overload protected motors are resiliently mounted inside the unit to assure minimum noise level
- TXV drip pan supplied for NSF requirements
- Optional PSC motors for high efficiency on models 070 through 170. PSC motors standard on models above 170
- UL-listed, UL-listed for Canada and meets NSF standards

LOD Units:

- Easy access coil defrost heaters mount on bottom of coil
- LOD and LOG models come with fixed and mounted defrost termination control

LOG Units:

- See hot gas options for shipped-loose hot gas kits
- Electric drain pan only




PSC & EC Motors Available

NOTE:

- PSC motors standard on 460V models (no adder necessary)
- All 50Hz models require PSC motors

For ordering information see page 25.

High or Medium Temperature Low Velocity Walk-in Unit Coolers with Air Defrost (6 FPI)

Model	List Price (\$US)	Voltage	Net Dimensions (in.)			Approx. Ship Wt. (lbs.)
			Height	Depth	Length	
LO070AE	3,895	115/1/60	14.0	23.25	83	230
LO070BE	4,053	208-230/1/60	14.0	23.25	83	230
LO087AE	4,127	115/1/60	14.0	23.25	83	230
LO087BE	4,280	208-230/1/60	14.0	23.25	83	230
LO118AE	5,044	115/1/60	14.5	23.25	111	310
LO118BE	5,198	208-230/1/60	14.5	23.25	111	310
LO125AE	5,416	115/1/60	14.5	23.25	111	310
LO125BE	5,572	208-230/1/60	14.5	23.25	111	310
LO150AE	5,783	115/1/60	16.0	23.25	114	315
LO150BE	5,944	208-230/1/60	16.0	23.25	114	315
LO165AE	6,486	115/1/60	16.0	23.25	114	315
LO165BE	6,642	208-230/1/60	16.0	23.25	114	315
LO189AE	7,192	115/1/60	16.5	23.25	134	380
LO189BE	7,342	208-230/1/60	16.5	23.25	134	380
LO225AE	7,864	115/1/60	16.5	23.25	153	430
LO225BE	8,019	208-230/1/60	16.5	23.25	153	430
LO266AE	8,543	115/1/60	20.0	28.25	158	490
LO266BE	8,696	208-230/1/60	20.0	28.25	158	490

28°-34° F Medium Temperature Low Velocity Walk-in Unit Coolers with Electric Defrost

LOD070BE	4,343	208-230/1/60	14.0	23.25	83	250
LOD087BE	4,933	208-230/1/60	14.0	23.25	83	260
LOD118BE	6,318	208-230/1/60	14.5	23.25	111	290
LOD125BE	6,514	208-230/1/60	14.5	23.25	111	310
LOD150BE	6,685	208-230/1/60	16.0	23.25	114	320
LOD165BE	7,879	208-230/1/60	16.0	23.25	114	330
LOD189BE	8,289	208-230/1/60	16.5	23.25	134	400
LOD225BE	9,322	208-230/1/60	16.5	23.25	153	450
LOD266BE	9,859	208-230/1/60	20.0	28.25	158	480

28°-34° F Medium Temperature Low Velocity Walk-in Unit Coolers with Hot Gas Defrost

LOG070AE	4,254	115/1/60	14.0	23.25	83	250
LOG070BE	4,409	208-230/1/60	14.0	23.25	83	250
LOG087AE	4,840	115/1/60	14.0	23.25	83	260
LOG087BE	4,994	208-230/1/60	14.0	23.25	83	260
LOG118AE	6,224	115/1/60	14.5	23.25	111	290
LOG118BE	6,377	208-230/1/60	14.5	23.25	111	290
LOG125AE	6,419	115/1/60	14.5	23.25	111	318
LOG125BE	6,573	208-230/1/60	14.5	23.25	111	318
LOG150AE	6,596	115/1/60	16.0	23.25	114	320
LOG150BE	6,749	208-230/1/60	16.0	23.25	114	320
LOG165AE	7,781	115/1/60	16.0	23.25	114	330
LOG165BE	7,942	208-230/1/60	16.0	23.25	114	330
LOG189AE	8,195	115/1/60	16.5	23.25	134	400
LOG189BE	8,350	208-230/1/60	16.5	23.25	134	400
LOG225AE	9,228	115/1/60	16.5	23.25	153	450
LOG225BE	9,385	208-230/1/60	16.5	23.25	153	450
LOG266AE	9,764	115/1/60	20.0	28.25	158	480
LOG266BE	9,922	208-230/1/60	20.0	28.25	158	480

Walk-in Evaporators – Low Velocity Center Mounts (Coolers)

Nomenclature Example:

WK	050	A	C
Model Family	Capacity	Electric Code	Vintage Revision
	x 100 = BTUH (10°F TD)	A = 115/1/60 B = 208-230/1/60	

FAMILY

WK/WKE/WKG



ALSO CLASSIFIED
AS A COMPONENT
IN ACCORDANCE
WITH NSF 7 - 1999

- Unit designed to be mounted flush to the ceiling or suspended by rods
- Air is pulled through the bottom and blows out through the coil sides
- Textured aluminum cabinet
- Beacon II™ compatible on WK and WKE
- UL-listed, UL-listed for Canada and meets NSF standards

WK & WKG Units:

- Double drain pan eliminates drain pan sweating

WKE Units:

- Fixed defrost termination switch standard

WKG Units:

- Hot gas defrost coils come with a shipped-loose adjustable fan delay and defrost termination control
- Electric drain pan only
- Hot gas kits available




PSC & EC Motors Available

NOTE:

- PSC motors standard on 460V models (no adder necessary)
- All 50Hz models require PSC motors

High or Medium Temperature Low Velocity Walk-in Unit Coolers with Air Defrost

Model	List Price (\$US)	Voltage	Net Dimensions (in.)			Approx. Ship Wt. (lbs.)
			Height	Depth	Length	
WK050AC*	2,894	115/1/60	9	29	54	144
WK050BC	3,064	208-230/1/60	9	29	54	144
WK075AC*	3,403	115/1/60	9	29	75	182
WK075BC	3,605	208-230/1/60	9	29	75	182
WK100AC*	3,921	115/1/60	11	29	75	208
WK100BC	4,155	208-230/1/60	11	29	75	208
WK130AC*	4,678	115/1/60	15	29	75	234
WK130BC	4,961	208-230/1/60	15	29	75	234
WK155AC*	5,302	115/1/60	15	29	75	246
WK155BC	5,619	208-230/1/60	15	29	75	246
WK180AC*	6,319	115/1/60	15	29	75	246
WK180BC	6,697	208-230/1/60	15	29	76	246
WK210AC*	6,966	115/1/60	15	29	98	306
WK210BC	7,387	208-230/1/60	15	29	98	306
WK270AC*	7,752	115/1/60	15	29	98	321
WK270BC	8,216	208-230/1/60	15	29	98	321
WK340AC*	9,984	115/1/60	15	29	120	377
WK340BC	10,581	208-230/1/60	15	29	120	377

24°-34° F Medium Temperature Low Velocity Walk-in Unit Coolers with Electric Defrost

WKE050BC	3,438	208-230/1/60	9	29	54	148
WKE075BC	4,042	208-230/1/60	9	29	76	182
WKE100BC	4,666	208-230/1/60	11	29	76	216
WKE130BC	5,565	208-230/1/60	15	29	76	247
WKE155BC	6,310	208-230/1/60	15	29	76	243
WKE180BC	7,516	208-230/1/60	15	29	76	255
WKE210BC	8,290	208-230/1/60	15	29	98	310
WKE270BC	9,222	208-230/1/60	15	29	98	316
WKE340BC	11,881	208-230/1/60	15	29	120	394

24°-34° F Medium Temperature Low Velocity Walk-in Unit Coolers with Hot Gas Defrost

WKG100AC	4,174	115/1/60	11	29	76	214
WKG100BC	4,425	208-230/1/60	11	29	76	214
WKG130AC	5,426	115/1/60	15	29	76	240
WKG130BC	5,751	208-230/1/60	15	29	76	240
WKG155AC	6,150	115/1/60	15	29	76	255
WKG155BC	6,520	208-230/1/60	15	29	76	255
WKG180AC	7,328	115/1/60	15	29	76	258
WKG180BC	7,768	208-230/1/60	15	29	76	258
WKG210AC	8,085	115/1/60	15	29	98	315
WKG210BC	8,564	208-230/1/60	15	29	98	315
WKG270AC	8,991	115/1/60	15	29	98	335
WKG270BC	9,531	208-230/1/60	15	29	98	335
WKG340AC	11,582	115/1/60	15	29	120	390
WKG340BC	12,275	208-230/1/60	15	29	120	390

* Model numbers are normally in stock.

For ordering information see page 25.

Walk-in Evaporators – Dual Flow Center Mounts (Coolers and Freezers)

Nomenclature Example:

SM	052	A	E
Model Family	Capacity	Electric Code	Vintage Revision
	x 100 = BTUH (10°F TD)	A = 115/1/60 B = 208-230/1/60 For HR { 0 = 115/1/60 1 = 208-230/1/60	HR = No Vintage


FAMILY

SM/SME

High or Medium Temperature Dual Flow Walk-in Unit Coolers with Air Defrost



ALSO CLASSIFIED AS A COMPONENT IN ACCORDANCE WITH NSF 7 - 1999



- Flush mount design
- Air is pulled through the bottom and blows out through the coil sides
- Textured aluminum cabinet
- PVC coated steel wire fan guards
- Hinged outer drain pan eliminates drain pan sweating
- Access panels at each end
- Beacon II™ compatible
- PSC motors available
- All 50 Hz must use PSC motors
- UL-listed, UL-listed for Canada and meets NSF standards

SME Units:

- Adjustable defrost termination with fan delay control and heater limit switch

Model	List Price (\$US)	Voltage	Net Dimensions (in.)			Approx. Ship Wt. (lbs.)
			Height	Depth	Length	
SM052AE*	1,843	115/1/60	8.75	29	31.5	120
SM052BE	1,990	208-230/1/60	8.75	29	31.5	120
SM076AE*	2,247	115/1/60	8.75	29	53.5	142
SM076BE	2,424	208-230/1/60	8.75	29	53.5	142
SM090AE*	2,536	115/1/60	8.75	29	53.5	144
SM090BE	2,712	208-230/1/60	8.75	29	53.5	144
SM102AE*	2,809	115/1/60	8.75	29	53.5	146
SM102BE	2,987	208-230/1/60	8.75	29	53.5	146
SM108AE*	2,923	115/1/60	8.75	29	75.5	155
SM108BE	3,139	208-230/1/60	8.75	29	75.5	155
SM134AE*	3,379	115/1/60	8.75	29	75.5	168
SM134BE	3,586	208-230/1/60	8.75	29	75.5	168
SM156AE*	3,803	115/1/60	8.75	29	75.5	171
SM156BE	4,011	208-230/1/60	8.75	29	75.5	171
SM179AE*	4,197	115/1/60	8.75	29	97.5	230
SM179BE	4,438	208-230/1/60	8.75	29	97.5	230
SM208AE*	4,712	115/1/60	8.75	29	97.5	223
SM208BE	4,960	208-230/1/60	8.75	29	97.5	223
SM249AE*	5,734	115/1/60	8.75	29	119.5	290
SM249BE	6,006	208-230/1/60	8.75	29	119.5	290

Medium or Low Temperature Dual Flow Walk-in Unit Coolers with Electric Defrost

SME040BE*	2,522	208-230/1/60	8.75	29	31.5	116
SME054BE*	3,189	208-230/1/60	8.75	29	53.5	144
SME065BE*	3,323	208-230/1/60	8.75	29	53.5	156
SME090BE*	4,022	208-230/1/60	8.75	29	75.5	190
SME130BE*	4,494	208-230/1/60	8.75	29	75.5	198
SME174BE*	5,790	208-230/1/60	8.75	29	97.5	249

* Model numbers are normally in stock.

FAMILY

HR

Half-Round Radial Aire Walk-in Unit Coolers with Air Defrost



- Unit design allows flush mounting
- Air enters through the bottom and blows out radially in a full 180 degree arc
- Textured aluminum cabinet
- PVC coated steel wire fan guards
- Fan panel is hinged to stationary drain pan
- TXV (not included) mounts inside cabinet and requires flare nut connection
- UL-listed, CSA certified and NSF approved

Model	List Price (\$US)	Voltage	Net Dimensions (in.)			Approx. Ship Wt. (lbs.)
			Height	Depth	Length	
HR0350*	2,313	115/1/60	6.75	23.25	35	58
HR0351	2,499	208-230/1/60	6.75	23.25	35	58
HR0430*	2,736	115/1/60	6.75	25.25	39	66
HR0431	2,954	208-230/1/60	6.75	25.25	39	66
HR0540*	2,886	115/1/60	8.25	25.25	39	72
HR0541	3,113	208-230/1/60	8.25	25.25	39	72
HR0690*	3,143	115/1/60	8.25	29.25	47	84
HR0691	3,388	208-230/1/60	8.25	29.25	47	84
HR0870*	3,943	115/1/60	9.75	29.25	47	90
HR0871	4,257	208-230/1/60	9.75	29.25	47	90
HR1080*	4,321	115/1/60	12.75	29.25	47	104
HR1081	4,665	208-230/1/60	12.75	29.25	47	104
HR1490*	5,495	115/1/60	12.75	30.75	50	122
HR1491	5,869	208-230/1/60	12.75	30.75	50	122
HR1800*	6,593	115/1/60	15.75	33.75	50	148
HR1801	6,974	208-230/1/60	15.75	33.75	50	148

* Model numbers are normally in stock.

Walk-in Evaporators – Medium Profiles (Coolers and Freezers)

Nomenclature Example:

BMA	130	A	A
Model Family	Capacity	Electric Code	Vintage Revision
	x 100 = BTUH (10°F TD)	A = 115/1/60 B = 208-230/1/60 M = 460/1/60 L = 575/1/60	


FAMILY
575 V Available

BMA

High or Medium Temperature Medium Profile Walk-in Unit Coolers with Air Defrost (6 FPI)



ALSO CLASSIFIED AS A COMPONENT IN ACCORDANCE WITH NSF 7 - 1999



- Textured aluminum cabinet
- Thermo-Flex™ coil design with extended 5-year warranty (See warranty page for details)
- Heavy plastic molded fan guards for extended air throw
- Liquid-line solenoid wiring harness for faster installation
- Schrader valve provided for suction pressure measurement
- Beacon II™ compatible
- UL-listed, UL-listed for Canada and meets NSF standards

Model	List Price (\$US)	Voltage	Net Dimensions (in.)			Approx. Ship Wt. (lbs.)
			Height	Depth	Length	
BMA130AA	3,276	115/1/60	25	23	39.5	137
BMA130BA	3,336	208-230/1/60	25	23	39.5	137
BMA130MA	3,505	460/1/60	25	23	39.5	137
BMA130LA	3,574	575/1/60	25	23	39.5	137
BMA155AA	3,879	115/1/60	25	23	39.5	147
BMA155BA	3,933	208-230/1/60	25	23	39.5	147
BMA155MA	4,105	460/1/60	25	23	39.5	147
BMA155LA	4,187	575/1/60	25	23	39.5	147
BMA245AA*	5,479	115/1/60	25	23	67.5	236
BMA245BAF*	5,591	208-230/1/60	25	23	67.5	236
BMA245MA	5,933	460/1/60	25	23	67.5	236
BMA245LA	6,051	575/1/60	25	23	67.5	236
BMA300AA	7,004	115/1/60	25	23	67.5	256
BMA300BA*	7,117	208-230/1/60	25	23	67.5	256
BMA300MA	7,458	460/1/60	25	23	67.5	256
BMA300LA	7,609	575/1/60	25	23	67.5	256
BMA365AA	8,611	115/1/60	25	23	95.5	321
BMA365BA*	8,785	208-230/1/60	25	23	95.5	321
BMA365MA	9,290	460/1/60	25	23	95.5	321
BMA365LA	9,474	575/1/60	25	23	95.5	321
BMA450AA	10,330	115/1/60	25	23	95.5	330
BMA450BA*	10,506	208-230/1/60	25	23	95.5	330
BMA450MA	11,013	460/1/60	25	23	95.5	330
BMA450LA	11,234	575/1/60	25	23	95.5	330
BMA510AA	12,002	115/1/60	25	23	123.5	400
BMA510BA*	12,231	208-230/1/60	25	23	123.5	400
BMA510MA	12,907	460/1/60	25	23	123.5	400
BMA510LA	13,166	575/1/60	25	23	123.5	400
BMA600AA	12,751	115/1/60	25	23	123.5	418
BMA600BA	12,983	208-230/1/60	25	23	123.5	418
BMA600MA	13,659	460/1/60	25	23	123.5	418
BMA600LA	13,931	575/1/60	25	23	123.5	418
BMA710BA*	14,722	208-230/1/60	25	20	139.0	478
BMA710MA	15,568	460/1/60	25	20	139.0	478
BMA710LA	15,879	575/1/60	25	20	139.0	478

* Model numbers are normally in stock.

NOTE: BMA710AA is not available (115/1/60).

Energy Solutions



EC Motors Available

NOTE:

- PSC motors standard on medium profile units

For ordering information see page 26.

Walk-in Evaporators – Medium Profiles (Coolers and Freezers)

Nomenclature Example:

BME	101	B	A
Model Family	Capacity	Electric Code	Vintage Revision
	x 100 = BTUH (10°F TD)	B = 208-230/1/60 C = 208-230/3/60 D = 460/3/60 M = 460/1/60 E = 575/3/60	


FAMILY
575 V Available

BME

Medium & Low Temperature Medium Profile Walk-in Unit Coolers with Electric Defrost (6 FPI)



ALSO CLASSIFIED AS A COMPONENT IN ACCORDANCE WITH NSF 7 - 1999



BME Units:

- Textured aluminum cabinet
- Thermo-Flex™ coil design with extended 5-year warranty (see warranty page for details)
- Heavy plastic molded fan guards for extended air flow
- Liquid-line solenoid wiring harness for faster installation
- Schrader valve provided for suction pressure measurement
- Fixed defrost termination and fan delay control with heater limit switch
- Beacon II™ compatible
- UL-listed, UL-listed for Canada and meets NSF standards

Model	List Price (\$US)	Voltage	Net Dimensions (in.)			Approx. Ship Wt. (lbs.)
			Height	Depth	Length	
BME101BA	3,983	208-230/1/60	25	23	39.5	153
BME101CA	3,983	208-230/3/60	25	23	39.5	153
BME101MA	4,223	460/1/60	25	23	39.5	153
BME101DA	4,223	460/3/60	25	23	39.5	153
BME101EA	4,310	575/3/60	25	23	39.5	153
BME140BA*	4,717	208-230/1/60	25	23	39.5	163
BME140CA	4,717	208-230/3/60	25	23	39.5	163
BME140MA	4,956	460/1/60	25	23	39.5	163
BME140DA	4,956	460/3/60	25	23	39.5	163
BME140EA	5,053	575/3/60	25	23	39.5	163
BME190BA*	6,347	208-230/1/60	25	23	67.5	232
BME190CA	6,347	208-230/3/60	25	23	67.5	232
BME190MA	6,818	460/1/60	25	23	67.5	232
BME190DA	6,818	460/3/60	25	23	67.5	232
BME190EA	6,954	575/3/60	25	23	67.5	232
BME260BA*	8,708	208-230/1/60	25	23	67.5	284
BME260CA*	8,708	208-230/3/60	25	23	67.5	284
BME260MA	9,182	460/1/60	25	23	67.5	284
BME260DA	9,182	460/3/60	25	23	67.5	284
BME260EA	9,367	575/3/60	25	23	67.5	284
BME310BA	9,410	208-230/1/60	25	23	95.5	332
BME310CA*	9,410	208-230/3/60	25	23	95.5	332
BME310MA	10,117	460/1/60	25	23	95.5	332
BME310DA	10,117	460/3/60	25	23	93.5	332
BME310EA	10,320	575/3/60	25	23	93.5	332
BME390BA*	11,543	208-230/1/60	25	23	95.5	346
BME390CA*	11,543	208-230/3/60	25	23	95.5	346
BME390MA	12,252	460/1/60	25	23	95.5	346
BME390DA	12,252	460/3/60	25	23	95.5	346
BME390EA	12,497	575/3/60	25	23	95.5	346
BME430CA	12,557	208-230/3/60	25	23	123.5	424
BME430MA	13,502	460/1/60	25	23	123.5	424
BME430DA	13,502	460/3/60	25	23	123.5	424
BME430EA	13,775	575/3/60	25	23	123.5	424
BME520CA*	14,243	208-230/3/60	25	23	123.5	439
BME520MA	15,188	460/1/60	25	23	123.5	439
BME520DA	15,188	460/3/60	25	23	123.5	439
BME520EA	15,491	575/3/60	25	23	123.5	439
BME620CA*	15,307	208-230/3/60	25	23	139.0	518
BME620MA	16,489	460/1/60	25	23	139.0	518
BME620DA	16,489	460/3/60	25	23	139.0	518
BME620EA	16,820	575/3/60	25	23	139.0	518

* Model numbers are normally in stock.



EC Motors Available

NOTE:

- PSC motors standard on medium profile units

For ordering information see page 26.

Walk-in Evaporators – Medium Profiles (Coolers and Freezers)


Nomenclature Example:

BML	100	B	A
Model Family	Capacity	Electric Code	Vintage Revision
	x 100 = BTUH (10°F TD)	B = 208-230/1/60 C = 208-230/3/60 D = 460/3/60 M = 460/1/60 E = 575/3/60	

FAMILY **575 V Available** BML Medium & Low Temperature Medium Profile Walk-in Unit Coolers with Electric Defrost (4 FPI)



ALSO CLASSIFIED AS A COMPONENT IN ACCORDANCE WITH NSF 7 - 1999



BML Units:

- Textured aluminum cabinet
- Thermo-Flex™ coil design with extended 5-year warranty. See warranty page for details
- Heavy plastic molded fan guards for extended air throw
- Liquid-line solenoid wiring harness for faster installation
- Schrader valve provided for suction pressure measurement
- Fixed defrost termination and fan delay control with heater limit switch
- Beacon II™ compatible
- UL-listed, UL-listed for Canada and meets NSF standards

Model	List Price (\$US)	Voltage	Net Dimensions (in.)			Approx. Ship Wt. (lbs.)
			Height	Depth	Length	
BML100BA	4,136	208-230/1/60	25	23	39.5	171
BML100CA	4,136	208-230/3/60	25	23	39.5	171
BML100MA	4,371	460/1/60	25	23	39.5	171
BML100DA	4,371	460/3/60	25	23	39.5	171
BML100EA	4,460	575/3/60	25	23	39.5	171
BML165BA	5,715	208-230/1/60	25	23	67.5	240
BML165CA	5,715	208-230/3/60	25	23	67.5	240
BML165MA	6,188	460/1/60	25	23	67.5	240
BML165DA	6,188	460/3/60	25	23	67.5	240
BML165EA	6,310	575/3/60	25	23	67.5	240
BML220BA	7,837	208-230/1/60	25	23	67.5	264
BML220CA	7,837	208-230/3/60	25	23	67.5	264
BML220MA	8,312	460/1/60	25	23	67.5	264
BML220DA	8,312	460/3/60	25	23	67.5	264
BML220EA	8,478	575/3/60	25	23	67.5	264
BML250BA	8,364	208-230/1/60	25	23	95.5	340
BML250CA	8,364	208-230/3/60	25	23	95.5	340
BML250MA	8,835	460/1/60	25	23	95.5	340
BML250DA	8,835	460/3/60	25	23	95.5	340
BML250EA	9,011	575/3/60	25	23	95.5	340
BML330BA	11,081	208-230/1/60	25	23	95.5	371
BML330CA	11,081	208-230/3/60	25	23	95.5	371
BML330MA	11,792	460/1/60	25	23	95.5	371
BML330DA	11,792	460/3/60	25	23	95.5	371
BML330EA	12,028	575/3/60	25	23	95.5	371
BML370CA	12,055	208-230/3/60	25	23	123.5	428
BML370MA	12,999	460/1/60	25	23	123.5	428
BML370DA	12,999	460/3/60	25	23	123.5	428
BML370EA	13,260	575/3/60	25	23	123.5	428
BML440CA	13,641	208-230/3/60	25	23	123.5	475
BML440MA	14,585	460/1/60	25	23	123.5	475
BML440DA	14,585	460/3/60	25	23	123.5	475
BML440EA	14,876	575/3/60	25	23	123.5	475
BML530CA	14,695	208-230/3/60	25	23	139.0	527
BML530MA	15,877	460/1/60	25	23	139.0	527
BML530DA	15,877	460/3/60	25	23	139.0	527
BML530EA	16,192	575/3/60	25	23	139.0	527




NOTE:

- PSC motors standard on medium profile units

For ordering information see page 26.

Walk-in Evaporators – Medium Profiles (Coolers and Freezers)


Nomenclature Example:

BMG	190	A	A
Model Family	Capacity	Electric Code	Vintage Revision
	x 100 = BTUH (10°F TD)	A = 115/1/60 B = 208-230/1/60 M = 460/1/60 L = 575/1/60	

FAMILY
575 V Available **BMG/BMF**



ALSO CLASSIFIED
AS A COMPONENT
IN ACCORDANCE
WITH NSF 7 - 1999



- Textured aluminum cabinet
- Thermo-Flex™ coil design with extended 5-year warranty (see warranty page for details)
- Heavy plastic molded fan guards
- Liquid-line solenoid wiring harness for faster installation
- Schrader valve provided for suction pressure measurement
- Adjustable defrost termination and fan delay control
- Hot gas defrost options for mounted and/or shipped-loose piping kits
- Standard electric drain pan heaters
- Hot gas drain pan loop is optional
- UL-listed, UL-listed for Canada and meets NSF standards

Medium & Low Temperature Medium Profile Walk-in Unit Coolers with Hot Gas Defrost (6 FPI)

Model	List Price (\$US)	Voltage	Net Dimensions (in.)			Approx. Ship Wt. (lbs.)
			Height	Depth	Length	
BMG190AA	5,871	115/1/60	25	23	67.5	288
BMG190BA	5,989	208-230/1/60	25	23	67.5	288
BMG190MA	6,472	460/1/60	25	23	67.5	288
BMG190LA	6,601	575/1/60	25	23	67.5	288
BMG260AA	8,040	115/1/60	25	23	67.5	303
BMG260BA	8,217	208-230/1/60	25	23	67.5	303
BMG260MA	8,699	460/1/60	25	23	67.5	303
BMG260LA	8,872	575/1/60	25	23	67.5	303
BMG310AA	8,700	115/1/60	25	23	95.5	347
BMG310BA	8,876	208-230/1/60	25	23	95.5	347
BMG310MA	9,600	460/1/60	25	23	95.5	347
BMG310LA	9,792	575/1/60	25	23	95.5	347
BMG390AA	10,716	115/1/60	25	23	95.5	374
BMG390BA	10,892	208-230/1/60	25	23	95.5	374
BMG390MA	11,630	460/1/60	25	23	95.5	374
BMG390LA	11,863	575/1/60	25	23	95.5	374
BMG430AA	11,612	115/1/60	25	23	123.5	450
BMG430BA	11,850	208-230/1/60	25	23	123.5	450
BMG430MA	12,811	460/1/60	25	23	123.5	450
BMG430LA	13,068	575/1/60	25	23	123.5	450
BMG520AA	13,200	115/1/60	25	23	123.5	485
BMG520BA	13,437	208-230/1/60	25	23	123.5	485
BMG520MA	14,401	460/1/60	25	23	123.5	485
BMG520LA	14,689	575/1/60	25	23	123.5	485

Medium & Low Temperature Medium Profile Walk-in Unit Coolers with Hot Gas Defrost (4 FPI)

BMF165AA	5,690	115/1/60	25	23	67.5	288
BMF165BA	5,808	208-230/1/60	25	23	67.5	288
BMF165MA	6,287	460/1/60	25	23	67.5	288
BMF165LA	6,414	575/1/60	25	23	67.5	288
BMF220AA	7,851	115/1/60	25	23	67.5	303
BMF220BA	7,970	208-230/1/60	25	23	67.5	303
BMF220MA	8,453	460/1/60	25	23	67.5	303
BMF220LA	8,623	575/1/60	25	23	67.5	303
BMF250AA	8,436	115/1/60	25	23	95.5	344
BMF250BA	8,609	208-230/1/60	25	23	95.5	344
BMF250MA	9,335	460/1/60	25	23	95.5	344
BMF250LA	9,521	575/1/60	25	23	95.5	344
BMF330AA	10,331	115/1/60	25	23	95.5	371
BMF330BA	10,510	208-230/1/60	25	23	95.5	371
BMF330MA	11,250	460/1/60	25	23	95.5	371
BMF330LA	11,474	575/1/60	25	23	95.5	371
BMF370AA	11,196	115/1/60	25	23	123.5	445
BMF370BA	11,434	208-230/1/60	25	23	123.5	445
BMF370MA	12,395	460/1/60	25	23	123.5	445
BMF370LA	12,644	575/1/60	25	23	123.5	445
BMF440AA	12,731	115/1/60	25	23	123.5	480
BMF440BA	12,969	208-230/1/60	25	23	123.5	480
BMF440MA	13,931	460/1/60	25	23	123.5	480
BMF440LA	14,211	575/1/60	25	23	123.5	480

Energy Solutions



EC Motors Available

NOTE:

- PSC motors standard on medium profile units

For ordering information see page 26.

Glycol Unit Coolers

Nomenclature Example:

ADT	G	400	A	H	K
Model Family	Glycol	Capacity	Electric Code	Motor Type	Vintage Revision
		x 100 = BTUH (10°F TD)	A = 115/1/60 B = 208-230/1/60 M = 460/1/60 E = 575/3/60	No H or E = Shaded Pole H = PSC Motor E = EC Motor	

FAMILY ADT/HGT Low Profile Glycol Unit Coolers



- Ideal for applications where a reduced refrigerant charge is desired
- Specially designed for use with environmentally friendly propylene glycol mixtures
- Available for medium temperature applications
- Available in air or warm fluid defrost
- Energy-efficient PSC Motors available as an option
- UL-listed, UL-listed for Canada and meets NSF standards

Model	List Price (\$US)							
	115/1/60			208-230/1/60			460/1/60	575/3/60
	Shaded Pole *= A	PSC *= AH	EC *= AE	Shaded Pole *= B	PSC *= BH	EC *= BE	PSC *= M	PSC *= E
ADTG0400*K	1,853	2,157	2,823	1,985	2,421	3,087	2,287	-
ADTG0475*K	2,004	2,308	2,974	2,036	2,372	3,038	2,337	-
ADTG0525*K	2,161	2,465	3,131	2,190	2,523	3,189	2,493	-
ADTG0725*K	2,968	3,424	4,423	3,016	3,520	4,519	3,466	-
ADTG0900*K	3,811	4,419	5,751	4,120	5,037	6,369	4,722	-
ADTG1000*K	4,915	5,675	7,340	5,290	6,425	8,090	6,039	-
ADTG1300*K	5,160	5,920	7,585	5,535	6,670	8,335	6,284	-
ADTG1475*K	5,597	6,509	8,507	6,022	7,359	9,357	6,924	-
HGTG0475*K	2,856	3,160	3,826	3,053	3,554	4,220	3,360	-
HGTG0525*K	3,182	3,486	4,152	3,425	3,972	4,638	3,731	-
HGTG0725*K	4,443	4,899	5,898	4,626	5,265	6,264	5,096	-
HGTG0900*K	4,733	5,341	6,673	5,094	6,063	7,395	5,710	-
HGTG1300*K	5,643	6,403	8,068	6,074	7,265	8,930	6,838	-
HGTG1475*K	6,665	7,577	9,575	7,269	8,785	13,783	8,192	-

FAMILY WKA Low Velocity Center Mount Glycol Unit Coolers



- Ideal for applications where a reduced refrigerant charge is desired
- Specially designed for use with environmentally friendly propylene glycol mixtures
- Available for medium temperature applications
- Available in air or warm fluid defrost
- Energy-efficient PSC Motors available as an option
- UL-listed, UL-listed for Canada and meets NSF standards

Model	List Price (\$US)							
	115/1/60			208-230/1/60			460/1/60	575/3/60
	Shaded Pole *= A	PSC *= AH	EC *= AE	Shaded Pole *= B	PSC *= BH	EC *= BE	PSC *= M	PSC *= E
WKAG0330*C	2,935	3,094	3,450	3,105	3,434	3,790	-	-
WKAG0425*C	3,573	3,732	4,088	3,775	4,136	4,492	-	-
WKAG0700*C	4,117	4,435	5,147	4,351	4,903	5,615	-	-
WKAG0875*C	5,328	5,646	6,358	5,611	6,212	6,924	-	-
WKAG0975*C	5,594	5,912	6,624	5,912	6,548	7,260	-	-
WKAG1025*C	6,843	7,320	8,388	7,221	8,076	9,144	-	-
WKAG1225*C	7,185	7,662	8,730	7,563	8,418	9,486	-	-
WKAG1450*C	7,938	8,574	9,998	8,402	9,502	10,926	-	-
WKAG1650*C	10,483	11,278	13,058	11,080	12,472	14,252	-	-
WKG0700*C	4,383	4,701	5,413	4,635	5,205	5,917	-	-
WKG0875*C	5,695	6,013	6,725	5,978	6,579	7,291	-	-
WKG0975*C	5,980	6,298	7,010	6,263	6,864	7,576	-	-
WKG1025*C	7,486	7,963	9,031	7,926	8,843	9,911	-	-
WKG1225*C	7,860	8,337	9,405	8,300	9,217	10,285	-	-
WKG1450*C	8,802	9,438	10,862	9,281	10,396	11,825	-	-
WKG1650*C	11,746	12,541	14,321	12,439	13,927	15,707	-	-

NOTES:

- Base price includes vent and drain valves.
- All Warm Defrost Evaporators (WKG, HGTG) have Fan Defrost Control included.
- Plastic fan guards are standard, except all Low Velocity Center Mount Evaporators.
- (WKAG), have wire fan guards standard.

Glycol Unit Coolers

Nomenclature Example:

BMA	G	900	A	H	A
Model Family	Glycol	Capacity	Electric Code	Motor Type	Vintage Revision
		x 100 = BTUH (10°F TD)	A = 115/1/60 B = 208-230/1/60 M = 460/1/60 E = 575/3/60	No H or E = Shaded Pole H = PSC Motor E = EC Motor	


FAMILY

BMA

Medium Profile Glycol Unit Coolers



ALSO CLASSIFIED AS A COMPONENT IN ACCORDANCE WITH NSF 7 - 1999



- Ideal for applications where a reduced refrigerant charge is desired
- Specially designed for use with environmentally friendly propylene glycol mixtures
- Available for medium temperature applications
- Available in air or warm fluid defrost
- Energy-efficient PSC Motors available as an option
- UL-listed, UL-listed for Canada and meets NSF standards

Model	List Price (\$US)							
	115/1/60			208-230/1/60			460/1/60	575/3/60
	Shaded Pole *=A	PSC *=AH	EC *=AE	Shaded Pole *=B	PSC *=BH	EC *=BE	PSC *=M	PSC *=E
BMAG0900*A	-	4,178	4,728	-	4,238	4,848	4,407	4,475
BMAG1100*A	-	5,544	6,644	-	5,657	6,870	5,998	6,117
BMAG1275*A	-	7,108	8,208	-	7,221	8,434	7,561	7,629
BMAG1600*A	-	7,464	8,564	-	7,577	8,790	7,917	7,985
BMAG1700*A	-	8,819	10,469	-	8,993	10,817	9,498	9,691
BMAG1900*A	-	9,260	10,910	-	9,437	11,264	9,943	10,164
BMAG2175*A	-	10,927	12,577	-	11,104	12,931	11,610	11,831
BMAG2400*A	-	12,635	14,835	-	12,865	15,295	13,541	13,801
BMAG2425*A	-	13,008	15,208	-	13,240	15,672	13,916	14,188
BMAG2850*A	-	13,658	15,858	-	13,890	16,322	14,566	14,838
BMAG3100*A	-	-	-	-	15,251	-	16,097	16,407

NOTES:

- Base price includes vent and drain valves.
- Plastic fan guards are standard, except all Low Velocity Center Mount Evaporators.

Glycol Options				
GPM	Balance Valve	Balance Valve (TA Hydronics) (p/n)	Shut-off Valve (p/n)	List Price (\$US)
0 -3.0	1/2 (5/8" OD)	29320305	29320405*	364
3.1 - 8.7	3/4 (7/8" OD)	29320304	29320404	421
8.8 - 14.0	1 (1-1/8" OD)	29320301	29320401	520
14.1 - 20.0	1-1/4 (1-3/8" OD)	29320302	29320402	718
20.1 - 25	1-1/2 (1-5/8" OD)	29320303	29320403	743

NOTES:

- Balance Valve and Shut-off Valve are sold together.
- Balance Valve and Shut-off Valve are shipped-loose.

Warehouse Evaporators – High Profiles (Refrigerated Warehouses)

Nomenclature Example:

BHA	520	C	P	A
Model Family	Capacity	Electric Code	Motors	Vintage Revision
	x 100 = BTUH (10°F TD)	B = 208-230/1/60 C = 208-230/3/60 D = 460/3/60 M = 460/1/60 E = 575/3/60	"P" = 3-Phase No "P" = 1-Phase	

FAMILY
575 V Available

BHA

High & Medium Temperature High Profile Warehouse Unit Coolers with Air Defrost (6 FPI)



- Mill finished aluminum cabinet
- Thermo-Flex™ coil design with extended 5-year warranty (see warranty page for details)
- Liquid-line solenoid wiring harness for faster installation
- PVC coated steel wire fan guards standard with long air throw collars optional (metal)
- Schrader valve provided for suction pressure measurement
- Beacon II™ compatible
- Model 1610 requires two expansion valves
- UL-listed and UL-listed for Canada

Model	List Price (\$US)	Voltage	Net Dimensions (in.)			Approx. Ship Wt. (lbs.)
			Height	Depth	Length	
BHA520BA	10,395	208-230/1/60	37.25	26.25	83.25	437
BHA520CPA	11,042	208-230/3/60	37.25	26.25	83.25	437
BHA520MA	10,395	460/1/60	37.25	26.25	83.25	437
BHA520DPA	11,042	460/3/60	37.25	26.25	83.25	437
BHA520EPA	11,264	575/3/60	37.25	26.25	83.25	437
BHA630BA	11,546	208-230/1/60	37.25	26.25	83.25	473
BHA630CPA	12,344	208-230/3/60	37.25	26.25	83.25	473
BHA630MA	11,546	460/1/60	37.25	26.25	83.25	473
BHA630DPA	12,344	460/3/60	37.25	26.25	83.25	473
BHA630EPA	12,590	575/3/60	37.25	26.25	83.25	473
BHA750BA	14,002	208-230/1/60	37.25	26.25	105.25	570
BHA750CA	14,002	208-230/3/60	37.25	26.25	105.25	570
BHA750CPA	14,999	208-230/3/60	37.25	26.25	105.25	570
BHA750DA	14,002	460/3/60	37.25	26.25	105.25	570
BHA750DPA	14,999	460/3/60	37.25	26.25	105.25	570
BHA750EPA	15,299	575/3/60	37.25	26.25	105.25	570
BHA850BA	15,158	208-230/1/60	37.25	26.25	105.25	604
BHA850CA	15,158	208-230/3/60	37.25	26.25	105.25	604
BHA850CPA	16,112	208-230/3/60	37.25	26.25	105.25	604
BHA850DA	15,158	460/3/60	37.25	26.25	105.25	604
BHA850DPA	16,112	460/3/60	37.25	26.25	105.25	604
BHA850EPA	16,433	575/3/60	37.25	26.25	105.25	604
BHA930BA	16,313	208-230/1/60	37.25	26.25	135.25	746
BHA930CA	16,313	208-230/3/60	37.25	26.25	135.25	746
BHA930CPA	17,611	208-230/3/60	37.25	26.25	135.25	746
BHA930DA	16,313	460/3/60	37.25	26.25	135.25	746
BHA930DPA	17,611	460/3/60	37.25	26.25	135.25	746
BHA930EPA	17,962	575/3/60	37.25	26.25	135.25	746
BHA1100BA	17,900	208-230/1/60	37.25	26.25	135.25	795
BHA1100CA	17,900	208-230/3/60	37.25	26.25	135.25	795
BHA1100CPA	19,200	208-230/3/60	37.25	26.25	135.25	795
BHA1100DA	17,900	460/3/60	37.25	26.25	135.25	795
BHA1100DPA	19,200	460/3/60	37.25	26.25	135.25	795
BHA1100EPA	19,584	575/3/60	37.25	26.25	135.25	795
BHA1170CPA	23,244	208-230/3/60	44.50	35.75	135.50	846
BHA1170DPA	23,244	460/3/60	44.50	35.75	135.50	846
BHA1170EPA	23,708	575/3/60	44.50	35.75	135.50	846
BHA1400CPA	26,129	208-230/3/60	44.50	35.75	135.50	916
BHA1400DPA	26,129	460/3/60	44.50	35.75	135.50	916
BHA1400EPA	26,651	575/3/60	44.50	35.75	135.50	916
BHA1610CPA	27,572	208-230/3/60	50.25	35.75	135.50	1,070
BHA1610DPA	27,572	460/3/60	50.25	35.75	135.50	1,070
BHA1610EPA	28,123	575/3/60	50.25	35.75	135.50	1,070
BHA1900CPA	32,482	208-230/3/60	50.25	35.75	142.50	1,450
BHA1900DPA	32,482	460/3/60	50.25	35.75	142.50	1,450
BHA1900EPA	33,130	575/3/60	50.25	35.75	142.50	1,450
BHA2160CPA	35,943	208-230/3/60	44.50	35.75	142.50	1,450
BHA2160DPA	35,943	460/3/60	44.50	35.75	142.50	1,450
BHA2160EPA	36,662	575/3/60	44.50	35.75	185.50	1,450
BHA2200CPA	35,222	208-230/3/60	50.25	35.75	185.50	1,835
BHA2200DPA	35,222	460/3/60	50.25	35.75	185.50	1,835
BHA2200EPA	35,927	575/3/60	50.25	35.75	185.50	1,835
BHA2440CPA	40,853	208-230/3/60	50.25	35.75	142.50	1,970
BHA2440DPA	40,853	460/3/60	50.25	35.75	142.50	1,970
BHA2440EPA	41,672	575/3/60	50.25	35.75	142.50	1,970
BHA2500CPA	39,696	208-230/3/60	44.50	35.75	185.50	1,835
BHA2500DPA	39,696	460/3/60	44.50	35.75	185.50	1,835
BHA2500EPA	40,492	575/3/60	44.50	35.75	185.50	1,835
BHA2780CPA	42,727	208-230/3/60	50.25	35.75	185.50	1,970
BHA2780DPA	42,727	460/3/60	50.25	35.75	185.50	1,970
BHA2780EPA	43,528	575/3/60	50.25	35.75	185.50	1,970

⊗ All models are 6 fins per inch except 2160, 2500 and 2780 are 8 fins per inch.

FOR OPTIONS GO TO PAGE 26-31

Warehouse Evaporators – High Profiles (Refrigerated Warehouses)

Nomenclature Example:

BHE	450	C	P	A / B
Model Family	Capacity	Electric Code	Motors	Vintage Revision
	x 100 = BTUH (10°F TD)	C = 208-230/3/60 D = 460/3/60 E = 575/3/60	"P" = 3-Phase No "P" = 1-Phase	

FAMILY
575 V Available

BHE

**Medium & Low Temperature High Profile Warehouse Unit Coolers
with Electric Defrost (6 FPI)**



- Mill finished aluminum cabinet
- Thermo-Flex™ coil design with extended 5-year warranty (see warranty page for details)
- Liquid-line solenoid wiring harness for faster installation
- PVC coated steel wire fan guards standard with long air throw collars optional (metal)
- Schrader valve provided for suction pressure measurement
- Adjustable defrost termination/fan delay control with heater limit switch
- Model 1390 requires two expansion valves
- Beacon II™ compatible
- High CFM motors (maximum suction temperature +15°F)
- UL-listed and UL-listed for Canada

Model	List Price (\$US)	Voltage	Net Dimensions (in.)			Approx. Ship Wt. (lbs.)
			Height	Depth	Length	
BHE450CA	12,271	208-230/3/60	37.25	26.25	83.25	439
BHE450CPA	12,920	208-230/3/60	37.25	26.25	83.25	439
BHE450DA	12,271	460/3/60	37.25	26.25	83.25	439
BHE450DPA	12,920	460/3/60	37.25	26.25	83.25	439
BHE450EPA	13,178	575/3/60	37.25	26.25	83.25	439
BHE550CA	14,147	208-230/3/60	37.25	26.25	83.25	476
BHE550CPA	14,784	208-230/3/60	37.25	26.25	83.25	476
BHE550DA	14,147	460/3/60	37.25	26.25	83.25	476
BHE550DPA	14,784	460/3/60	37.25	26.25	83.25	476
BHE550EPA	15,079	575/3/60	37.25	26.25	83.25	476
BHE640CA	15,446	208-230/3/60	37.25	26.25	105.25	607
BHE640CPA	16,400	208-230/3/60	37.25	26.25	105.25	607
BHE640DA	15,446	460/3/60	37.25	26.25	105.25	607
BHE640DPA	16,400	460/3/60	37.25	26.25	105.25	607
BHE640EPA	16,727	575/3/60	37.25	26.25	105.25	607
BHE740CA	18,332	208-230/3/60	37.25	26.25	105.25	634
BHE740CPA	19,343	208-230/3/60	37.25	26.25	105.25	634
BHE740DA	18,332	460/3/60	37.25	26.25	105.25	634
BHE740DPA	19,343	460/3/60	37.25	26.25	105.25	634
BHE740EPA	19,729	575/3/60	37.25	26.25	105.25	634
BHE810CA	22,229	208-230/3/60	37.25	26.25	135.25	769
BHE810CPA	23,501	208-230/3/60	37.25	26.25	135.25	769
BHE810DA	22,229	460/3/60	37.25	26.25	135.25	769
BHE810DPA	23,501	460/3/60	37.25	26.25	135.25	769
BHE810EPA	23,970	575/3/60	37.25	26.25	135.25	769
BHE950CA	24,255	208-230/3/60	37.25	26.25	135.25	780
BHE950CPA	25,552	208-230/3/60	37.25	26.25	135.25	780
BHE950DA	24,255	460/3/60	37.25	26.25	135.25	780
BHE950DPA	25,552	460/3/60	37.25	26.25	135.25	780
BHE950EPA	26,061	575/3/60	37.25	26.25	135.25	780
BHE1020CPA	26,129	208-230/3/60	44.50	35.75	135.50	1,126
BHE1020DPA	26,129	460/3/60	44.50	35.75	135.50	1,126
BHE1020EPA	26,651	575/3/60	44.50	35.75	135.50	1,126
BHE1200CPA	29,881	208-230/3/60	44.50	35.75	135.50	1,186
BHE1200DPA	29,881	460/3/60	44.50	35.75	135.50	1,186
BHE1200EPA	30,478	575/3/60	44.50	35.75	135.50	1,186
BHE1390CPA	32,768	208-230/3/60	50.25	35.75	135.50	1,350
BHE1390DPA	32,768	460/3/60	50.25	35.75	135.50	1,350
BHE1390EPA	33,426	575/3/60	50.25	35.75	135.50	1,350
BHE1650CPB	42,440	208-230/3/60	50.25	35.75	142.50	1,499
BHE1650DPB	42,440	460/3/60	50.25	35.75	142.50	1,499
BHE165EPB	43,289	575/3/60	50.25	35.75	142.50	1,499
BHE2120CBA	51,824	208-230/3/60	50.25	35.75	185.50	2,030
BHE2120DBA	51,824	460/3/60	50.25	35.75	185.50	2,030
BHE2120EPB	52,860	575/3/60	50.25	35.75	185.50	2,030

Warehouse Evaporators – High Profiles (Refrigerated Warehouses)

Nomenclature Example:

BHL	450	C	P	A / B
Model Family	Capacity	Electric Code	Motors	Vintage Revision
	x 100 = BTUH (10°F TD)	C = 208-230/3/60 D = 460/3/60 E = 575/3/60	"P" = 3-Phase No "P" = 1-Phase	

FAMILY
575 V Available

BHL

**Medium & Low Temperature High Profile Warehouse Unit Coolers
with Electric Defrost (4 FPI)**



- Mill finished aluminum cabinet
- Thermo-Flex™ coil design with extended 5-year warranty (see warranty page for details)
- Liquid-line solenoid wiring harness for faster installation
- PVC coated steel wire fan guards standard with long air throw collars optional (metal)
- Schrader valve provided for suction pressure measurement
- Adjustable defrost termination/fan delay control with heater limit switch
- Beacon II™ compatible
- Model 1220 requires two expansion valves
- High CFM motors (maximum suction temperature +15°F)
- UL-listed and UL-listed for Canada

Model	List Price (\$US)	Voltage	Net Dimensions (in.)			Approx. Ship Wt. (lbs.)
			Height	Depth	Length	
BHL400CA	11,403	208-230/3/60	37.25	26.25	83.25	447
BHL400CPA	12,038	208-230/3/60	37.25	26.25	83.25	447
BHL400DA	11,403	460/3/60	37.25	26.25	83.25	447
BHL400DPA	12,038	460/3/60	37.25	26.25	83.25	447
BHL400EPA	12,281	575/3/60	37.25	26.25	83.25	447
BHL480CA	14,002	208-230/3/60	37.25	26.25	83.25	482
BHL480CPA	14,652	208-230/3/60	37.25	26.25	83.25	482
BHL480DA	14,002	460/3/60	37.25	26.25	83.25	482
BHL480DPA	14,652	460/3/60	37.25	26.25	83.25	482
BHL480EPA	14,944	575/3/60	37.25	26.25	83.25	482
BHL560CA	15,158	208-230/3/60	37.25	26.25	105.25	584
BHL560CPA	16,112	208-230/3/60	37.25	26.25	105.25	584
BHL560DA	15,158	460/3/60	37.25	26.25	105.25	584
BHL560DPA	16,112	460/3/60	37.25	26.25	105.25	584
BHL560EPA	16,433	575/3/60	37.25	26.25	135.25	778
BHL650CA	16,746	208-230/3/60	37.25	26.25	105.25	615
BHL650CPA	17,697	208-230/3/60	37.25	26.25	105.25	615
BHL650DA	16,746	460/3/60	37.25	26.25	105.25	615
BHL650DPA	17,697	460/3/60	37.25	26.25	105.25	615
BHL650EPA	18,052	575/3/60	37.25	26.25	105.25	615
BHL710CA	18,046	208-230/3/60	37.25	26.25	135.25	778
BHL710CPA	19,343	208-230/3/60	37.25	26.25	135.25	778
BHL710DA	18,046	460/3/60	37.25	26.25	135.25	778
BHL710DPA	19,343	460/3/60	37.25	26.25	135.25	778
BHL710EPA	19,729	575/3/60	37.25	26.25	135.25	778
BHL840CA	23,820	208-230/3/60	37.25	26.25	135.25	791
BHL840CPA	25,116	208-230/3/60	37.25	26.25	135.25	791
BHL840DA	23,820	460/3/60	37.25	26.25	135.25	791
BHL840DPA	25,116	460/3/60	37.25	26.25	135.25	791
BHL840EPA	25,618	575/3/60	37.25	26.25	135.25	791
BHL890CPA	25,838	208-230/3/60	44.50	35.75	135.50	1,106
BHL890DPA	25,838	460/3/60	44.50	35.75	135.50	1,106
BHL890EPA	26,355	575/3/60	44.50	35.75	135.50	1,106
BHL1050CPA	29,306	208-230/3/60	44.50	35.75	135.50	1,175
BHL1050DPA	29,306	460/3/60	44.50	35.75	135.50	1,175
BHL1050EPA	29,892	575/3/60	44.50	35.75	135.50	1,175
BHL1220CPA	32,482	208-230/3/60	50.25	35.75	135.50	1,340
BHL1220DPA	32,482	460/3/60	50.25	35.75	135.50	1,340
BHL1220EPA	33,130	575/3/60	50.25	35.75	135.50	1,340
BHL1440CPB	40,996	208-230/3/60	50.25	35.75	142.50	1,450
BHL1440DPB	40,996	460/3/60	50.25	35.75	142.50	1,450
BHL1440EPB	41,816	575/3/60	50.25	35.75	142.50	1,450
BHL1860CPB	49,513	208-230/3/60	50.25	35.75	185.50	1,970
BHL1860DPB	49,513	460/3/60	50.25	35.75	185.50	1,970
BHL1860EPB	50,503	575/3/60	50.25	35.75	185.50	1,970

Warehouse Evaporators – High Profiles (Refrigerated Warehouses)

Nomenclature Example:

BHG	450	C	P	A / B
Model Family	Capacity	Electric Code	Motors	Vintage Revision
	x 100 = BTUH (10°F TD)	B = 208-230/1/60 C = 208-230/3/60 D = 460/3/60 M = 460/1/60 E = 575/3/60	"P" = 3-Phase No "P" = 1-Phase	

FAMILY
575 V Available

BHG

**Medium & Low Temperature High Profile Warehouse Unit Coolers
with Hot Gas Defrost (6 FPI)**



- Mill finished aluminum cabinet
- Thermo-Flex™ coil design with extended 5-year warranty (see warranty page for details)
- Liquid-line solenoid wiring harness for faster installation
- PVC coated steel wire fan guards standard with long air throw collars optional (metal)
- Schrader valve provided for suction pressure measurement
- Adjustable defrost termination/fan delay control
- Models 1390, 1650 and 2120 require two expansion valves
- Hot gas drain pan is optional
- High CFM motors (maximum suction temperature +15°F)
- UL-listed and UL-listed for Canada

Model	List Price (\$US)	Voltage	Net Dimensions (in.)			Approx. Ship Wt. (lbs.)
			Height	Depth	Length	
BHG450BA	11,836	208-230/1/60	37.25	26.25	83.25	447
BHG450CPA	12,487	208-230/3/60	37.25	26.25	83.25	447
BHG450MA	11,836	460/1/60	37.25	26.25	83.25	447
BHG450DPA	12,487	460/3/60	37.25	26.25	83.25	447
BHG450EPA	12,737	575/3/60	37.25	26.25	83.25	447
BHG550BA	13,859	208-230/1/60	37.25	26.25	83.25	492
BHG550CPA	14,507	208-230/3/60	37.25	26.25	83.25	492
BHG550MA	13,859	460/1/60	37.25	26.25	83.25	492
BHG550DPA	14,507	460/3/60	37.25	26.25	83.25	492
BHG550EPA	14,798	575/3/60	37.25	26.25	83.25	492
BHG640CA	15,012	208-230/3/60	37.25	26.25	105.25	624
BHG640CPA	16,024	208-230/3/60	37.25	26.25	105.25	624
BHG640DA	15,012	460/3/60	37.25	26.25	105.25	624
BHG640DPA	16,024	460/3/60	37.25	26.25	105.25	624
BHG640EPA	16,345	575/3/60	37.25	26.25	105.25	624
BHG740CA	17,900	208-230/3/60	37.25	26.25	105.25	639
BHG740CPA	18,911	208-230/3/60	37.25	26.25	105.25	639
BHG740DA	17,900	460/3/60	37.25	26.25	105.25	639
BHG740DPA	18,911	460/3/60	37.25	26.25	105.25	639
BHG740EPA	19,290	575/3/60	37.25	26.25	105.25	639
BHG810CA	21,366	208-230/3/60	37.25	26.25	135.25	796
BHG810CPA	22,665	208-230/3/60	37.25	26.25	135.25	796
BHG810DA	21,366	460/3/60	37.25	26.25	135.25	796
BHG810DPA	22,665	460/3/60	37.25	26.25	135.25	796
BHG810EPA	23,118	575/3/60	37.25	26.25	135.25	796
BHG950CA	23,820	208-230/3/60	37.25	26.25	135.25	816
BHG950CPA	25,116	208-230/3/60	37.25	26.25	135.25	816
BHG950DA	23,820	460/3/60	37.25	26.25	135.25	816
BHG950DPA	25,116	460/3/60	37.25	26.25	135.25	816
BHG950EPA	25,628	575/3/60	37.25	26.25	135.25	816
BHG1020CPA	25,552	208-230/3/60	44.50	35.75	135.50	896
BHG1020DPA	25,552	460/3/60	44.50	35.75	135.50	896
BHG1020EPA	26,030	575/3/60	44.50	35.75	135.50	896
BHG1200CPA	29,447	208-230/3/60	44.50	35.75	135.50	986
BHG1200DPA	29,447	460/3/60	44.50	35.75	135.50	986
BHG1200EPA	30,036	575/3/60	44.50	35.75	135.50	986
BHG1390CPA	32,334	208-230/3/60	50.25	35.75	135.50	1,140
BHG1390DPA	32,334	460/3/60	50.25	35.75	135.50	1,140
BHG1390EPA	32,982	575/3/60	50.25	35.75	135.50	1,140
BHG1650CPA	39,696	208-230/3/60	50.25	35.75	142.50	1,470
BHG1650DPA	39,696	460/3/60	50.25	35.75	142.50	1,470
BHG1650EPA	40,492	575/3/60	50.25	35.75	142.50	1,470
BHG2120CPA	49,944	208-230/3/60	50.25	35.75	185.50	1,990
BHG2120DPA	49,944	460/3/60	50.25	35.75	185.50	1,990
BHG2120EPA	50,943	575/3/60	50.25	35.75	185.50	1,990

Warehouse Evaporators – High Profiles (Refrigerated Warehouses)

Nomenclature Example:

BHF	400	C	P	A
Model Family	Capacity	Electric Code	Motors	Vintage Revision
	x 100 = BTUH (10°F TD)	B = 208-230/1/60 C = 208-230/3/60 D = 460/3/60 M = 460/1/60 E = 575/3/60	"P" = 3-Phase No "P" = 1-Phase	

FAMILY 575 V Available BHF Medium & Low Temperature High Profile Warehouse Unit Coolers with Hot Gas Defrost (4 FPI)



- Mill finished aluminum cabinet
- Thermo-Flex™ coil design with extended 5-year warranty (see warranty page for details)
- Liquid-line solenoid wiring harness for faster installation
- PVC coated steel wire fan guards standard with long air throw collars optional (metal)
- Schrader valve provided for suction pressure measurement
- Adjustable defrost termination/fan delay control
- Models 1220, 1440 and 1860 require two expansion valves
- Hot gas drain pan is optional
- High CFM motors (maximum suction temperature +15°F)
- UL-listed and UL-listed for Canada

Model	List Price (\$US)	Voltage	Net Dimensions (in.)			Approx. Ship Wt. (lbs.)
			Height	Depth	Length	
BHF400BA	11,116	208-230/1/60	37.25	26.25	83.25	437
BHF400CPA	11,764	208-230/3/60	37.25	26.25	83.25	437
BHF400MA	11,116	460/1/60	37.25	26.25	83.25	437
BHF400DPA	11,764	460/3/60	37.25	26.25	83.25	437
BHF400EPA	12,000	575/3/60	37.25	26.25	83.25	437
BHF480BA	13,569	208-230/1/60	37.25	26.25	83.25	467
BHF480CPA	14,221	208-230/3/60	37.25	26.25	83.25	467
BHF480MA	13,569	460/1/60	37.25	26.25	83.25	467
BHF480DPA	14,221	460/3/60	37.25	26.25	83.25	467
BHF480EPA	14,505	575/3/60	37.25	26.25	83.25	467
BHF560CA	14,869	208-230/3/60	37.25	26.25	105.25	561
BHF560CPA	15,879	208-230/3/60	37.25	26.25	105.25	561
BHF560DA	14,869	460/3/60	37.25	26.25	105.25	561
BHF560DPA	15,879	460/3/60	37.25	26.25	105.25	561
BHF560EPA	16,197	575/3/60	37.25	26.25	105.25	561
BHF650CA	16,599	208-230/3/60	37.25	26.25	105.25	599
BHF650CPA	17,611	208-230/3/60	37.25	26.25	105.25	599
BHF650DA	16,599	460/3/60	37.25	26.25	105.25	599
BHF650DPA	17,611	460/3/60	37.25	26.25	105.25	599
BHF650EPA	17,962	575/3/60	37.25	26.25	105.25	599
BHF710CA	17,900	208-230/3/60	37.25	26.25	135.25	756
BHF710CPA	19,200	208-230/3/60	37.25	26.25	135.25	756
BHF710DA	17,900	460/3/60	37.25	26.25	135.25	756
BHF710DPA	19,200	460/3/60	37.25	26.25	135.25	756
BHF710EPA	19,584	575/3/60	37.25	26.25	135.25	756
BHF840CA	23,530	208-230/3/60	37.25	26.25	135.25	776
BHF840CPA	24,826	208-230/3/60	37.25	26.25	135.25	776
BHF840DA	23,530	460/3/60	37.25	26.25	135.25	776
BHF840DPA	24,826	460/3/60	37.25	26.25	135.25	776
BHF840EPA	25,324	575/3/60	37.25	26.25	135.25	776
BHF890CPA	25,552	208-230/3/60	44.50	35.75	135.50	1,086
BHF890DPA	25,552	460/3/60	44.50	35.75	135.50	1,086
BHF890EPA	26,061	575/3/60	44.50	35.75	135.50	1,086
BHF1050CPA	28,870	208-230/3/60	44.50	35.75	135.50	1,151
BHF1050DPA	28,870	460/3/60	44.50	35.75	135.50	1,151
BHF1050EPA	29,447	575/3/60	44.50	35.75	135.50	1,151
BHF1220CPA	32,334	208-230/3/60	50.25	35.75	135.50	1,320
BHF1220DPA	32,334	460/3/60	50.25	35.75	135.50	1,320
BHF1220EPA	32,982	575/3/60	50.25	35.75	135.50	1,320
BHF1440CPA	40,563	208-230/3/60	50.25	35.75	142.50	1,450
BHF1440DPA	40,563	460/3/60	50.25	35.75	142.50	1,450
BHF1440EPA	41,375	575/3/60	50.25	35.75	142.50	1,450
BHF1860CPA	49,081	208-230/3/60	50.25	35.75	185.50	1,970
BHF1860DPA	49,081	460/3/60	50.25	35.75	185.50	1,970
BHF1860EPA	50,061	575/3/60	50.25	35.75	185.50	1,970


Ripening Room Equipment

Nomenclature Example:

RU	05	4	6	5
Model	Unit Size	Coil Row Deep	FPI	Electrical Code
	05 = 1/2 Carload Room 10 = 1 Carload Room	4 = 4 Row 5 = 5 Row 6 = 6 Row	6 = 6 FPI 4 = 4 FPI	5 = 208/3/60 9 = 230/3/60 3 = 460/3/60

FAMILY

RU



Ripening Room Units (6 FPI)

Model	List Price* (\$US)	Voltage	Net Dimensions (in.)			Approx. Ship Wt. (lbs.)
			Height	Depth	Length	
RU05465	15,487	208/3/60	38.75	64.25	55	485
RU05469	15,487	230/3/60	38.75	64.25	55	485
RU05463	15,487	460/3/60	38.75	64.25	55	485
RU05565	15,999	208/3/60	38.75	64.25	55	515
RU05569	15,999	230/3/60	38.75	64.25	55	515
RU05563	15,999	460/3/60	38.75	64.25	55	515
RU05665	16,514	208/3/60	38.75	64.25	55	545
RU05669	16,514	230/3/60	38.75	64.25	55	545
RU05663	16,514	460/3/60	38.75	64.25	55	545
RU10465	29,641	208/3/60	38.75	64.25	102	970
RU10469	29,641	230/3/60	38.75	64.25	102	970
RU10463	29,641	460/3/60	38.75	64.25	102	970
RU10565	30,626	208/3/60	38.75	64.25	102	1,030
RU10569	30,626	230/3/60	38.75	64.25	102	1,030
RU10563	30,626	460/3/60	38.75	64.25	102	1,030
RU10665	31,617	208/3/60	38.75	64.25	102	1,090
RU10669	31,617	230/3/60	38.75	64.25	102	1,090
RU10663	31,617	460/3/60	38.75	64.25	102	1,090

Ripening Room Units (4 FPI)

RU05445	15,425	208/3/60	38.75	64.25	55	475
RU05449	15,425	230/3/60	38.75	64.25	55	475
RU05443	15,425	460/3/60	38.75	64.25	55	475
RU05545	15,938	208/3/60	38.75	64.25	55	505
RU05549	15,938	230/3/60	38.75	64.25	55	505
RU05543	15,938	460/3/60	38.75	64.25	55	505
RU05645	16,437	208/3/60	38.75	64.25	55	535
RU05649	16,437	230/3/60	38.75	64.25	55	535
RU05643	16,437	460/3/60	38.75	64.25	55	535
RU10445	29,528	208/3/60	38.75	64.25	102	950
RU10449	29,528	230/3/60	38.75	64.25	102	950
RU10443	29,528	460/3/60	38.75	64.25	102	950
RU10545	30,514	208/3/60	38.75	64.25	102	1,010
RU10549	30,514	230/3/60	38.75	64.25	102	1,010
RU10543	30,514	460/3/60	38.75	64.25	102	1,010
RU10645	31,474	208/3/60	38.75	64.25	102	1,070
RU10649	31,474	230/3/60	38.75	64.25	102	1,070
RU10643	31,474	460/3/60	38.75	64.25	102	1,070

Standard Features:

- Heavy gauge galvanized steel cabinet and base rails
- Heavy gauge frames.
- Fan bearings are rugged, self-aligning ball bearings
- Coils have plate-type aluminum fins with full collars on expanded copper tubes.
- Two safety thermostats, one manual and one automatic reset, are provided with the optional heater section to prevent overheating.
- Single speed, open drip-proof, ball bearing motors
- Standard unit includes heaters (use the price below to deduct heaters)

ACCURATE OPERATING VOLTAGE MUST BE SPECIFIED. ORDER MUST SPECIFY:

- 1 - Complete model number
- 2 - CFM
- 3 - External Static Pressure
- 4 - Room temperature
- 5 - Room relative humidity
- 6 - Suction temperature
- 7 - Electric heat KW
- 8 - Options required
- 9 - Operating voltage

OPTION - NO HEATERS LIST DEDUCT

RU054-056	1,887
RU104-106	3,768

* Price includes standard heater section, 6 KW for size 05 and 12 KW for size 10, and 2 H.P. ODP motor(s).

Factory-installed Options For Evaporators

Factory-installed Electrical Option Pricing (\$US)							Factory-installed Mechanical Option Pricing (\$US)									
Model	No. of Fans	PSC Motors++	EC Motors	Adjustable Defrost Term./ Fan Delay	Drain Pan (Choose One)		Pre-assembled TXV	Pre-assembled TXV & LLSV	Pre-assembled TXV, Liquid-line Solenoid & Room Thermostat	Quick Connect Fittings & Pre-assembled TXV, Liquid-line Solenoid & Room Thermostat	Johnson Electronic Room Thermostat (Shipped-loose)	Coil Options				
					Electric	Hot Gas						Bohn-Kote™	ElectroFin™ Coil	BohnGuard™ Coated Fin	Copper Fin Coils	
ADT																
040-065	1	152	485	-	-	-	372	634	900	1,436	306	401	Call Factory	915	Call Factory	
070-130	2	304	970	-	-	-	372	634	900	1,436	306	595	Call Factory	935	Call Factory	
140-180	3	456	1,455	-	-	-	372	634	900	1,436	306	869	Call Factory	953	Call Factory	
208	4	608	1,940	-	-	-	372	634	900	1,436	306	-	Call Factory	973	Call Factory	
260	5	760	2,425	-	-	-	372	634	900	1,436	306	-	Call Factory	995	Call Factory	
312-370	6	912	2,910	-	-	-	703	1,003	1,283	1,821	306	-	Call Factory	1,016	Call Factory	
LET																
035-047	1	152	485	444	Standard	-	372	634	900	1,436	306	-	-	-	Call Factory	
065-090	2	304	970	444	Standard	-	372	634	900	1,436	306	-	-	-	Call Factory	
120-140	3	456	1,455	444	Standard	-	372	634	900	1,436	306	-	-	-	Call Factory	
160-180	4	608	1,940	444	Standard	-	372	634	900	1,436	306	-	-	-	Call Factory	
200	5	760	2,425	444	Standard	-	372	634	900	1,436	306	-	-	-	Call Factory	
240-280	6	912	2,910	444	Standard	-	703	1,003	1,283	1,821	306	-	-	-	Call Factory	
LLE																
41	1	152	485	444	Standard	-	372	634	900	1,436	306	-	-	-	-	
068-080	2	304	970	444	Standard	-	372	634	900	1,436	306	-	-	-	-	
102	3	456	1,455	444	Standard	-	372	634	900	1,436	306	-	-	-	-	
136	4	608	1,940	444	Standard	-	372	634	900	1,436	306	-	-	-	-	
170	5	760	2,425	444	Standard	-	372	634	900	1,436	306	-	-	-	-	
204-235	6	912	2,910	444	Standard	-	703	1,003	1,283	1,821	306	-	-	-	-	
HGT 6 FPI																
035-047	1	152	485	Standard	No Charge	Standard	372	-	-	-	306	-	Call Factory	-	Call Factory	
065-090	2	304	970	Standard	No Charge	Standard	372	-	-	-	306	-	Call Factory	-	Call Factory	
120-140	3	456	1,455	Standard	No Charge	Standard	372	-	-	-	306	-	Call Factory	-	Call Factory	
160-180	4	608	1,940	Standard	No Charge	Standard	372	-	-	-	306	-	Call Factory	-	Call Factory	
200	5	760	2,425	Standard	No Charge	Standard	372	-	-	-	306	-	Call Factory	-	Call Factory	
240-280	6	912	2,910	Standard	No Charge	Standard	703	-	-	-	306	-	Call Factory	-	Call Factory	
HGT 4 FPI																
41	1	152	485	Standard	No Charge	Standard	372	-	-	-	306	-	Call Factory	-	-	
068-080	2	304	970	Standard	No Charge	Standard	372	-	-	-	306	-	Call Factory	-	-	
102	3	456	1,455	Standard	No Charge	Standard	372	-	-	-	306	-	Call Factory	-	-	
136	4	608	1,940	Standard	No Charge	Standard	372	-	-	-	306	-	Call Factory	-	-	
170	5	760	2,425	Standard	No Charge	Standard	372	-	-	-	306	-	Call Factory	-	-	
204-235	6	912	2,910	Standard	No Charge	Standard	703	-	-	-	306	-	Call Factory	-	-	
LO																
070-165	2	321	1,030	-	-	-	-	-	-	-	306	-	Call Factory	1,892	Call Factory	
189-266	2	Standard	1,030	-	-	-	-	-	-	-	306	-	Call Factory	2,289	Call Factory	
LOD/LOG																
070-165	2	321	1,030	444	Standard	-	-	-	-	-	306	-	-	-	Call Factory	
189-266	2	Standard	1,030	444	Standard	-	-	-	-	-	306	-	-	-	Call Factory	
WK																
050-075	1	159	515	-	-	-	479	740	1,011	1,548	306	-	Call Factory	915	Call Factory	
100-155	2	318	1,030	-	-	-	479	740	1,011	1,548	306	-	Call Factory	1,349	Call Factory	
180	3	477	1,545	-	-	-	479	740	1,011	1,548	306	-	Call Factory	1,839	Call Factory	
210-270	4	636	2,060	-	-	-	479	740	1,011	-	306	-	Call Factory	2,142	Call Factory	
340	5	795	2,575	-	-	-	786	1,136	1,423	-	306	-	Call Factory	2,908	Call Factory	
WKE																
050-075	1	159	515	444	Standard	-	479	740	1,011	1,548	306	-	-	-	Call Factory	
100-155	2	318	1,030	444	Standard	-	479	740	1,011	1,548	306	-	-	-	Call Factory	
180	3	477	1,545	444	Standard	-	479	740	1,011	1,548	306	-	-	-	Call Factory	
210-270	4	636	2,060	444	Standard	-	479	740	1,011	-	306	-	-	-	Call Factory	
340	5	795	2,575	444	Standard	-	786	1,136	1,423	-	306	-	-	-	Call Factory	
WKG																
100-155	2	318	1,030	Standard	Standard	-	479	740	-	-	306	-	Call Factory	-	Call Factory	
180	3	477	1,545	Standard	Standard	-	479	740	-	-	306	-	Call Factory	-	Call Factory	
210-270	4	636	2,060	Standard	Standard	-	479	740	-	-	306	-	Call Factory	-	Call Factory	
340	5	795	2,575	Standard	Standard	-	786	1,136	-	-	306	-	Call Factory	-	Call Factory	
SM																
52	1	159	515	-	-	-	479	740	1,011	1,548	306	574	Call Factory	536	Call Factory	
076-102	2	318	1,030	-	-	-	479	740	1,011	1,548	306	788	Call Factory	735	Call Factory	
108-156	3	477	1,545	-	-	-	479	740	1,011	1,548	306	-	Call Factory	1,041	Call Factory	
179-208	4	636	2,060	-	-	-	479	740	1,011	1,548	306	-	Call Factory	1,296	Call Factory	
249	5	795	2,575	-	-	-	479	740	1,011	1,548	306	-	Call Factory	1,669	Call Factory	
SME																
40	1	159	515	Standard	Standard	-	479	740	1,011	1,548	306	-	-	-	Call Factory	
054-065	2	318	1,030	Standard	Standard	-	479	740	1,011	1,548	306	-	-	-	Call Factory	
090-130	3	477	1,545	Standard	Standard	-	479	740	1,011	1,548	306	-	-	-	Call Factory	
174	4	636	2,060	Standard	Standard	-	479	740	1,011	1,548	306	-	-	-	Call Factory	

++ 460V low profile units have PSC motor as standard.

ADDITIONAL OPTIONS NEXT PAGE

Factory-installed Options For Evaporators

Factory-installed Electrical Option Pricing (\$US)								Factory-installed Mechanical Option Pricing (\$US)							
Model	No. of Fans	PSC Motors	EC Motors	Totally* Enclosed Motors	Adjustable Defrost Term./ Fan Delay	Drain Pan (Choose One)		Pre-assembled TXV	Pre-assembled TXV & LLSV	Pre-assembled TXV, Liquid-line Solenoid & Room Thermostat	Johnson Electronic Room T'stat (Shipped-loose)	Coil Options			
						Electric	Hot Gas					Bohn-Kote™	ElectroFin™ Coil	ProKote™ Fin Protection	Copper Fins
BMA															
130-155	1	Standard	585	223	-	-	-	505	769	1,040	306	1,117	Call Factory	1,011	Call Factory
245-300	2	Standard	1,170	446	-	-	-	505	769	1,040	306	-	Call Factory	1,065	Call Factory
365-450	3	Standard	1,755	669	-	-	-	678	1,088	1,373	306	-	Call Factory	1,123	Call Factory
510-600	4	Standard	2,340	884	-	-	-	678	1,088	1,373	306	-	Call Factory	1,174	Call Factory
710	5	Standard	2,925	1,108	-	-	-	984	1,510	1,811	306	-	Call Factory	1,204	Call Factory
BME															
101-140	1	Standard	585	223	Standard	Standard	-	505	769	1,040	306	-	-	-	Call Factory
190-260	2	Standard	1,170	446	Standard	Standard	-	505	769	1,040	306	-	-	-	Call Factory
310-390	3	Standard	1,755	669	Standard	Standard	-	678	1,088	1,373	306	-	-	-	Call Factory
430-520	4	Standard	2,340	884	Standard	Standard	-	678	1,088	1,373	306	-	-	-	Call Factory
620	5	Standard	2,925	1,108	Standard	Standard	-	984	1,510	1,811	306	-	-	-	Call Factory
BML															
100	1	Standard	585	223	Standard	Standard	-	505	769	1,040	306	-	-	-	-
165-220	2	Standard	1,170	446	Standard	Standard	-	505	769	1,040	306	-	-	-	-
250-330	3	Standard	1,755	669	Standard	Standard	-	678	1,088	1,373	306	-	-	-	-
370-440	4	Standard	2,340	884	Standard	Standard	-	678	1,088	1,373	306	-	-	-	-
530	5	Standard	2,925	1,108	Standard	Standard	-	984	1,510	1,811	306	-	-	-	-
BMG															
190-260	2	Standard	1,170	452	Standard	Standard	604	505	-	-	306	-	-	-	Call Factory
310-390	3	Standard	1,755	678	Standard	Standard	725	678	-	-	306	-	-	-	Call Factory
430-520	4	Standard	2,340	904	Standard	Standard	844	984	-	-	306	-	-	-	-
BMF															
165-220	2	Standard	1,170	452	Standard	Standard	604	505	-	-	306	-	Call Factory	-	-
250-330	3	Standard	1,755	678	Standard	Standard	725	678	-	-	306	-	Call Factory	-	-
370-440	4	Standard	2,340	904	Standard	Standard	844	984	-	-	306	-	Call Factory	-	-

* Not available in 115V or 575V

Factory-installed Electrical Option Pricing (\$US)								Factory-installed Mechanical Option Pricing (\$US)							
Model	No. of Fans	PSC Motors	Totally* Enclosed Motors	High CFM*S Motor/ Blade Combo	Adjustable Defrost Term./ Fan Delay	Drain Pan (Choose One)		Pre-assembled TXV	Pre-assembled TXV & LLSV	Pre-assembled TXV, Liquid-line Solenoid & Room Thermostat	Johnson Electronic Room T'stat (Shipped-loose)	Coil Options			
						Electric	Hot Gas					ElectroFin™ Coil	BohnGuard™ Coated Fin	Copper Fins	
BHA															
520-630	2	Standard	838	-	-	-	-	903	1,404	1,700	306	Call Factory	1,198	Call Factory	
750-850	3	Standard	1,257	-	-	-	-	903	1,404	1,700	306	Call Factory	1,272	Call Factory	
930-1100	4	Standard	1,676	-	-	-	-	1,071	1,696	2,004	306	Call Factory	1,368	Call Factory	
1170-1400	3	3 Phase	725	-	-	-	-	1,071	1,696	2,004	306	Call Factory	1,464	Call Factory	
1610	3	3 Phase	725	-	-	-	-	1,320	Call Factory	2,004	306	Call Factory	1,464	Call Factory	
1900	3	3 Phase	725	-	-	-	-	1,171	1,869	2,185	306	Call Factory	2,355	Call Factory	
2200-2440	4	3 Phase	966	-	-	-	-	1,171	1,869	2,185	306	Call Factory	2,355	Call Factory	
2160	3	3 Phase	725	-	-	-	-	1,171	1,869	2,185	306	Call Factory	1,731	Call Factory	
2500-2780	4	3 Phase	966	-	-	-	-	1,171	1,869	2,185	306	Call Factory	1,920	Call Factory	
BHE															
450-550	2	Standard	838	2,527	Standard	Standard	-	903	1,404	1,700	306	-	-	Call Factory	
640-740	3	Standard	1,257	3,789	Standard	Standard	-	903	1,404	1,700	306	-	-	Call Factory	
810-950	4	Standard	1,676	5,053	Standard	Standard	-	1,071	1,696	2,004	306	-	-	Call Factory	
1020-1200	3	3 Phase	725	3,539	Standard	Standard	-	1,071	1,696	2,004	306	-	-	Call Factory	
1390	3	3 Phase	725	3,539	Standard	Standard	-	1,320	Call Factory	2,004	306	-	-	Call Factory	
1650	3	3 Phase	725	3,539	Standard	Standard	-	1,171	1,869	2,185	306	-	-	Call Factory	
2120	4	3 Phase	966	4,874	Standard	Standard	-	1,171	1,869	2,185	306	-	-	Call Factory	
BHL															
400-480	2	Standard	838	2,528	Standard	Standard	-	903	1,404	1,700	306	-	-	-	
560-650	3	Standard	1,257	3,792	Standard	Standard	-	903	1,404	1,700	306	-	-	-	
710-840	4	Standard	1,676	5,056	Standard	Standard	-	1,071	1,696	2,004	306	-	-	-	
890-1050	3	3 Phase	725	3,539	Standard	Standard	-	1,071	1,696	2,004	306	-	-	-	
1220	3	3 Phase	725	3,539	Standard	Standard	-	1,320	Call Factory	2,004	306	-	-	-	
1440	3	3 Phase	725	3,539	Standard	Standard	-	1,171	1,869	2,185	306	-	-	-	
1860	4	3 Phase	966	4,874	Standard	Standard	-	1,171	1,869	2,185	306	-	-	-	
BHG															
450-550	2	Standard	838	2,528	Standard	Standard	505	903	-	-	306	Call Factory	-	Call Factory	
640-740	3	Standard	1,257	3,792	Standard	Standard	505	903	-	-	306	Call Factory	-	Call Factory	
810-950	4	Standard	1,676	5,056	Standard	Standard	505	1,071	-	-	306	Call Factory	-	Call Factory	
1020-1200	3	3 Phase	725	3,539	Standard	Standard	902	1,071	-	-	306	Call Factory	-	Call Factory	
1390-1650	3	3 Phase	725	3,539	Standard	Standard	902	1,320	-	-	306	Call Factory	-	Call Factory	
2120	4	3 Phase	966	4,874	Standard	Standard	1,298	1,320	-	-	306	Call Factory	-	Call Factory	
BHF															
400-480	2	Standard	838	2,528	Standard	Standard	505	903	-	-	306	Call Factory	-	-	
560-650	3	Standard	1,257	3,792	Standard	Standard	505	903	-	-	306	Call Factory	-	-	
710-840	4	Standard	1,676	5,056	Standard	Standard	505	1,071	-	-	306	Call Factory	-	-	
890-1050	3	3 Phase	725	3,539	Standard	Standard	902	1,071	-	-	306	Call Factory	-	-	
1220-1440	3	3 Phase	725	3,539	Standard	Standard	902	1,320	-	-	306	Call Factory	-	-	
1860	4	3 Phase	966	4,874	Standard	Standard	1,298	1,320	-	-	306	Call Factory	-	-	

* No 575V totally enclosed & high CFM 575.

§ Maximum suction temperature for this option is +15°F.

ADDITIONAL OPTIONS NEXT PAGE

Shipped-loose Options For Evaporators

Reach-in Evaporators Options

Flare connection adaptor for expansion valve

Option	Models	Part #	List Price (\$US)
Adapter for 3/8" OD Sweat to 1/2" Flare	All Reach-in*	37501301	25
Adapter for 1/2" OD Sweat to 1/2" Flare	All Reach-in*	37501401	25

* All reach-in families except dual air "U".

Expansion Valves (TXV)

Valve Size / BTU's	List Price Each (\$US)
2 tons / 24,000 and smaller	281
3 tons - 5 tons / 36,000 - 60,000	456
5 tons and up / 60,000 - 120,000	578

Room Thermostat (all models)

Part #	List Price Each (\$US)
4131Y	241

Adjustable Defrost Control / Fan Delay Switch (all models)

Part #	List Price Each (\$US)
4267W	226

Liquid-line Solenoid Valves

Size	Part #	List Price Each (\$US)
3/8"	29318011	289
1/2"	29318012	289
5/8"	5768Y	385
7/8"	5804E	475
1 1/8"	5803E	594
1 3/8"	4272P	858

Suction & Discharge Check Valves

Size	Part #	List Price Each (\$US)
5/8"	4146T	80
7/8"	5890C	297
1 1/8"	5889C	589
1 3/8"	5871E	596
1 5/8"	5731F	670
2 1/8"	2933034	1,412

Collar for Air Sock

(must be used with wire fan guards)

Part #	List Price (\$US)/Fan
89865801 (18", medium profile units only)	198
89910701 (24", large profile units only)	418
89904401 (30", large profile units only)	558

Drain Line Heaters (208/230 volt)

Length	Watts	Part #	List Price Each (\$US)
6 ft.	42	5508Q	122
12 ft.	84	5594P	135
18 ft.	126	5595P	159
36 ft.	252	5596P	241
60 ft.	420	5597P	448

CPR Valves

Size	Part #	List Price Each (\$US)
5/8"	2930142	257
7/8"	29346101	353
1 1/8"	29399012	517
1 3/8"	4227W	1,415
1 5/8"	4262Q	2,214
2 1/8"	4316K	2,538
2 5/8"	4469E	5,745

Air Filters

Models LO/LOD/LOG	Part #	List Price Each (\$US)
070-125	89900801	264
150-225	89900802	264
266	89900803	264

Model HR	Part #	List Price Each (\$US)
035-054	4391W	30
069-108	4392W	41
149	4393W	56
180	4394W	58

Defrost Controls Kits and Components*

Kit #	Kit C1	Kit C2	Kit C3	Kit C4	Kit C5	Kit C6
Kit Components	21340101 Timer **	21340101 Timer ** 5505-R 30-amp Contactor	21340101 Timer ** 5738-N 50-amp Contactor	21340101 Timer ** (2) 5505-R 30-amp Contactor	21340101 Timer ** 5505-R 30-amp Fan Contactor 5738-N 50-amp Contactor	21340101 Timer ** 5505-R 30-amp Fan Contactor (2) 5738-N 50-amp Contactor
Kit Price (\$US)	283	586	626	889	929	1,272
LET/LLE/WKE						
	208-230/1/60	208-230/3/60 & 460/1/60	-	-	-	-
WKE340B	-	208-230/3/60	-	-	-	-
BML						
100 - 220	208-230/3/60	208-230/1/60	208-230/3/60	460/3/60	460/1/60	-
250 - 330	-	208-230/3/60	208-230/1/60		-	-
370 - 530	-	-	208-230/3/60		-	-
BME						
101 - 260	-	208-230/1/60 & 208-230/3/60	-	460/1/60 & 460/3/60	-	-
310 - 390	-	208-230/3/60	208-230/1/60		-	-
430 - 620	-	-	208-230/3/60		-	-
520	-	460/1/60	-	-	-	-
BHE						
450 - 550	-	-	-	208-230/3/60 & 460/3/60	-	-
640 - 950	-	-	-	460/3/60	208-230/3/60	-
1020 - 1650	-	-	-	-	460/3/60	208-230/3/60
2120	-	208-230/1/60	-	-	-	460/3/60
BHL						
400 - 480	-	-	-	208-230/3/60 & 460/3/60	-	-
560 - 840	-	-	-	460/3/60	208-230/3/60	-
890 - 1440	-	-	-	-	460/3/60	208-230/3/60
1860	-	-	-	-	-	460/3/60

* Kit selection is based on single evaporator. For multiple evaporators, other kits are available. For assistance on kit selection, please contact a factory representative.

** When ordered separately, list price 21340101 timer \$283, 5505-R Contactor \$303, 5738-N Contactor \$343, 21340301 50 Hertz timer \$323.

ADDITIONAL OPTIONS NEXT PAGE

Shipped-loose Options For Evaporators

Long Air Flow Collars – Warehouse Evaporators (High Profile)

Model Size (Capacity x 100)				# of Fans	Part #	List Price Each (\$US)	List Price Total (\$US)
Air Defrost		Electric & Hot Gas Defrost					
6 FPI	8 FPI	4 FPI	6 FPI				
520	-	400	450	2	89910701	418	836
630	-	480	550	2	89910701	418	836
750	-	560	640	3	89910701	418	1,254
850	-	650	740	3	89910701	418	1,254
930	-	710	810	4	89910701	418	1,672
1100	-	840	950	4	89910701	418	1,672
1170	-	890	1020	3	89904401	558	1,675
1400	-	1050	1200	3	89904401	558	1,675
1610	-	1220	1390	3	89904401	558	1,675
1900	2160	1440	1650	3	89904401	558	1,675
2200	2500	-	-	4	89904401	558	2,234
2440	2780	1860	2120	4	89904401	558	2,234

Heat Exchangers

Model	Part #	Capacity (HP)	Approx. Ship Wt. (lbs.)	Liquid Connection OD	Suction Connection OD	Length (in.)	List Price Each (\$US)
H 0100	24200004	3/4, 1	2	3/8	5/8	14	201
H 0150	24200005	1.5	2	3/8	7/8	14	213
H 0200	24200006	2	2	1/2	7/8	11	237
H 0300	24200007	3	2	1/2	1 1/8	14	258
H 0500	24200008	5	3	5/8	1 3/8	14	431
H 0750	24200009	8	4	7/8	1 5/8	16	473
H 1000	24200010	10	6	7/8	2 1/8	17	727
SLHE 15	24200011	15	8	7/8	2 1/8	25	996
H 2000	24200012	20	9	1 1/8	2 1/8	27	1,170
H 2500	24200013	25	10	1 1/8	2 5/8	28	1,258
H 3500	24200015	30, 35	12	1 3/8	3 1/8	32	1,697

Heat Exchangers for:

Low Profile Unit Coolers

Model	Heat Exchanger Part #	List Price Each (\$US)
LET/LLE		
035 - 047	24200004	201
065 - 090	24200005	213
120 - 140	24200006	237
160 - 180	24200007	258
200 - 280	24200008	431
HGT		
041 - 068	24200004	201
080 - 102	24200005	213
136	24200006	237
170	24200007	258
204 - 235	24200008	431
LOD/LOG		
070 - 118	24200005	213
125 - 165	24200006	237
189 - 225	24200007	258
266	24200008	431
WKE/WKG		
050	24200004	201
075 - 100	24200005	213
130 - 155	24200006	237
180 - 270	24200007	258
340	24200008	431
SME		
040	24200004	201
054 - 090	24200005	213
130	24200007	258
174	24200007	258

Medium Profile Unit Coolers

Model	Heat Exchanger Part #	List Price Each (\$US)
BMA		
130	24200005	213
155 - 300	24200007	258
365 - 450	24200008	431
510 - 710	24200009	473
BML		
100	24200005	213
165	24200007	258
220 - 330	24200008	431
370 - 530	24200009	473
BME		
101 - 140	24200005	213
190	24200007	258
260 - 390	24200008	431
430 - 620	24200009	473
BMG		
190	24200007	258
260 - 390	24200008	431
430 - 520	24200009	473
BMF		
165	24200007	258
220 - 370	24200008	431
440	24200009	473

High Profile Unit Coolers

Model	Heat Exchanger Part #	List Price Each (\$US)
BHA		
520 - 630	24200009	473
750 - 850	24200010	727
930 - 1400	24200011	996
1610 - 2440	24200013	1,258
2500 - 2780	24200015	1,697
BHE/BHG		
450 - 550	24200009	473
640	24200011	996
740 - 1390	24200012	1,170
1650 - 2120	24200015	1,697
BHL/BHF		
400 - 480	24200009	473
560 - 650	24200011	996
710 - 1220	24200012	1,170
1440 - 1860	24200015	1,697

ADDITIONAL OPTIONS NEXT PAGE

Hot Gas Options For Evaporators

REVERSE CYCLE HOT GAS DEFROST KIT SELECTION INSTRUCTIONS

1. Decide if kits are to be shipped-loose or factory-installed. If kits are to be shipped-loose, use the first two tables. If kits are to be factory mounted, use the two tables at the bottom of the page.
2. Select the correct TXV bypass kit based on unit model number and TXV style. Selections for units with the electric drain pan option are finished. For units with the standard hot gas drain pan, please proceed with steps 3 and 4.
3. Proceed to the table directly below the TXV bypass kit table and select the appropriate drain pan and suction-line check valve kits based on unit model number. Drain pan and suction-line check valves and piping can be supplied by others but are necessary to complete the piping.
4. If room temperature is 0°F or below, please select an insulated drain pan from table at the bottom of page 30 using the appropriate unit model number. Selection for hot gas pan unit is finished.

When placing order, please specify:

- Unit model number
- Drain pan type (hot gas or electric)
(If ordering hot gas pan, indicate whether unit is to have insulated pan)
- Reverse cycle kit part numbers
(If ordering factory mounted kits, please specify TXV style, refrigerant, saturated suction temperature (SST) and liquid temperature)

1 - LOW PROFILES Hot Gas Reverse Cycle Kits (Shipped-loose)

TXV Bypass Assembly Kits (Hot Gas Loop (Standard) & Electric Drain Pan)

HGT 6 FPI	HGT 4 FPI	TXV Bypass Assembly Kits			List Price Each (\$US)
		SQE/SBF	EG	HFESC	
035 - 075	041 - 080	50169210	50169213	50169216	118
090 - 160	102 - 204	50169211	50169214	50169217	138
180 - 280	235	50169212	50169215	50169218	142

* The drain pan check valve kit can be ordered as an independent item, but the suction-line check valve kit must be ordered with the drain pan check valve kit in order to complete the piping.

NOTE: TXV price and valve are NOT included in the shipped-loose kits.

For Hot Gas models with the Hot Gas Loop Drain Pan ONLY

HGT 6 FPI	HGT 4 FPI	Drain Pan Loop Check Valve Kit	List Price Each (\$US)	Suction-line Check Valve Kit	List Price Each (\$US)
035 - 065	041	50169304	122	50169604	140
075 - 140	068 - 102	50169305	128	50169605	205
160 - 280	136 - 235	50169306	141	50169606	248

Hot Gas Reverse Cycle Kits (Factory-installed)

TXV Bypass Assembly Kits with TXV (Hot Gas Loop (Standard) & Electric Drain Pan)

HGT 6 FPI	HGT 4 FPI	TXV Bypass Assembly Kits			List Price Each (\$US)
		SQE/SBF	EG	HFESC	
035 - 075	041 - 080	52733701	52733704	52733707	1,024
090 - 160	102 - 204	52733702	52733705	52733708	1,044
180 - 280	235	52733703	52733706	52733709	1,049

* The drain pan check valve kit can be ordered as an independent item, but the suction-line check valve kit must be ordered with the drain pan check valve kit in order to complete the piping.

NOTE: TXV price is included in the bypass kit price (factory-installed), BUT customer must specify valve model, refrigerant and SST on order.

For Hot Gas models with the Hot Gas Loop Drain Pan ONLY

HGT 6 FPI	HGT 4 FPI	Drain Pan Loop Check Valve Kit	List Price Each (\$US)	Suction-line Check Valve Kit	List Price Each (\$US)
035 - 065	041	52733601	704	52733801	722
075 - 140	068 - 102	52733602	711	52733802	785
160 - 280	136 - 235	52733603	725	52733803	827

ADDITIONAL OPTIONS NEXT PAGE

Hot Gas Options For Evaporators

1 - LOW PROFILES CONTINUED

Hot Gas 3-Pipe Kits (Shipped-loose)

3-Pipe Kits Hot Gas Loop (Standard) & Electric Drain Pan

HGT 6 FPI	HGT 4 FPI	TXV Assembly Kits			List Price Each (\$US)
		SQE/SBF	EG	HFESC	
035 - 075	041 - 080	50169410	50169413	50169416	80
090 - 160	102 - 204	50169411	50169414	50169417	101
180 - 280	235	50169412	50169415	50169418	106

For Hot Gas models with the Hot Gas Loop Drain Pan ONLY

HGT 6 FPI	HGT 4 FPI	Drain Pan Loop Check Valve Kit	List Price Each (\$US)
035 - 065	041	50169504	115
075 - 140	068 - 102	50169505	124
160 - 280	136 - 235	50169506	132

NOTE: TXV price and valve are NOT included in the shipped-loose kits.

Hot Gas 3-Pipe Kits (Factory-installed)

3-Pipe Kits Hot Gas Loop (Standard) & Electric Drain Pan

HGT 6 FPI	HGT 4 FPI	TXV Assembly Kits			List Price Each (\$US)
		SQE/SBF	EG	HFESC	
035 - 075	041 - 080	52733901	52733904	52733907	982
090 - 160	102 - 204	52733902	52733905	52733908	1,000
180 - 280	235	52733903	52733906	52733909	1,006

For Hot Gas models with the Hot Gas Loop Drain Pan ONLY

HGT 6 FPI	HGT 4 FPI	Drain Pan Loop Check Valve Kit	List Price Each (\$US)
035 - 065	041	52739601	704
075 - 140	068 - 102	52739602	711
160 - 280	136 - 235	52739603	725

NOTE: TXV price is included in the TXV assembly kit price (factory-installed), BUT customer must specify valve model, refrigerant and SST on order.

When using the hot gas units on 0°F degree applications and below, an insulated drain pan is REQUIRED.

NOTE: This does not apply to electric drain pan, ONLY on hot gas pan units.

Insulated Drain Pan Price Adders

6 FPI	4 FPI	Insulated Drain Pan	List Price Each (\$US)
035 - 047	041	40481102	115
065 - 090	068 - 080	40481202	159
120 - 140	102	40481302	196
160 - 180	136	40481402	240
200	170	40481502	264
240 - 280	204 - 235	40481602	301

ADDITIONAL OPTIONS NEXT PAGE

Hot Gas Options For Evaporators

2 - LOW VELOCITY Reverse Cycle Kits

LOG - TXV Bypass Kit

Model	Part # (Shipped-loose)	List Price Each (\$US)
070 - 225	89900901	261
266	89901001	439

* Electric pan is standard in all hot gas models.

* Kits includes one check valve and piping for liquid bypass around expansion valve and instructions for field installation.

3 - LOW VELOCITY CENTER MOUNTS Reverse Cycle Kits

WKG	TXV Bypass Kits* (Shipped-loose)		
Model	SQE, SBF, or HFESC	S	List Price Each (\$US)
100	89897801	89898001	337
130 - 270	89897802	89898002	348
340	89897803	89898003	360

* Electric pan is standard in all hot gas models, hot gas loop not available.

* Kits includes one check valve and piping for liquid bypass around expansion valve and instructions for field installation.

4 - MEDIUM PROFILES Reverse Cycle Kits

BMG	BMF	Part # (Shipped-loose)	Reverse Cycle Kit for Standard Electric Pan List Price Each (\$US)	Factory-installed [^] Electric Pan List Price Each (\$US)	BMG	BMF	Part # (Shipped-loose)	Reverse Cycle Kit for Standard Hot Gas Pan List Price Each (\$US)	Factory-installed ^{^p} Hot Gas Pan List Price Each (\$US)
190 - 260	165 - 220	89867601	321	2,256	190	165	89869403 + 89867601	924	2,946
310 - 520	250 - 440	89867602	474	2,496	260	220	89869402 + 89867601	1,446	3,468
					310 - 390	250 - 330	89869402 + 89867602	1,686	3,709
					430 - 520	370 - 440	89869401 + 89867602	1,824	3,846

• Bypass kits include one check valve and piping for liquid bypass around expansion valve.

^p Kits do not include hot gas pan price. Includes suction and drain pan check valve piping assemblies.

[^] Factory-installed kits include expansion valves and liquid bypass check valve assembly. Consult factory for factory-installed kit part numbers. Specify valve model, refrigerant and SST on order.

5 - WAREHOUSE UNIT COOLERS Reverse Cycle Kits

BHG 6 FPI	BHF 4 FPI	Part # (Shipped-loose)	Reverse Cycle Kit for Standard Electric Pan List Price Each (\$US)	Factory-installed [^] Electric Pan List Price Each (\$US)	Part # (Shipped-loose)	Reverse Cycle Kit for Hot Gas Pan Option List Price Each (\$US)	Factory-installed ^{^p} Hot Gas Pan List Price Each (\$US)
450 - 550	400 - 480	89910901	758	2,696	89910905	1,877	4,124
640	560	89910902	867	2,696	89910906	2,384	4,630
740	650	89910902	867	2,696	89910906	2,384	4,630
810	710	89910902	867	2,696	89910906	2,384	4,630
950	840	89910902	867	2,696	89910906	2,384	4,630
1020	890	89910903	1,082	2,696	89910907	2,599	4,845
1200	1050	89910904	1,201	3,932	89910908	2,922	5,393
1390	1220	89911101	1,337	3,932	89911102	4,585	7,281
1650	1440	89911301	1,337	3,932	89911302	5,045	7,741
2120	1860	89911301	1,337	3,932	89911303	5,061	7,756

• Bypass kits include one check valve and piping for liquid bypass around expansion valve.

^p Kits do not include hot gas pan price. Includes suction and drain pan check valve piping assemblies.

[^] Factory-installed kits include expansion valves and liquid bypass check valve assembly. Consult factory for factory-installed kit part numbers. Specify valve model, refrigerant and SST on order.

Beacon II™ Refrigeration System

Beacon II™ is the first pre-assembled refrigeration system with factory tested and mounted components, featuring an integrated microprocessor electronic control board, preset for standard applications.



System Features and Benefits:

Factory Mounted Components

- Beacon II™ microprocessor
- Solid state temperature sensors
- Electric expansion valve
- 24-volt transformer, fan cycling relay
- 24-volt compressor contactor
- Pressure transducer

Benefits

- Simplifies installation
- Increased system efficiency
- Increased system reliability
- Reduced installation time/cost
- Used with single or multiple evaporator applications

Components Eliminated

- Liquid-line solenoid
- Room thermostat
- Thermal expansion valve
- Defrost time clock
- Defrost termination/fan delay switch
- Defrost and fan contactors, if necessary

Beacon II™ Smart Controller:

- Remote Access Capabilities
- Smart Defrost
- System monitoring, programming and data logging (with Smart II software)
- Large, easy to read display

Communication Hub

- Allows single point communication and control to up to 4 Smart Controllers™ and includes:
 - 4 - 6ft. null modem cables
 - 4 - Serial ribbon cables
 - 1 - Communication hub
 - 1 - 24 VAC power supply
 - 1 - Instruction sheet
- Up to 16 Smart Controllers™ can be networked to a computer or modem using multiple hubs

NOTE: Beacon II™ must be ordered as a system

When ordering a Beacon II™ system, please advise the box temperature, liquid temperature and refrigerant so that the proper evaporator nozzle can be installed.

When applying an electric defrost coil in a medium temperature application the nozzle size is critical and must be evaluated. For assistance, please call a factory representative.

Beacon II™ Pricing (\$US)

Low Profile & Low Velocity*		Medium Profile		High Profile**	
All Models	Beacon II™ Adder	All Models	Beacon II™ Adder	All Models	Beacon II™ Adder
ADT	1,280	BMA	2,032	BHA	3,830
LET	1,280	BME	2,032	BHE	3,830
LLE	1,280	BML	2,032	BHL	3,830
HGT	-	BMG	-	BHG	-
LO	-	BMF	-	BHF	-
LOD	-	* Beacon II™ not available 460V and 230/3V ** The following models require special split circuiting for use with Beacon II system. Please contact factory for pricing: - Air defrost (BHA): 1610, 2440, 2500, 2780 - Electric defrost (BHE/BHL with 404A): 1220, 1390, 1860, 2120 - Air defrost (BHA with 404A): 1900, 2160, 2200			
LOG	-				
WK	1,280				
WKE	1,280				
WKG	-				
SM	1,280				
SME	1,280				
HR	-				

Maximum 4 Evaporators per condensing unit	List Price (\$US)
Beacon II™ Smart Controller – Part # 89704301	2,060
Beacon II™ “Smart II” Software – Part # 89704101	589
Communication Hub – Part # 89708001	6,163

NOTE: One Smart Controller™ can control up to 4 condensing units with a maximum of 4 evaporators each.

Beacon II™ Communication Center

Part #	Smart Controllers	Communication Hub	Timer	Modem	Alarm Light	List Price (\$US)
89759001	4	1	1	1	1	27,127
89759002	3	1	1	1	1	25,141
89759003	4	1	0	0	0	23,660
89759004	3	1	0	0	0	21,819

Beacon II™ Refrigeration System

Steps for Pricing a Beacon II™ System:

1. Determine condensing unit and evaporator(s) needed for the heat load
2. Price the Beacon II™ condensing unit model with options
3. Defrost kits are not required as Beacon II™ components include accessories necessary for defrost
4. Price the standard evaporator with correct voltage
5. Add the corresponding Beacon II™ options for the selected evaporators
6. Add Beacon II™ Smart Controller™



Example #1:

5 HP High Temperature Hermetic with ADT370AK		
Condensing Unit:	BHS050H2C	\$10,363
	Liquid-line assembly (customer option)	538
	Suction-line filter (customer option)	352
Evaporator:	ADT370AK	5,898
	Beacon II™ Evaporator Adder:	1,280
Beacon II™ Smart Controller™		2,060
Beacon II™ "Smart II" Software		589
	Total	\$21,080

Example #2:

7.5 HP Low Temperature Scroll with (2) SME174BE		
Condensing Unit:	BZS0750L6C	\$21,030
	Liquid-line assembly (standard)	NC
	Suction accumulator (customer option)	644
Evaporator:	(2) SME174BE	(2 x 5,790) 11,580
Beacon Evaporator Adder:	(2) Beacon II™	(2 x 1,280) 2,560
	Total	\$35,814

Example #3:

10 HP High Temperature Discus with (2) BHE450CA		
Condensing Unit:	BDS1000H2C	\$30,779
	Liquid-line assembly (standard)	NC
	Suction accumulator (customer option)	1,000
Evaporator:	(2) BHE450CA	(2 x 12,271) 24,542
Beacon Evaporator Adder:	(2) Beacon II™	(2 x 3,830) 7,660
	Total	\$63,981

Example #4:

30 HP Low Temperature with BHE1200CPA *		
Condensing Unit:	BDVS3000L6C	\$56,611
	Liquid-line assembly (standard)	NC
	Replaceable core suction filter (customer option)	1551
Evaporator:	BHE1200CPA	29,881
Beacon Evaporator Adder:	Beacon II™	3,830
Beacon II™ Smart Controller™		2,060
	Total	\$93,933

* Beacon II™ Smart Controller™ is recommended for warehouse applications. Beacon II™ offers Smart Controller™ as an optional system monitoring and programming control device which allows for adjustments to be made at the push of a button from a conveniently mounted location.

IMPORTANT NOTE: The distributor nozzle size must be reviewed by an Application Engineer when using an electric defrost coil with suction temperature above 0°F.

PRO³ Top Mount Packaged Refrigeration System

Nomenclature Example:

P	T	N	072	H	2	B	H
Package System	Top Mount	N = Indoor T = Outdoor	Model Size	H = Cooler Air Defrost L = Freezer Electric Defrost	Refrigerant 2 = R-22 6 = R-404A	Voltage A = 115/1/60 B = 208-230/1/60 C = 208-230/3/60	No H or E = Shaded Pole H = PSC Motor E = EC Motor

FAMILY

PTN/PTT



PRO³ Top Mount Packaged Refrigeration System



High Temperature Indoor Top Mount Packaged Refrigeration System

Model	List Price (\$US)			Voltage	Net Dimensions (in.)			Approx. Ship Wt. (lbs.)
	Shaded Pole	PSC Λ=H	EC Λ=E		Height	Depth	Length	
PTN024H2A^	4,358	4,575	4,858	115/1/60	19.5	20.5	28.25	168
PTN029H2A^	4,688	4,904	5,021	115/1/60	19.5	20.5	28.25	170
PTN040H2A^*	5,283	5,500	5,623	115/1/60	19.5	20.5	28.25	172
PTN047H2A^*	6,572	6,787	7,111	115/1/60	21.5	28.5	52.00	281
PTN047H2BA*	6,572	6,787	7,132	208-230/1/60	21.5	28.5	52.00	281
PTN063H2BA*	7,072	7,393	8,130	208-230/1/60	21.5	28.5	52.00	296
PTN072H2BA*	7,582	7,903	8,668	208-230/1/60	21.5	28.5	52.00	300
PTN099H2BA*	8,520	9,051	10,128	208-230/1/60	23.0	42.0	52.00	420
PTN099H2CA*	8,652	9,183	10,224	208-230/3/60	23.0	42.0	52.00	415
PTN128H2BA*	9,510	10,041	11,218	208-230/1/60	23.0	42.0	52.00	440
PTN128H2CA^	9,642	10,173	11,282	208-230/3/60	23.0	42.0	52.00	435

Low Temperature Indoor Top Mount Packaged Refrigeration System

PTN019L6A^	6,538	6,754	6,899	115/1/60	19.5	24.5	28.25	181
PTN021L6A^	8,084	8,299	8,659	115/1/60	21.5	28.5	52.00	302
PTN021L6BA^	8,084	8,299	8,682	208-230/1/60	21.5	28.5	52.00	302
PTN031L6BA*	8,757	9,078	9,883	208-230/1/60	21.5	28.5	52.00	310
PTN044L6BA*	10,038	10,359	11,262	208-230/1/60	21.5	28.5	52.00	314
PTN052L6BA*	11,094	11,625	12,876	208-230/1/60	23.0	42.0	52.00	425
PTN052L6CA^	11,094	11,625	12,871	208-230/3/60	23.0	42.0	52.00	420
PTN069L6BA*	11,900	12,431	13,749	208-230/1/60	23.0	42.0	52.00	430
PTN069L6CA*	11,900	12,431	13,738	208-230/3/60	23.0	42.0	52.00	425

High Temperature Outdoor Top Mount Packaged Refrigeration System

PTT047H2BA^	7,463	7,678	8,037	208-230/1/60	21.5	28.5	52	287
PTT063H2BA*	8,056	8,377	9,130	208-230/1/60	21.5	28.5	52	302
PTT072H2BA*	8,586	8,907	9,686	208-230/1/60	21.5	28.5	52	306
PTT099H2BA*	9,707	10,240	11,321	208-230/1/60	21.5	28.5	52	534
PTT099H2CA^	9,839	10,371	11,413	208-230/1/60	21.5	28.5	52	534
PTT128H2BA^	10,831	11,362	12,540	208-230/1/60	23.0	42.0	52	544
PTT128H2CA^	10,831	11,362	12,466	208-230/3/60	23.0	42.0	52	544

Low Temperature Outdoor Top Mount Packaged Refrigeration System

PTT021L6BA^	9,179	9,395	9,797	208-230/1/60	21.5	24.5	52	308
PTT031L6BA^	9,972	10,293	11,128	208-230/1/60	21.5	28.5	52	316
PTT044L6BA^	11,424	11,746	12,686	208-230/1/60	21.5	28.5	52	320
PTT052L6BA*	12,613	13,145	14,439	208-230/1/60	23.0	42.0	52	534
PTT052L6CA^	12,613	13,145	14,428	208-230/3/60	23.0	42.0	52	534
PTT069L6BA*	13,538	14,069	15,429	208-230/1/60	23.0	42.0	52	544
PTT069L6CA^	13,538	14,069	15,419	208-230/3/60	23.0	42.0	52	544

* Model numbers are normally in stock.

⊗ Model does not come with a power cord.

Reliability/Durability

- System is fully assembled at the factory and backed up by Bohn's superior quality control
- Electronic controls provide accurate temperature control
- Liquid-line drier
- Two-year parts warranty
- Outdoor units feature a drain-line heater, crankcase heater and weatherhood

Ease of Installation

- Installation takes a fraction of the time required for a split system
- Simple, quick installation with no piping or loose components to install gives you savings on labor
- Evaporator grill mounts flush on a standard 4" thick ceiling or recessed in thicker ceiling panels to allow for more storage in the cooler or freezer
- Indoor model comes with a condensate evaporation pan eliminating the need for a drain line



Ease of Use

- Most indoor models come with a pre-wired 26" power cord
- System is factory assembled, evacuated, charged, run tested and wired. No additional refrigeration components required
- Controls preset for typical applications +35°F for coolers, -10°F for freezers and are easy to adjust (*019L6* is set for 0°F)

PRO³ Side Mount Packaged Refrigeration System

Nomenclature Example:

P	S	T	070	H	2	B	H
Package System	Side Mount	T = Outdoor (unit is also appropriate for indoor)	Model Size	H = High/Medium Temp L = Low Temp M = Medium Temp w/ electric defrost	Refrigerant 6 = R-404A	Voltage B = 208-230/1/60	H = PSC Motor E = EC Motor (evaporator section only)

FAMILY	PST	High Temperature Side Mount Packaged Refrigeration System				
		Model	List Price (\$US)		Voltage	Cabinet Size
PSC Λ=H	EC Λ=E					
 <p>PRO³ Side Mount Packaged Refrigeration System</p> <p></p>	High Temperature Side Mount Packaged Refrigeration System					
	PST070H6B ^Λ	8,500	8,833	208-260/1/60	Small	431
	PST090H6B ^Λ	9,000	9,333	208-260/1/60	Small	436
	PST131H6B ^Λ	10,000	10,666	208-260/1/60	Large	519
	PST147H6B ^Λ	11,000	11,666	208-260/1/60	Large	524
	Medium Temperature Side Mount Packaged Refrigeration System					
	PST066M6B ^Λ	8,900	9,233	208-260/1/60	Small	431
	PST086M6B ^Λ	9,400	9,733	208-260/1/60	Small	436
	PST124M6B ^Λ	10,400	11,066	208-260/1/60	Large	519
	PST141M6B ^Λ	11,400	12,066	208-260/1/60	Large	524
	Low Temperature Side Mount Packaged Refrigeration System					
	PST034L6B ^Λ	10,500	10,833	208-260/1/60	Small	431
PST051L6B ^Λ	11,500	11,833	208-260/1/60	Small	436	
PST057L6B ^Λ	12,500	13,166	208-260/1/60	Large	519	
PST077L6B ^Λ	13,500	14,166	208-260/1/60	Large	524	

Ease of Installation and Operation

- Shortened installation time (2 hours installation time vs. 8 hours for a typical split system)
- System is factory assembled, evacuated, charged and run tested
- Electronic controls provide accurate and easy to adjust temperature control
- Optimized for outdoor applications. The unit comes standard with fan cycling and a crankcase heater and does not require penetration of the roof membrane

Environmentally Friendly

- Reduced Refrigerant Charge (36-40 oz. vs. 150-250 oz. for a typical split system)
- PSC motors are standard on both the condensing unit and evaporator sections
- Available with EC motors on the evaporator section (CEC compliant)

Performance

- Improved capacity, air flow and pull-down capability




PSC & EC Motors Available


NOTE:

- All models ending in "H" have PSC motors
- All PSC & EC motor pricing listed in table above
- When ordering, please add an "E" for EC motor or an "H" for PSC motor


1/2 - 6 HP Air-cooled Condensing Units

Standard Features:

- Oversized aluminum fin, copper tube condenser for high ambient operation
- Motors rated for 50 and 60 cycle application in 120°F ambient
- Fans specifically matched with motor and coil to attain maximum air movement and cooling
- Prepainted G90 galvanized cabinets for superior strength and corrosion protection
- Heavy duty steel raised base with 1.5" legs
- Optional liquid and suction-line valves for hermetic and Scroll™ compressors located outside cabinet for quick installations. Semi-hermetic compressors have a suction valve on the compressor and only need an access fitting on suction line exiting the unit
- Discharge service valves on all compressors
- Wide variety of compressors including Copeland hermetic, semi-hermetic and refrigeration Glacier Scroll compressors
- R-22 and R-404A/ 507 available for both medium and low temperature applications
- Spring mounted compressors with vibration eliminators on all semi-hermetic compressors (1.5 to 6 HP). 1/2-1 HP semi-hermetic compressors are rigid mounted with a discharge loop and a suction vibration eliminator
- Large electrical panel for ease of access
- Prefabricated wiring harnesses for tight connections and to simplify service
- Encapsulated, auto-reset, high and low pressure controls to eliminate leaks, standard on all medium temperature models (adjustable low pressure control standard on low and extended temperature models)
- All units completely leak tested in a helium environment and run tested
- Large availability of outdoor stocked units



Outdoor Semi-hermetic Condensing Unit



Outdoor Hermetic Condensing Unit with hood removed



Nomenclature Example:

B	H	T	015		H	2	B	F
Model	Compressor	Application	Equivalent HP		Suction Temperature	Refrigerant	Voltage	Identifier
B = Bohn	H = Hermetic S = Semi-hermetic Z = Scroll	T = Outdoor N = Indoor S = Beacon II™	005 = 1/2 HP 008 = 3/4 HP 010 = 1 HP 01* = 1-1/2 HP 02* = 2 HP	03* = 3 HP 04* = 4 HP 05* = 5 HP 060 = 6 HP	H = High X = Medium/Low M = Medium L = Low E = Extra Low	2 = R-22 6 = R-404A/R-507	B = 208/230/1/60 C = 208-230/3/60 D = 460/3/60 G = 230/1/60	F = Stock

OUTDOOR (T)

- Prepainted galvanized cabinet
- Head pressure control valve
- Crankcase heater
- Fixed low pressure control for H2, M2, M6 models

INDOOR (N)

- No cabinet hood
- Fan guards
- Wiring conduit
- Fixed low pressure control for H2, M2, M6 models

Beacon II™ OUTDOOR (S)

- Outdoor unit with hood
- Wired for Beacon II™ control
- Beacon II™ fan cycling for two fan units only
- Head pressure control valve

ALL MODELS

1/2 - 5 HP (BH*) Hermetic High & Medium Temperature R-22 Condensing Units

Model	List Price (\$US)	Model	List Price (\$US)	Model	List Price (\$US)	Voltage	Compressor	Approx. Ship Wt. (lbs.)
BHT005H2B	4,561	BHN005H2B	3,576	BHS005H2B	4,948	208-230/1/60	ART82C1	228
BHT005H2BF	5,025					208-230/1/60	ART82C1	143
BHT008H2B	4,581	BHN008H2B	3,594	BHS008H2B	4,970	208-230/1/60	R564C2	168
BHT008H2BF*	5,045					208-230/1/60	R564C2	152
BHT010H2B	5,214	BHN010H2B	3,975	BHS010H2B	5,600	208-230/1/60	RS70C1	166
BHT010H2BF*	5,678					208-230/1/60	RS70C1	157
BHT010H2C	5,119	BHN010H2C	4,126	BHS010H2C	5,508	208-230/3/60	RS70C1	163
BHT010H2CF*	5,583					208-230/3/60	RS70C1	163
BHT015H2B	5,829	BHN015H2B	4,635	BHS015H2B	6,555	208-230/1/60	CR18KQ	226
BHT015H2BF*	6,293					208-230/1/60	CR18KQ	226
BHT015H2C	5,978	BHN015H2C	4,784	BHS015H2C	6,706	208-230/3/60	CR18KQ	226
BHT015H2CF*	6,442					208-230/3/60	CR18KQ	226
BHT015H2D	7,008	BHN015H2D	5,594	BHS015H2D	7,734	460/3/60	CR18KQ	226
BHT020H2B	6,143	BHN020H2B	4,904	BHS020H2B	6,870	208-230/1/60	CR24KQ	230
BHT020H2BF*	6,607					208-230/1/60	CR24KQ	230
BHT020H2C	6,391	BHN020H2C	5,151	BHS020H2C	7,118	208-230/3/60	CR24KQ	230
BHT020H2CF*	6,855					208-230/3/60	CR24KQ	230
BHT020H2D	7,493	BHN020H2D	6,252	BHS020H2D	8,219	460/3/60	CR24KQ	230
BHT029M2B	6,751	BHN029M2B	5,903	BHS029M2B	7,480	208-230/1/60	CR37KQ	251
BHT029M2C	6,697	BHN029M2C	5,853	BHS029M2C	7,426	208-230/3/60	CR37KQ	251
BHT029M2D	7,610	BHN029M2D	6,651	BHS029M2D	8,337	460/3/60	CR37KQ	251
BHT030H2B	7,139	BHN030H2B	6,238	BHS030H2B	7,529	208-230/1/60	CR37KQ	326
BHT030H2BF	7,677					208-230/1/60	CR37KQ	326
BHT030H2C	7,075	BHN030H2C	6,187	BHS030H2C	7,465	208-230/3/60	CR37KQ	324
BHT030H2CF*	7,613					208-230/3/60	CR37KQ	324
BHT030H2D	7,933	BHN030H2D	6,933	BHS030H2D	8,321	460/3/60	CR37KQ	324
BHT040H2B	9,452	BHN040H2B	8,587	BHS040H2B	9,839	208-230/1/60	CR53KQ	340
BHT040H2BF	9,990					208-230/1/60	CR53KQ	340
BHT040H2C	9,081	BHN040H2C	8,233	BHS040H2C	9,469	208-230/3/60	CR53KQ	340
BHT040H2CF	9,619					208-230/3/60	CR53KQ	340
BHT040H2D	9,991	BHN040H2D	9,129	BHS040H2D	10,379	460/3/60	CR53KQ	336
BHT050H2B	10,272	BHN050H2B	9,409	BHS050H2B	10,660	208-230/1/60	CRN-0500	353
BHT050H2BF	10,810					208-230/1/60	CRN-0500	353
BHT050H2C	9,975	BHN050H2C	9,115	BHS050H2C	10,363	208-230/3/60	CRN-0500	348
BHT050H2CF	10,513					208-230/3/60	CRN-0500	348
BHT050H2D	10,982	BHN050H2D	10,220	BHS050H2D	11,370	460/3/60	CRN-0500	348

* Model numbers are normally in stock.

NOTE: Stock models come with liquid-line drier assembly.

1/2 - 6 HP Air-cooled Condensing Units

OUTDOOR (T) • Prepainted galvanized cabinet • Head pressure control valve • Crankcase heater • Fixed low pressure control for H2, M2, M6 models	INDOOR (N) • No cabinet hood • Fan guards • Wiring conduit • Fixed low pressure control for H2, M2, M6 models	Beacon II™ OUTDOOR (S) • Outdoor unit with hood • Wired for Beacon II™ control • Beacon II™ fan cycling for two fan units only • Head pressure control valve	ALL MODELS
--	--	---	-------------------

1/2 - 5 HP (BH*) Hermetic Medium & Low Temperature Condensing Units

Model+	List Price (\$US)	Model+	List Price (\$US)	Model+	List Price (\$US)	Voltage	Compressor	Approx. Ship Wt. (lbs.)
BHT005X6B++	5,234	BHN005X6B++	4,259	BHS005X6B++	5,624	208-230/1/60	RS43C2E	162
BHT008X6B++	5,282	BHN008X6B++	4,292	BHS008X6B++	5,670	208-230/1/60	RS55C2E	162
BHT009X6B++	5,649	BHN009X6B++	4,466	BHS009X6B++	6,038	208-230/1/60	RS70C2E	171
BHT010X6B++	5,944	BHN010X6B++	4,757	BHS010X6B++	6,333	208-230/1/60	RS70C1E	165
BHT010X6C++	5,871	BHN010X6C++	4,683	BHS010X6C++	6,260	208-230/3/60	RS70C1E	165
BHT015X6B	6,445	BHN015X6B	5,250	BHS015X6B	7,172	208-230/1/60	CS10K6E	236
BHT015X6C	6,422	BHN015X6C	5,231	BHS015X6C	7,149	208-230/3/60	CS10K6E	235
BHT020X6B	6,795	BHN020X6B	5,600	BHS020X6B	7,523	208-230/1/60	CS12K6E	240
BHT020X6C	6,932	BHN020X6C	5,738	BHS020X6C	7,658	208-230/3/60	CS12K6E	245
BHT025X6B	7,352	BHN025X6B	6,121	BHS025X6B	8,078	208-230/1/60	CS14K6E	244
BHT025X6C	7,221	BHN025X6C	5,992	BHS025X6C	7,949	208-230/3/60	CS14K6E	245
BHT025X6D	8,043	BHN025X6D	6,813	BHS025X6D	8,771	460/3/60	CS14K6E	245
BHT030X6B	7,555	BHN030X6B	6,693	BHS030X6B	7,944	208-230/1/60	CS18K6E	303
BHT030X6C	7,390	BHN030X6C	6,531	BHS030X6C	7,778	208-230/3/60	CS18K6E	303
BHT030X6D	8,227	BHN030X6D	7,367	BHS030X6D	8,616	460/3/60	CS18K6E	303
BHT032x6B	7,974	BHN032x6B	7,114	BHS032x6B	8,363	208-230/1/60	CS20K6E	318
BHT032x6C	7,810	BHN032x6C	6,947	BHS032x6C	8,200	208-230/3/60	CS20K6E	318
BHT032x6D	8,667	BHN032x6D	7,806	BHS032x6D	9,056	460/3/60	CS20K6E	318
BHT040X6B	9,597	BHN040X6B	8,764	BHS040X6B	9,984	208-230/1/60	CS27K6E	324
BHT040X6C	9,401	BHN040X6C	8,569	BHS040X6C	9,788	208-230/3/60	CS27K6E	324
BHT040X6D	10,377	BHN040X6D	9,546	BHS040X6D	10,767	460/3/60	CS27K6E	356
BHT050X6B	10,384	BHN050X6B	9,551	BHS050X6B	10,772	208-230/1/60	CS33K6E	340
BHT050X6C	10,171	BHN050X6C	9,340	BHS050X6C	10,561	208-230/3/60	CS33K6E	324
BHT050X6D	11,231	BHN050X6D	10,400	BHS050X6D	11,619	460/3/60	CS33K6E	356

1 - 3 HP (BH*) Hermetic Low Temperature Condensing Units

Model	List Price (\$US)	Model	List Price (\$US)	Model	List Price (\$US)	Voltage	Compressor	Approx. Ship Wt. (lbs.)
BHT011L6B	5,414	BHN011L6B	4,420	BHS011L6B	5,803	208-230/1/60	CF04K6E	180
BHT011L6BF	6,372					208-230/1/60	CF04K6E	180
BHT011L6C	5,520	BHN011L6C	4,508	BHS011L6C	5,909	208-230/3/60	CF04K6E	180
BHT011L6CF	6,478					208-230/3/60	CF04K6E	166
BHT014L6B	5,439	BHN014L6B	4,448	BHS014L6B	5,829	208-230/1/60	CF06K6E	180
BHT014L6BF*	6,397					208-230/1/60	CF06K6E	180
BHT014L6C	5,561	BHN014L6C	4,554	BHS014L6C	5,951	208-230/3/60	CF06K6E	180
BHT014L6CF*	6,519					208-230/3/60	CF06K6E	180
BHT019L6B	5,737	BHN019L6B	4,643	BHS019L6B	6,295	208-230/1/60	CF06K6E	200
BHT019L6BF	6,695					208-230/1/60	CF06K6E	200
BHT019L6C	5,944	BHN019L6C	4,841	BHS019L6C	6,490	208-230/3/60	CF06K6E	200
BHT019L6CF	6,902					208-230/3/60	CF06K6E	200
BHT025L6B	6,032	BHN025L6B	4,836	BHS025L6B	6,758	208-230/1/60	CF09K6E	210
BHT025L6BF*	6,990					208-230/1/60	CF09K6E	210
BHT025L6C	6,326	BHN025L6C	5,128	BHS025L6C	7,053	208-230/3/60	CF09K6E	210
BHT025L6CF*	7,284					208-230/3/60	CF09K6E	210
BHT031L6B	8,173	BHN031L6B	7,360	BHS031L6B	8,902	208-230/1/60	CF12K6E	230
BHT031L6BF	9,205					208-230/1/60	CF12K6E	230
BHT031L6C	8,298	BHN031L6C	7,483	BHS031L6C	9,026	208-230/3/60	CF12K6E	230
BHT031L6CF	9,330					208-230/3/60	CF12K6E	230
BHT031L6D	8,748	BHN031L6D	7,933	BHS031L6D	9,474	460/3/60	CF12K6E	230

* Model numbers are normally in stock.

+ All X6 models have a suction accumulator.

++ RS compressors are not suitable for R-507.

NOTE: Stock models come standard with liquid-line (LL) drier assembly and electric defrost timer on 011-035 L6.

1/2 - 6 HP Air-cooled Condensing Units

OUTDOOR (T) • Prepainted galvanized cabinet • Head pressure control valve • Crankcase heater • Fixed low pressure control for H2, M2, M6 models	INDOOR (N) • No cabinet hood • Fan guards • Wiring conduit • Fixed low pressure control for H2, M2, M6 models	Beacon II™ OUTDOOR (S) • Outdoor unit with hood • Wired for Beacon II™ control • Beacon II™ fan cycling for two fan units only • Head pressure control valve	ALL MODELS
--	--	---	-------------------

1/2 - 5 HP (BS*) Semi-hermetic High & Medium R-22 Temperature Condensing Units

Model	List Price (\$US)	Model	List Price (\$US)	Model	List Price (\$US)	Voltage	Compressor	Approx. Ship Wt. (lbs.)
BST005H2B	5,717	BSN005H2B	4,946	BSS005H2B	6,105	208-230/1/60	HAG-0050	188
BST005H2C	5,773	BSN005H2C	5,004	BSS005H2C	6,162	208-230/3/60	HAG-0050	188
BST008H2B	6,308	BSN008H2B	5,392	BSS008H2B	6,697	208-230/1/60	KAN-0075	207
BST008H2C	6,334	BSN008H2C	5,418	BSS008H2C	6,722	208-230/3/60	KAN-0075	207
BST008M2B	6,308	BSN008M2B	5,392	BSS008M2B	6,697	208-230/1/60	KAE-0075	207
BST008M2C	6,334	BSN008M2C	5,418	BSS008M2C	6,722	208-230/3/60	KAE-0075	207
BST010H2B	6,809	BSN010H2B	5,866	BSS010H2B	7,195	208-230/1/60	KAR-0100	202
BST010H2C	6,815	BSN010H2C	5,906	BSS010H2C	7,205	208-230/3/60	KAR-0100	202
BST010M2B	6,809	BSN010M2B	5,866	BSS010M2B	7,195	208-230/1/60	KAM-0100	205
BST010M2C	6,815	BSN010M2C	5,906	BSS010M2C	7,205	208-230/3/60	KAM-0100	200
BST015H2B	8,198	BSN015H2B	7,247	BSS015H2B	8,926	208-230/1/60	KAG-0150	258
BST015H2C	8,161	BSN015H2C	7,210	BSS015H2C	8,888	208-230/3/60	KAG-0150	258
BST015H2D	9,687	BSN015H2D	8,734	BSS015H2D	10,415	460/3/60	KAG-0150	258
BST020H2C	9,319	BSN020H2C	8,365	BSS020H2C	10,047	208-230/3/60	ERA-0200	330
BST020H2D	10,883	BSN020H2D	9,929	BSS020H2D	11,610	460/3/60	ERA-0200	330
BST020H2G	9,474	BSN020H2G	8,527	BSS020H2G	10,203	230/1/60	ERA-0200	330
BST020M2B	8,899	BSN020M2B	7,949	BSS020M2B	9,627	208-230/1/60	KAK-0200	226
BST020M2C	8,738	BSN020M2C	7,786	BSS020M2C	9,466	208-230/3/60	KAK-0200	226
BST021M2C	9,319	BSN021M2C	8,365	BSS021M2C	10,047	208-230/3/60	ERC-0200	338
BST021M2D	10,883	BSN021M2D	9,929	BSS021M2D	11,610	460/3/60	ERC-0200	338
BST021M2G	9,474	BSN021M2G	8,527	BSS021M2G	10,203	230/1/60	ERC-0200	338
BST029M2C	11,173	BSN029M2C	10,320	BSS029M2C	11,900	208-230/3/60	ERF-0310	428
BST029M2CF	11,711					208-230/3/60	ERF-0310	428
BST029M2D	12,335	BSN029M2D	11,501	BSS029M2D	13,062	460/3/60	ERF-0310	428
BST029M2G	11,720	BSN029M2G	10,559	BSS029M2G	12,446	230/1/60	ERF-0310	428
BST030H2C	11,551	BSN030H2C	10,697	BSS030H2C	11,939	208-230/3/60	ERF-0310	428
BST030H2D	12,714	BSN030H2D	11,878	BSS030H2D	13,102	460/3/60	ERF-0310	428
BST030H2G	12,098	BSN030H2G	10,939	BSS030H2G	12,486	230/1/60	ERF-0310	428
BST030M2C	12,757	BSN030M2C	11,916	BSS030M2C	13,144	208-230/3/60	3RA-0310	440
BST030M2CF	13,295					208-230/3/60	3RA-0310	440
BST030M2D	13,688	BSN030M2D	12,852	BSS030M2D	14,077	460/3/60	3RA-0310	440
BST030M2G	13,281	BSN030M2G	12,088	BSS030M2G	13,670	230/1/60	3RA-0310	440
BST040H2C	13,812	BSN040H2C	12,984	BSS040H2C	14,200	208-230/3/60	NRB-0400	503
BST040H2D	14,675	BSN040H2D	13,846	BSS040H2D	15,063	460/3/60	NRB-0400	503
BST050H2C	14,940	BSN050H2C	14,101	BSS050H2C	15,329	208-230/3/60	NRA-0500	505
BST050H2D	15,801	BSN050H2D	14,966	BSS050H2D	16,189	460/3/60	NRA-0500	505
BST050M2C	16,229	BSN050M2C	15,391	BSS050M2C	16,617	208-230/3/60	NRM-0500	505
BST050M2CF	16,767					208-230/3/60	NRM-0500	505
BST050M2D	17,075	BSN050M2D	16,236	BSS050M2D	17,463	460/3/60	NRM-0500	505

1/2 - 4 HP (BS*) Semi-hermetic Medium R-404A/R-507 Temperature Condensing Units

Model	List Price (\$US)	Model	List Price (\$US)	Model	List Price (\$US)	Voltage	Compressor	Approx. Ship Wt. (lbs.)
BST005M6B	5,819	BSN005M6B	5,051	BSS005M6B	6,209	208-230/1/60	HAI-005E	188
BST010M6B	6,921	BSN010M6B	6,012	BSS010M6B	7,310	208-230/1/60	KAR-010E	208
BST010M6C	6,939	BSN010M6C	6,033	BSS010M6C	7,328	208-230/3/60	KAR-010E	208
BST020M6B	9,019	BSN020M6B	8,082	BSS020M6B	9,747	208-230/1/60	KAK-020E	226
BST020M6C	8,882	BSN020M6C	7,930	BSS020M6C	9,609	208-230/3/60	KAK-020E	226
BST021M6C	9,879	BSN021M6C	8,927	BSS021M6C	10,605	208-230/3/60	ERC-021E	338
BST021M6D	10,431	BSN021M6D	9,478	BSS021M6D	11,159	460/3/60	ERC-021E	338
BST030M6C	11,782	BSN030M6C	10,947	BSS030M6C	12,172	208-230/3/60	ERF-031E	440
BST030M6D	12,330	BSN030M6D	11,497	BSS030M6D	12,720	460/3/60	ERF-031E	440
BST030M6G	12,016	BSN030M6G	11,178	BSS030M6G	12,406	230/1/60	ERF-031E	440
BST040M6C	14,124	BSN040M6C	13,517	BSS040M6C	14,513	208-230/3/60	NRB-040E	503
BST040M6D	14,985	BSN040M6D	14,376	BSS040M6D	15,374	460/3/60	NRB-040E	503

1/2 - 3 HP (BS*) Semi-hermetic Low Temperature R-22 Condensing Units

Model	List Price (\$US)	Model	List Price (\$US)	Model	List Price (\$US)	Voltage	Compressor	Approx. Ship Wt. (lbs.)
BST005L2B	5,893	BSN005L2B	5,120	BSS005L2B	6,281	208-230/1/60	KAN-0050	199
BST008L2B	6,386	BSN008L2B	5,467	BSS008L2B	6,774	208-230/1/60	KAM-0075	199
BST008L2C	6,408	BSN008L2C	5,497	BSS008L2C	6,797	208-230/3/60	KAM-0075	199
BST010L2B	6,821	BSN010L2B	5,887	BSS010L2B	7,210	208-230/1/60	KAJ-0100	202
BST010L2C	6,828	BSN010L2C	5,926	BSS010L2C	7,217	208-230/3/60	KAJ-0100	202
BST020L2C	9,513	BSN020L2C	8,561	BSS020L2C	10,239	208-230/3/60	EAD-0200	335
BST020L2G	9,670	BSN020L2G	8,687	BSS020L2G	10,399	230/1/60	EAD-0200	335
BST021L2B	9,930	BSN021L2B	8,984	BSS021L2B	10,659	208-230/1/60	EAV-0210	338
BST021L2C	9,776	BSN021L2C	9,019	BSS021L2C	10,503	208-230/3/60	EAV-0210	338
BST021L2D	11,338	BSN021L2D	10,390	BSS021L2D	12,065	460/3/60	EAV-0210	338
BST030L2C	11,813	BSN030L2C	10,975	BSS030L2C	12,540	208-230/3/60	LAH-0310	394
BST030L2D	12,801	BSN030L2D	11,962	BSS030L2D	13,529	460/3/60	LAH-0310	394
BST030L2G	12,454	BSN030L2G	11,561	BSS030L2G	13,182	230/1/60	LAH-0310	394

NOTE: Stock models come with liquid-line drier assembly.

1/2 - 6 HP Factory-installed Options

Air-cooled Condensing Units

Electrical Options		Model	List Price (\$US)		
			Outdoor (T)	Indoor (N)	Beacon II™
Defrost	Air Defrost timer, medium temperature	All	494	494	-
	Electric defrost timer	005 - 035	494	494	-
	Electric Defrost Kit: timer, heater and fan contactors,lockout relay	030M6 - 060M6	704	704	-
		040L6 - 060L6	704	704	-
Adjustable low pressure control for H2, M2, and M6 models		All	137	137	137
Dual pressure control with superhose		All	308	308	-
Mounted fused disconnect		005 - 035	488	-	488
		040 - 060	899	-	899
Phase loss/ low voltage monitor		All	971	971	-
Fixed fan cycling (2 fan units)		015 - 029 Medium	339	339	-
		Up to 035L6 Low	339	339	-
Variable speed fan motor using the Hoffman controller (in place of head pressure control valve on outdoor unit)		030 - 060 Medium Temperature Only	448	706	-

Mechanical Options		Model	List Price (\$US)			
			Outdoor (T)	Indoor (N)	Beacon II™	
Liquid	Liquid-line drier, sight glass and shut-off valve sight glass, shut-off valve (Standard on ZF Scroll compressor)	005 - 025	464	464	464	
		027 - 060	538	538	538	
	Replaceable core liquid-line filter drier, sight glass, shut-off valve	030 - 060 Medium	989	989	989	
		040 - 060 Low	989	989	989	
Liquid-line solenoid valve and pump-down switch with liquid-line drier, sight glass and shut-off valve		005 - 025*	989	989	-	
		027 - 060*	1,064	1,064	-	
Suction	Suction-line filter	005 - 025	296	296	296	
		027 - 060	352	352	352	
	Replaceable core suction-line filter	030 - 060 Medium	1,030	1,030	1,030	
		040 - 060 Low	1,030	1,030	1,030	
	Suction accumulator (Standard on X6 models)		005 - 025	371	371	371
			027 - 060	618	618	618
Head pressure control flooding valve		005 - 060	Standard	438	Standard	
Oil separator with discharge line check valve		030 - 060 Medium	1,113	1,113	1,113	
		040 - 060 Low	1,113	1,113	1,113	
44 # receiver with relief valve (Cannot be ordered with liquid replaceable core option) (Oil separator may not be selected with 44# receiver)		030 - 060 Medium	1,104	1,104	1,104	
		040 - 060 Low	1,104	1,104	1,104	
Low ambient kit with heated and insulated receiver, Time Delay (TD) relay (Low ambient kit cannot be used with dual pressure control)		All	617	-	617	
BohnGuard condenser fin protection		005 - 035	841	841	841	
		040 - 060	1,044	1,044	1,044	
Copper fins		005 - 035	Call Factory	Call Factory	Call Factory	
		040 - 060	Call Factory	Call Factory	Call Factory	

* Liquid-line solenoid valve mounted at condensing unit is not recommended on applications with line runs to the evaporator of over 25 feet.

ADDITIONAL OPTIONS NEXT PAGE

1/2 - 6 HP Factory-installed Options

Mechanical Options	Model	List Price (\$US)	
		Outdoor (T)	Indoor (N)
R-22 : Quick connect fittings and refrigerant (must be ordered with liquid-line assemblies)	005 - 013	534	534
	015 - 029 BS*030L & E	630	630
	030 - 060	775	775
R-404A : Quick connect fittings and refrigerant (must be ordered with liquid-line assemblies)	005 - 013	635	635
	015-035L6	759	759
	030X6-060	927	927

Precharged Line Set with Refrigerant and Quick Connect Fittings at Both Ends

Horsepower	Line	7 Feet		10 Feet		15 Feet		20 Feet		30 Feet		50 Feet	
	Sizes	Kit #	List Price (\$US)	Kit #	List Price (\$US)	Kit #	List Price (\$US)	Kit #	List Price (\$US)	Kit #	List Price (\$US)	Kit #	List Price (\$US)
.5 - 1.4 HP	3/8"x5/8"	8049918	552	8049933	552	8049921	595	8049930	589	8049924	755	8049927	1,016
1.5 - 2.4 HP	3/8"x7/8"	8049919	576	8049934	602	8049922	644	8049931	718	8049925	1,017	8049928	1,537
2.5 - 6 HP	1/2"x1 1/8"	8049920	661	8049935	769	8049923	890	8049932	1,023	8049926	1,262	8049929	1,891

Wire Harness – For air or electric defrost (any units) – Not available for 115V evaporator motors.

10 Feet		15 Feet		20 Feet		25 Feet		35 Feet		55 Feet	
Kit #	List Price (\$US)	Kit #	List Price (\$US)	Kit #	List Price (\$US)	Kit #	List Price (\$US)	Kit #	List Price (\$US)	Kit #	List Price (\$US)
8077893	272	5009969	324	8077894	352	5009970	410	8077895	475	8077896	558

Shipped-loose Accessories

Description	Part #	List Price (\$US)
1/2" Solenoid valve, 115/230 volt coil	29318012	289
Thermostat	4131Y	241
12" Extended legs (shipped-loose):		
1 fan small	50014701	266
2 fan units	50014702	266
1 fan large	50014703	266
8" Extended legs (shipped-loose):		
1 fan small	50014710	266
2 fan units	50014711	266
1 fan large	50014712	266

Hail Guards (Shipped-loose)

Description	Part #	List Price (\$US)
1 fan small	50021705	323
2 fan	50021706	329
1 fan alternate	50021707	349
1 fan large	50021708	360

Smart Defrost Kit™

Option	List Price (\$US)
Factory-installed	1,050
Shipped-loose	765

3 - 22 HP Horizontal Air Flow Condensing Units

Nomenclature Example:

B	D	T	0500		H	2	C
Model	Compressor	Application	Equivalent HP		Suction Temperature	Refrigerant	Voltage
B = Bohn	D = Discus [®] Z = Scroll [®]	T = Outdoor N = Indoor S = Beacon II [™]	0300 = 3HP 0400 = 4HP 050* = 5HP 060* = 6HP 075* = 7.5HP 0800 = 8HP 0860 = 8.5HP	0900 = 9HP 1000 = 10HP 1200 = 12HP 1300 = 13HP 1400 = 14HP 1500 = 15HP 2200 = 22HP	H = High Temperature M = Medium Temperature L = Low Temperature	2 = R-22 6 = R-404A, 507	C = 208-230/3/60 (200-220/3/50) D = 460/3/60 (380-42 0/3/50) E = 575/3/60

Standard Features:

- Floating Tube[™] coil design
- Manual pump-down switch
- Sentronic[™] oil failure switch with Discus[®] compressors
- Spring mounted Discus[®] compressors with suction and discharge vibration eliminators
- Sight glass & permanent liquid-line filter
- Fixed high and adjustable low pressure switches
- Refrigeration duty, Type K, rifled, copper tube condenser
- ServiceMate[™] Diagnostic Module, standard on non-Beacon II[™] condensing units
- UL-listed, UL-listed for Canada



575 V Available

OUTDOOR (T)	INDOOR (N)	Beacon II [™] OUTDOOR (S)	ALL MODELS
<ul style="list-style-type: none"> Prepainted galvanized cabinet Head pressure control valve Crankcase heater Adjustable low pressure control 	<ul style="list-style-type: none"> No cabinet hood Fan guards Wiring conduit Adjustable low pressure control 	<ul style="list-style-type: none"> Outdoor unit with hood Wired for Beacon II[™] control Beacon II[™] fan cycling for two fan units only Head pressure control valve 	

5 - 15 HP (BD*) Discus[®] High Temperature R-22 Condensing Units

Model	List Price (\$US)	Model	List Price (\$US)	Model	List Price (\$US)	Voltage	Compressor	Approx. Ship Wt. (lbs.)
BDT0500H2C	18,988	BDN0500H2C	18,584	BDS0500H2C	19,707	208-230/3/60	2DC3R53KE	904
BDT0500H2D	20,245	BDN0500H2D	19,839	BDS0500H2D	20,965	460/3/60	2DC3R53KE	904
BDT0500H2E	20,650	BDN0500H2E	20,236	BDS0500H2E	21,384	575/3/60	2DC3R53KE	904
BDT0501H2C	19,460	BDN0501H2C	19,053	BDS0501H2C	20,179	208-230/3/60	2DD3R63KE	904
BDT0501H2D	20,717	BDN0501H2D	20,310	BDS0501H2D	21,435	460/3/60	2DD3R63KE	904
BDT0501H2E	21,131	BDN0501H2E	20,717	BDS0501H2E	21,864	575/3/60	2DD3R63KE	904
BDT0750H2C	23,942	BDN0750H2C	23,535	BDS0750H2C	25,163	208-230/3/60	2DL3R78KE	914
BDT0750H2CF*	23,942					208-230/3/60	2DL3R78KE	914
BDT0750H2D	25,197	BDN0750H2D	24,793	BDS0750H2D	26,417	460/3/60	2DL3R78KE	914
BDT0750H2E	25,702	BDN0750H2E	25,287	BDS0750H2E	26,944	575/3/60	2DL3R78KE	914
BDT0751H2C	24,091	BDN0751H2C	23,549	BDS0751H2C	25,663	208-230/3/60	2DA3R89KE	914
BDT0751H2CF	24,091					208-230/3/60	2DA3R89KE	914
BDT0751H2D	25,345	BDN0751H2D	24,804	BDS0751H2D	26,917	460/3/60	2DA3R89KE	914
BDT0751H2E	25,852	BDN0751H2E	25,300	BDS0751H2E	27,456	575/3/60	2DA3R89KE	914
BDT0800H2C	27,922	BDN0800H2C	27,381	BDS0800H2C	29,495	208-230/3/60	3DA3R10ME	1,183
BDT0800H2D	29,254	BDN0800H2D	28,710	BDS0800H2D	30,827	460/3/60	3DA3R10ME	1,183
BDT0800H2E	29,838	BDN0800H2E	29,285	BDS0800H2E	31,443	575/3/60	3DA3R10ME	1,183
BDT1000H2C	29,250	BDN1000H2C	28,726	BDS1000H2C	30,779	208-230/3/60	3DB3R12ME	1,208
BDT1000H2CF*	29,250					208-230/3/60	3DB3R12ME	1,208
BDT1000H2D	31,333	BDN1000H2D	30,791	BDS1000H2D	32,906	460/3/60	3DB3R12ME	1,208
BDT1000H2E	31,959	BDN1000H2E	31,406	BDS1000H2E	33,562	575/3/60	3DB3R12ME	1,208
BDT1200H2C	31,665	BDN1200H2C	31,140	BDS1200H2C	33,194	208-230/3/60	3DF3R15ME	1,228
BDT1200H2D	33,019	BDN1200H2D	32,449	BDS1200H2D	34,547	460/3/60	3DF3R15ME	1,228
BDT1500H2C	32,436	BDN1500H2C	31,911	BDS1500H2C	33,964	208-230/3/60	3DS3R17ME	1,360
BDT1500H2D	33,960	BDN1500H2D	33,390	BDS1500H2D	35,488	460/3/60	3DS3R17ME	1,442
BDT1500H2E	34,639	BDN1500H2E	34,058	BDS1500H2E	36,198	575/3/60	3DS3R17ME	1,442

5 - 15 HP (BD*) Discus[®] Medium Temperature R-404A / 507 Condensing Units

Model	List Price (\$US)	Model	List Price (\$US)	Model	List Price (\$US)	Voltage	Compressor	Approx. Ship Wt. (lbs.)
BDT0500M6C	18,988	BDN0500M6C	18,584	BDS0500M6C	19,707	208-230/3/60	2DC3R53KE	904
BDT0500M6D	20,245	BDN0500M6D	19,839	BDS0500M6D	20,965	460/3/60	2DC3R53KE	904
BDT0500M6E	20,650	BDN0500M6E	20,236	BDS0500M6E	21,384	575/3/60	2DC3R53KE	904
BDT0501M6C	19,460	BDN0501M6C	19,053	BDS0501M6C	20,179	208-230/3/60	2DD3R63KE	904
BDT0501M6D	20,717	BDN0501M6D	20,310	BDS0501M6D	21,435	460/3/60	2DD3R63KE	904
BDT0501M6E	21,131	BDN0501M6E	20,717	BDS0501M6E	21,864	575/3/60	2DD3R63KE	904
BDT0750M6C	23,942	BDN0750M6C	23,535	BDS0750M6C	25,163	208-230/3/60	2DL3R78KE	914
BDT0750M6D	25,197	BDN0750M6D	24,793	BDS0750M6D	26,417	460/3/60	2DL3R78KE	914
BDT0750M6E	25,702	BDN0750M6E	25,287	BDS0750M6E	26,944	575/3/60	2DL3R78KE	914
BDT0751M6C	24,091	BDN0751M6C	23,549	BDS0751M6C	25,663	208-230/3/60	2DA3R89KE	1,148
BDT0751M6D	25,345	BDN0751M6D	24,804	BDS0751M6D	26,917	460/3/60	2DA3R89KE	1,148
BDT0751M6E	25,852	BDN0751M6E	25,300	BDS0751M6E	27,456	575/3/60	2DA3R89KE	1,148
BDT0800M6C	27,922	BDN0800M6C	27,381	BDS0800M6C	29,495	208-230/3/60	3DA3R10ME	1,183
BDT0800M6D	29,254	BDN0800M6D	28,710	BDS0800M6D	30,827	460/3/60	3DA3R10ME	1,183
BDT0800M6E	29,838	BDN0800M6E	29,285	BDS0800M6E	31,443	575/3/60	3DA3R10ME	1,183
BDT1000M6C	29,250	BDN1000M6C	28,726	BDS1000M6C	30,779	208-230/3/60	3DB3R12ME	1,208
BDT1000M6D	31,333	BDN1000M6D	30,791	BDS1000M6D	32,906	460/3/60	3DB3R12ME	1,208
BDT1000M6E	31,959	BDN1000M6E	31,406	BDS1000M6E	33,562	575/3/60	3DB3R12ME	1,208
BDT1200M6C	31,665	BDN1200M6C	31,140	BDS1200M6C	33,194	208-230/3/60	3DF3R15ME	1,228
BDT1200M6D	33,019	BDN1200M6D	32,449	BDS1200M6D	34,547	460/3/60	3DF3R15ME	1,228
BDT1500M6C	32,436	BDN1500M6C	31,911	BDS1500M6C	33,964	208-230/3/60	3DS3R17ME	1,442
BDT1500M6D	33,960	BDN1500M6D	33,390	BDS1500M6D	35,488	460/3/60	3DS3R17ME	1,442
BDT1500M6E	34,639	BDN1500M6E	34,058	BDS1500M6E	36,198	575/3/60	3DS3R17ME	1,442

* Model numbers are normally in stock.

3 - 22 HP Horizontal Air Flow Condensing Units

- Floating Tube™ coil design
- Manual pump-down switch
- Sentronic® oil failure switch with Discus® compressors
- Spring mounted Discus® compressors with suction and discharge vibration eliminators
- Fixed high and adjustable low pressure switches

- Refrigeration duty, Type K, rifled, copper tube condenser
- Sight glass & permanent liquid-line filter
- ServiceMate™ Diagnostic Module, standard on non-Beacon II™ condensing units
- UL-listed, UL-listed for Canada



575 V Available



OUTDOOR (T) • Prepainted galvanized cabinet • Head pressure control valve • Crankcase heater • Adjustable low pressure control	INDOOR (N) • No cabinet hood • Fan guards • Wiring conduit • Adjustable low pressure control	Beacon II™ OUTDOOR (S) • Outdoor unit with hood • Wired for Beacon II™ control • Beacon II™ fan cycling for two fan units only • Head pressure control valve	ALL MODELS
---	---	---	-------------------

3 - 22 HP (BD*) Discus® Low Temperature R-404A Condensing Units

Model	List Price (\$US)	Model	List Price (\$US)	Model	List Price (\$US)	Voltage	Compressor	Approx. Ship Wt. (lbs.)
BDT0300L6C	18,454	BDN0300L6C	18,050	BDS0300L6C	19,174	208-230/3/60	2DF3F16KE	890
BDT0300L6D	19,708	BDN0300L6D	19,303	BDS0300L6D	20,430	460/3/60	2DF3F16KE	890
BDT0300L6E	20,103	BDN0300L6E	19,689	BDS0300L6E	20,835	575/3/60	2DF3F16KE	890
BDT0400L6C	20,060	BDN0400L6C	19,654	BDS0400L6C	20,777	208-230/3/60	2DL3F20KE	894
BDT0400L6D	21,314	BDN0400L6D	20,907	BDS0400L6D	22,031	460/3/60	2DL3F20KE	894
BDT0400L6E	21,738	BDN0400L6E	21,325	BDS0400L6E	22,474	575/3/60	2DL3F20KE	894
BDT0600L6C	21,078	BDN0600L6C	20,671	BDS0600L6C	21,796	208-230/3/60	2DB3F25KE	904
BDT0600L6D	22,332	BDN0600L6D	21,927	BDS0600L6D	23,050	460/3/60	2DB3F25KE	904
BDT0600L6E	22,778	BDN0600L6E	22,365	BDS0600L6E	23,509	575/3/60	2DB3F25KE	904
BDT0601L6C	22,322	BDN0601L6C	21,916	BDS0601L6C	23,040	208-230/3/60	3DA3F28KE	934
BDT0601L6CF	23,459					208-230/3/60	3DA3F28KE	934
BDT0601L6D	23,575	BDN0601L6D	23,170	BDS0601L6D	24,293	460/3/60	3DA3F28KE	934
BDT0601L6E	24,047	BDN0601L6E	23,633	BDS0601L6E	24,780	575/3/60	3DA3F28KE	934
BDT0750L6C	26,078	BDN0750L6C	25,671	BDS0750L6C	27,298	208-230/3/60	3DB3A-075E	958
BDT0750L6CF*	26,168					208-230/3/60	3DB3A-075E	958
BDT0750L6D	27,333	BDN0750L6D	26,927	BDS0750L6D	28,552	460/3/60	3DB3A-075E	958
BDT0750L6E	27,881	BDN0750L6E	27,464	BDS0750L6E	29,122	575/3/60	3DB3F33KE	958
BDT0900L6C	28,679	BDN0900L6C	28,138	BDS0900L6C	30,250	208-230/3/60	3DF3F40KE	1,193
BDT0900L6D	29,932	BDN0900L6D	29,390	BDS0900L6D	31,507	460/3/60	3DF3F40KE	1,193
BDT0900L6E	30,533	BDN0900L6E	29,980	BDS0900L6E	32,136	575/3/60	3DF3F40KE	1,193
BDT1000L6C	30,855	BDN1000L6C	30,312	BDS1000L6C	32,424	208-230/3/60	3DS3F46KE	1,198
BDT1000L6D	31,503	BDN1000L6D	30,959	BDS1000L6D	33,074	460/3/60	3DS3F46KE	1,198
BDT1000L6E	32,132	BDN1000L6E	31,578	BDS1000L6E	33,734	575/3/60	3DS3F46KE	1,198
BDT1200L6C	31,497	BDN1200L6C	30,929	BDS1200L6C	33,025	208-230/3/60	4DA3F47KE	1,459
BDT1200L6D	32,577	BDN1200L6D	32,007	BDS1200L6D	34,105	460/3/60	4DA3F47KE	1,459
BDT1200L6E	33,229	BDN1200L6E	32,647	BDS1200L6E	34,787	575/3/60	4DA3F47KE	1,459
BDT1500L6C	32,907	BDN1500L6C	32,337	BDS1500L6C	34,435	208-230/3/60	4DL3F63KE	1,484
BDT1500L6D	35,480	BDN1500L6D	34,910	BDS1500L6D	37,008	460/3/60	4DL3F63KE	1,484
BDT1500L6E	36,190	BDN1500L6E	35,609	BDS1500L6E	37,750	575/3/60	4DL3F63KE	1,484
BDT2200L6C	38,535	BDN2200L6C	37,965	BDS2200L6C	40,064	208-230/3/60	4DT3F76KE	1,494
BDT2200L6D	39,020	BDN2200L6D	38,800	BDS2200L6D	40,546	460/3/60	4DT3F76KE	1,494
BDT2200L6E	39,800	BDN2200L6E	39,218	BDS2200L6E	41,358	575/3/60	4DT3F76KE	1,494

3 - 22 HP (BD*) Discus® Low Temperature R-22 Condensing Units

Model	List Price (\$US)	Model	List Price (\$US)	Model	List Price (\$US)	Voltage	Compressor	Approx. Ship Wt. (lbs.)
BDT0300L2C	20,496	BDN0300L2C	20,090	BDS0300L2C	21,214	208-230/3/60	2DF3F16KE	890
BDT0300L2D	21,751	BDN0300L2D	21,344	BDS0300L2D	22,467	460/3/60	2DF3F16KE	890
BDT0300L2E	22,185	BDN0300L2E	21,772	BDS0300L2E	22,917	575/3/60	2DF3F16KE	890
BDT0400L2C	22,099	BDN0400L2C	21,692	BDS0400L2C	22,817	208-230/3/60	2DL3F20KE	894
BDT0400L2D	23,354	BDN0400L2D	22,947	BDS0400L2D	24,074	460/3/60	2DL3F20KE	894
BDT0400L2E	23,822	BDN0400L2E	23,405	BDS0400L2E	24,555	575/3/60	2DL3F20KE	894
BDT0600L2C	23,116	BDN0600L2C	22,713	BDS0600L2C	23,836	208-230/3/60	2DB3F25KE	904
BDT0600L2D	24,372	BDN0600L2D	23,967	BDS0600L2D	25,091	460/3/60	2DB3F25KE	904
BDT0600L2E	24,857	BDN0600L2E	24,446	BDS0600L2E	25,592	575/3/60	2DB3F25KE	904
BDT0601L2C	24,362	BDN0601L2C	23,955	BDS0601L2C	25,081	208-230/3/60	3DA3F28KE	934
BDT0601L2D	25,615	BDN0601L2D	25,210	BDS0601L2D	26,336	460/3/60	3DA3F28KE	934
BDT0601L2E	26,128	BDN0601L2E	25,715	BDS0601L2E	26,862	575/3/60	3DA3F28KE	934
BDT0750L2C	28,117	BDN0750L2C	27,712	BDS0750L2C	29,338	208-230/3/60	3DB3A-075E	958
BDT0750L2D	29,373	BDN0750L2D	28,967	BDS0750L2D	30,593	460/3/60	3DB3A-075E	958
BDT0750L2E	29,959	BDN0750L2E	29,548	BDS0750L2E	31,202	575/3/60	3DB3A-075E	958
BDT0900L2C	30,717	BDN0900L2C	30,176	BDS0900L2C	32,291	208-230/3/60	3DF3F40KE	1,193
BDT0900L2D	31,973	BDN0900L2D	31,431	BDS0900L2D	33,547	460/3/60	3DF3F40KE	1,193
BDT0900L2E	32,612	BDN0900L2E	32,061	BDS0900L2E	34,218	575/3/60	3DF3F40KE	1,193
BDT1000L2C	32,892	BDN1000L2C	32,351	BDS1000L2C	34,465	208-230/3/60	3DS3F46KE	1,198
BDT1000L2D	33,541	BDN1000L2D	32,999	BDS1000L2D	35,112	460/3/60	3DS3F46KE	1,198
BDT1000L2E	34,211	BDN1000L2E	33,660	BDS1000L2E	35,816	575/3/60	3DS3F46KE	1,198
BDT1200L2C	33,478	BDN1200L2C	32,909	BDS1200L2C	35,006	208-230/3/60	4DA3F47KE	1,459
BDT1200L2D	34,558	BDN1200L2D	33,989	BDS1200L2D	36,086	460/3/60	4DA3F47KE	1,459
BDT1200L2E	35,250	BDN1200L2E	34,667	BDS1200L2E	36,809	575/3/60	4DA3F47KE	1,459
BDT1500L2C	34,889	BDN1500L2C	34,318	BDS1500L2C	36,417	208-230/3/60	4DL3F63KE	1,484
BDT1500L2D	37,462	BDN1500L2D	36,892	BDS1500L2D	38,989	460/3/60	4DL3F63KE	1,484
BDT1500L2E	38,212	BDN1500L2E	37,629	BDS1500L2E	39,768	575/3/60	4DL3F63KE	1,484
BDT2200L2C	40,516	BDN2200L2C	39,945	BDS2200L2C	42,044	208-230/3/60	4DT3F76KE	1,494
BDT2200L2D	40,999	BDN2200L2D	40,430	BDS2200L2D	42,529	460/3/60	4DT3F76KE	1,494
BDT2200L2E	41,820	BDN2200L2E	41,238	BDS2200L2E	43,378	575/3/60	4DT3F76KE	1,494

* Model numbers are normally in stock.

FOR OPTIONS GO TO PAGE 45-46

3 - 22 HP Horizontal Air Flow Condensing Units

Standard Features:

- Floating Tube™ coil design
- Manual pump-down switch
- Refrigeration duty, Type K, rifled, copper tube condenser
- Fixed high and adjustable low pressure switches
- ServiceMate™ Diagnostic Module, standard on non-Beacon II™ condensing unit
- UL-listed, UL-listed for Canada



575 V Available

OUTDOOR (T)	INDOOR (N)	Beacon II™ OUTDOOR (S)	ALL MODELS
<ul style="list-style-type: none"> • Prepainted galvanized cabinet • Head pressure control valve • Crankcase heater • Adjustable low pressure control 	<ul style="list-style-type: none"> • No cabinet hood • Fan guards • Wiring conduit • Adjustable low pressure control 	<ul style="list-style-type: none"> • Outdoor unit with hood • Wired for Beacon II™ control • Beacon II™ fan cycling for two fan units only • Head pressure control valve 	

6 1/2 - 14 HP (BZ*) Scroll® Medium Temperature R-404A Condensing Units

Model	List Price (\$US)	Model	List Price (\$US)	Model	List Price (\$US)	Voltage	Compressor	Approx. Ship Wt. (lbs.)
BZT0650M6C	20,951	BZN0650M6C	20,545	BZS0650M6C	22,171	208-230/3/60	ZB50KCE	727
BZT0650M6D	22,313	BZN0650M6D	21,907	BZS0650M6D	23,532	460/3/60	ZB50KCE	727
BZT0650M6E	22,758	BZN0650M6E	22,346	BZS0650M6E	24,004	575/3/60	ZB50KCE	727
BZT0700M6C	21,001	BZN0700M6C	20,594	BZS0700M6C	22,574	208-230/3/60	ZB58KCE	963
BZT0700M6D	22,365	BZN0700M6D	21,959	BZS0700M6D	23,816	460/3/60	ZB58KCE	963
BZT0700M6E	22,840	BZN0700M6E	22,434	BZS0700M6E	24,291	575/3/60	ZB58KCE	963
BZT0750M6C	21,981	BZN0750M6C	21,439	BZS0750M6C	23,554	208-230/3/60	ZB66KCE	976
BZT0750M6D	23,344	BZN0750M6D	22,802	BZS0750M6D	24,915	460/3/60	ZB66KCE	976
BZT0750M6E	23,809	BZN0750M6E	23,255	BZS0750M6E	25,412	575/3/60	ZB66KCE	976
BZT0860M6C	26,053	BZN0860M6C	25,512	BZS0860M6C	27,627	208-230/3/60	ZB76KCE	981
BZT0860M6D	26,674	BZN0860M6D	26,134	BZS0860M6D	28,247	460/3/60	ZB76KCE	981
BZT0860M6E	27,208	BZN0860M6E	26,657	BZS0860M6E	28,812	575/3/60	ZB76KCE	981
BZT1000M6C	28,647	BZN1000M6C	27,070	BZS1000M6C	30,220	208-230/3/60	ZS92K4E	1,071
BZT1000M6D	28,880	BZN1000M6D	27,303	BZS1000M6D	30,452	460/3/60	ZS92K4E	1,071
BZT1000M6E	29,458	BZN1000M6E	27,849	BZS1000M6E	31,061	575/3/60	ZS92K4E	1,071
BZT1401M6C	31,987	BZN1401M6C	30,319	BZS1401M6C	33,649	208-230/3/60	ZS11M4E	1,340
BZT1401M6D	33,229	BZN1401M6D	30,561	BZS1401M6D	33,894	460/3/60	ZS11M4E	1,340
BZT1401M6E	32,872	BZN1401M6E	31,172	BZS1401M6E	34,572	575/3/60	ZS11M4E	1,340

7 1/2 - 15 HP (BZ*) Scroll® Low Temperature R-22 Condensing Units

Model	List Price (\$US)	Model	List Price (\$US)	Model	List Price (\$US)	Voltage	Compressor	Approx. Ship Wt. (lbs.)
BZT0750L2C	19,811	BZN0750L2C	19,403	BZS0750L2C	21,030	208-230/3/60	ZF24K4E	824
BZT0750L2D	21,030	BZN0750L2D	20,625	BZS0750L2D	22,250	460/3/60	ZF24K4E	824
BZT0750L2E	21,449	BZN0750L2E	21,036	BZS0750L2E	22,694	575/3/60	ZF24K4E	824
BZT1000L2C	24,589	BZN1000L2C	24,185	BZS1000L2C	25,811	208-230/3/60	ZF33K4E	824
BZT1000L2D	25,866	BZN1000L2D	25,459	BZS1000L2D	27,084	460/3/60	ZF33K4E	824
BZT1000L2E	26,383	BZN1000L2E	25,969	BZS1000L2E	27,627	575/3/60	ZF33K4E	824
BZT1300L2C	27,611	BZN1300L2C	27,070	BZS1300L2C	29,184	208-230/3/60	ZF40K4E	1,054
BZT1300L2D	28,268	BZN1300L2D	27,726	BZS1300L2D	29,844	460/3/60	ZF40K4E	1,054
BZT1300L2E	28,834	BZN1300L2E	28,282	BZS1300L2E	30,439	575/3/60	ZF40K4E	1,054
BZT1500L2C	28,514	BZN1500L2C	27,973	BZS1500L2C	30,089	208-230/3/60	ZF48K4E	1,073
BZT1500L2D	29,173	BZN1500L2D	28,630	BZS1500L2D	30,748	460/3/60	ZF48K4E	1,073
BZT1500L2E	29,755	BZN1500L2E	29,204	BZS1500L2E	31,363	575/3/60	ZF48K4E	1,073

7 1/2 - 15 HP (BZ*) Scroll® Low Temperature R-404A / 507 Condensing Units

Model	List Price (\$US)	Model	List Price (\$US)	Model	List Price (\$US)	Voltage	Compressor	Approx. Ship Wt. (lbs.)
BZT0750L6C	19,811	BZN0750L6C	19,403	BZS0750L6C	21,030	208-230/3/60	ZF24K4E	824
BZT0750L6D	21,030	BZN0750L6D	20,625	BZS0750L6D	22,250	460/3/60	ZF24K4E	824
BZT0750L6E	21,449	BZN0750L6E	21,036	BZS0750L6E	22,694	575/3/60	ZF24K4E	824
BZT1000L6C	24,589	BZN1000L6C	24,185	BZS1000L6C	25,811	208-230/3/60	ZF33K4E	824
BZT1000L6D	25,866	BZN1000L6D	25,459	BZS1000L6D	27,084	460/3/60	ZF33K4E	824
BZT1000L6E	26,383	BZN1000L6E	25,969	BZS1000L6E	27,627	575/3/60	ZF33K4E	824
BZT1300L6C	27,611	BZN1300L6C	27,070	BZS1300L6C	29,184	208-230/3/60	ZF40K4E	1,054
BZT1300L6D	28,268	BZN1300L6D	27,726	BZS1300L6D	29,844	460/3/60	ZF40K4E	1,054
BZT1300L6E	28,834	BZN1300L6E	28,282	BZS1300L6E	30,439	575/3/60	ZF40K4E	1,054
BZT1500L6C	28,514	BZN1500L6C	27,973	BZS1500L6C	30,089	208-230/3/60	ZF48K4E	1,073
BZT1500L6D	29,173	BZN1500L6D	28,630	BZS1500L6D	30,748	460/3/60	ZF48K4E	1,073
BZT1500L6E	29,755	BZN1500L6E	29,204	BZS1500L6E	31,363	575/3/60	ZF48K4E	1,073

3 - 22 HP Factory-installed Options

Models	1 Fan Models	2 Fan Models	2 Fan Large Models
BD-Discus® H2 & M6	0500 - 0750	0751 - 1200	1500
BD-Discus® L2 & L6	0300 - 0750	0900 - 1000	1200 - 2200
BZ-Scroll® M6	0650	0700 - 1000	1401
BZ-Scroll® L2 & L6	0750 - 1000	1300 - 1500	-

Air-cooled Condensing Units

Electrical Option		Cabinet Size	List Price (\$US)		
			B*T (Outdoor)	B*N (Indoor)	B*S (Beacon II™)
Air defrost timer		All models	494	494	-
Defrost	Electric defrost kit (timer, heater contactor, terminal strip, single fan contactor)	1 Fan	1,137	1,137	-
		2 Fan	1,269	1,269	-
		2 Fan Large [†] (Low Amps)	1,721	1,721	-
		2 Fan Large [†] (High Amps)	2,476	2,476	-
	Fuses for electric defrost kits	All models	404	404	-
Evaporator hold out relay		2 Fan Large	201	201	-
Adjustable high pressure switch w/ manual reset & adjustable low pressure switch		2 Fan Models	349	349	349
Dual pressure control with adjustable high & low pressure settings (standard heated and insulated receiver kit option can't be used with this option — contact factory)		All models	137	137	-
Fused disconnect		1 Fan (230V)	937	937	937
		1 Fan (460V)	1,079	1,079	1,079
		2 Fan (230V)	1,645	1,645	1,645
		2 Fan (460V)	1,894	1,894	1,894
		2 Fan Large (230V)	2,262	2,262	2,262
		2 Fan Large (460V)	3,098	3,098	3,098
Phase loss monitor		All models	1,015	1,015	1,015
Fan cycling (Excluding Beacon II pressure on 1 fan, temperature & pressure on 2 fan & 2 fan large)		1 Fan	353	-	-
		2 Fan	488	-	Press. Std.
		2 Fan Large	488	-	Press. Std.
Circuit Breakers (Compressor, Control & Fan)		2 Fan Large - 230V	2,112	2,112	-
		2 Fan Large - 460V	3,206	3,206	-
Compressor fusing		2 Fan Large	363	363	363
NEMA Contactors		2 Fan Large - 230V	1,931	1,931	-
		2 Fan Large - 460V	1,119	1,119	-
Crankcase heater		All models	Standard	Standard	Standard

* Consult Technical Bulletin for amperage limits.

Smart Defrost Kit™

Option	List Price (\$US)
Factory-installed	1,050
Shipped-loose	765

ADDITIONAL OPTIONS NEXT PAGE

3 - 22 HP Factory-installed Options

Models	1 Fan Models	2 Fan Models	2 Fan Large Models
BD-Discus [®] H2 & M6	0500 - 0750	0751 - 1200	1500
BD-Discus [®] L2 & L6	0300 - 0750	0900 - 1000	1200 - 2200
BZ-Scroll [®] M6	0650	0700 - 1000	1401
BZ-Scroll [®] L2 & L6	0750 - 1000	1300 - 1500	-

Air-cooled Condensing Units


Mechanical Options		Cabinet Size	List Price (\$US)		
			B*T (Outdoor)	B*N (Indoor)	B*S (Beacon II™)
Liquid	Liquid-line filter (permanent) & sight glass	All models	Standard	Standard	Standard
	Liquid-line filter (replaceable core) & sight glass	All models	418	418	418
	Liquid-line solenoid installed [‡]	1 Fan	548	548	-
		2 Fan Large	614	614	-
Suction	Suction-line filter (permanent)	1 Fan	841	841	-
		2 Fan	418	418	418
		2 Fan Large	711	711	711
	Suction-line filter (replaceable core)	2 Fan Large	1,135	1,135	1,135
		1 Fan	804	804	804
		2 Fan	1,097	1,097	1,097
	Suction accumulator	2 Fan Large	1,486	1,486	1,486
		1 Fan	644	644	644
		2 Fan	1,000	1,000	1,000
	Head pressure control valve - 180psi fixed		2 Fan Large	2,425	2,425
Head pressure control valve - adjustable		1 & 2 Fan	Standard	313	Standard
Oil separator (with discharge line check valve)		2 Fan Large	Standard	1,065	Standard
Compressor Unloading (One Step)	1 Fan	1,164	1,164	1,164	
	2 Fan	1,229	1,229	1,229	
	2 Fan Large	1,455	1,455	1,455	
Oversized receiver	2 Fan Large	2,007	2,007	-	
	1 Fan: R-22 = 60 lbs R-404A/507 = 52 lbs.	1,096	1,096	1,096	
	2 Fan: R-22 = 90 lbs. R-404A/507 = 78 lbs.	546	546	546	
Heated & insulated receiver (includes low pressure cut-out time delay)	2 Fan Large: See Technical Bulletin for Volumes	337	337	337	
	1 Fan	704	-	704	
	2 Fan	704	-	704	
BohnGuard™ condenser fin protection	2 Fan Large	940	-	940	
	1 Fan	1,092	1,092	1,092	
	2 Fan	1,511	1,511	1,511	
Copper condenser fins	2 Fan Large	2,121	2,121	2,121	
	1 Fan	Call Factory	Call Factory	Call Factory	
	2 Fan	Call Factory	Call Factory	Call Factory	
ElectroFin [®] coil coating	2 Fan Large	Call Factory	Call Factory	Call Factory	
	1 Fan	2,409	2,409	2,409	
	2 Fan	3,248	3,248	3,248	
Louvered guard for snowbelt regions	2 Fan Large	4,221	4,221	4,221	
	1 Fan	1,065	-	1,065	
	2 Fan	1,213	-	1,213	
12" extended legs (shipped-loose)	2 Fan Large	-	-	-	
	1 Fan (Part # 50053301)	339	339	339	
	2 Fan (Part # 50053301)	339	339	339	
Hail Guards (shipped-loose)	2 Fan Large (Part # 59894901)	427	427	427	
	1 Fan (Part # 59898801)	389	389	389	
	2 Fan (Part # 59898901)	440	440	440	
Hail Guards (shipped-loose)	2 Fan Large (Part # 59896801)	493	493	493	

[‡] Liquid-line solenoid valve mounted at condensing unit is not recommended on applications with line runs to the evaporator of over 25 feet.

12 - 40 HP BLV/BDVS Vertical Air Discharge, Discus® Condensing Units

Nomenclature Example:

B	D	V	S	1500	H	2	C
Model	Compressor	Style	Beacon II™	Equivalent HP	Application	Refrigerant	Voltage
B = Bohn	D = Discus®	V = Vertical	S = Beacon II™	120* = 12 HP 150* = 15 HP 200* = 20 HP 250* = 25 HP 260* = 26 HP 270* = 27 HP 300* = 30 HP 350* = 40HP	H = High Temperature M = Medium Temperature L = Low Temperature C = Commercial Temperature	2 = R-22 6 = R-404A, 507	C = 208-230/3/60 (200-220/3/50) D = 460/3/60 (380-420/3/50) K = 230/3/60 (220/3/50) E = 575/3/60



cULus

**575 V
Available**

OUTDOOR (T)

- Prepainted galvanized cabinet
- Head pressure control valve
- Liquid-line filter drier & sight glass
- Suction & discharge vibration eliminator

Beacon II™ OUTDOOR (S)

- Wired for Beacon II™ control
- Head pressure control valve

ALL MODELS

15 - 40 HP High & Medium Temperature R-22, 404A, 507 Condensing Units

Model	List Price (\$US)	Model	List Price (\$US)	Voltage	Compressor	Ship Wt. (lbs.)
BLV1500H2C	33,696	BDVS1500H2C	36,176	208-230/3/60	3DS3R17ME	1,800
BLV1500H2D	34,362	BDVS1500H2D	36,841	460/3/60	3DS3R17ME	1,800
BLV1500H2E	35,048	BDVS1500H2E	37,576	575/3/60	3DS3R17ME	1,800
BLV1500M6C	33,696	BDVS1500M6C	36,176	208-230/3/60	3DS3R17ME	1,800
BLV1500M6D	34,362	BDVS1500M6D	36,841	460/3/60	3DS3R17ME	1,800
BLV1500M6E	35,048	BDVS1500M6E	37,576	575/3/60	3DS3R17ME	1,800
BLV2000H2C	37,496	BDVS2000H2C	39,974	208-230/3/60	4DA3R18ME	1,800
BLV2000H2D	38,162	BDVS2000H2D	40,641	460/3/60	4DA3R18ME	1,800
BLV2000H2E	38,925	BDVS2000H2E	41,452	575/3/60	4DA3R18ME	1,800
BLV2000M6C	37,496	BDVS2000M6C	39,974	208-230/3/60	4DA3R18ME	1,800
BLV2000M6D	38,162	BDVS2000M6D	40,641	460/3/60	4DA3R18ME	1,800
BLV2000M6E	38,925	BDVS2000M6E	41,452	575/3/60	4DA3R18ME	1,800
BLV2500H2C	44,737	BDVS2500H2C	47,216	208-230/3/60	4DH3R22ME	1,965
BLV2500H2D	45,402	BDVS2500H2D	47,882	460/3/60	4DH3R22ME	1,965
BLV2500H2E	46,310	BDVS2500H2E	48,839	575/3/60	4DH3R22ME	1,965
BLV2500M6C	44,737	BDVS2500M6C	47,216	208-230/3/60	4DH3R22ME	1,965
BLV2500M6D	45,402	BDVS2500M6D	47,882	460/3/60	4DH3R22ME	1,965
BLV2500M6E	46,310	BDVS2500M6E	48,839	575/3/60	4DH3R22ME	1,965
BLV2600H2C	50,247	BDVS2600H2C	52,724	208-230/3/60	4DH3R22ME	2,070
BLV2600H2D	50,911	BDVS2600H2D	53,393	460/3/60	4DH3R22ME	2,070
BLV2600H2E	51,930	BDVS2600H2E	54,461	575/3/60	4DH3R22ME	2,070
BLV2600M6C	50,247	BDVS2600M6C	52,724	208-230/3/60	4DH3R22ME	2,070
BLV2600M6D	50,911	BDVS2600M6D	53,393	460/3/60	4DH3R22ME	2,070
BLV2600M6E	51,930	BDVS2600M6E	54,461	575/3/60	4DH3R22ME	2,070
BLV3000H2C	52,469	BDVS3000H2C	54,949	208-230/3/60	4DJ3R28ME	2,170
BLV3000H2D	53,137	BDVS3000H2D	55,613	460/3/60	4DJ3R28ME	2,170
BLV3000H2E	54,198	BDVS3000H2E	56,725	575/3/60	4DJ3R28ME	2,170
BLV3000M6C	52,469	BDVS3000M6C	54,949	208-230/3/60	4DJ3R28ME	2,170
BLV3000M6D	53,137	BDVS3000M6D	55,613	460/3/60	4DJ3R28ME	2,170
BLV3000M6E	54,198	BDVS3000M6E	56,725	575/3/60	4DJ3R28ME	2,170
BLV3500H2C	59,391	BDVS3500H2C	62,168	208-230/3/60	6DH3R35ME	2,650
BLV3500H2D	59,938	BDVS3500H2D	62,717	460/3/60	6DH3R35ME	2,650
BLV3500H2E	61,138	BDVS3500H2E	63,971	575/3/60	6DH3R35ME	2,650
BLV3500M6C	59,391	BDVS3500M6C	62,168	208-230/3/60	6DH3R35ME	2,650
BLV3500M6D	59,938	BDVS3500M6D	62,717	460/3/60	6DH3R35ME	2,650
BLV3500M6E	61,138	BDVS3500M6E	63,971	575/3/60	6DH3R35ME	2,650
BLV3505H2D	63,189	BDVS3505H2D	65,966	460/3/60	6DG3R37ME	2,650
BLV3505H2K	62,449	BDVS3505H2K	65,224	230/3/60	6DG3R37ME	2,650
BLV3505H2E	64,453	BDVS3505H2E	67,285	575/3/60	6DG3R37ME	2,650
BLV4000H2D	66,418	BDVS4000H2D	69,193	460/3/60	6DJ3R40ME	2,760
BLV4000H2K	65,526	BDVS4000H2K	68,302	230/3/60	6DJ3R40ME	2,760
BLV4000H2E	67,746	BDVS4000H2E	70,577	575/3/60	6DJ3R40ME	2,760
BLV4000M6D	66,418	BDVS4000M6D	69,193	460/3/60	6DJ3R40ME	2,760
BLV4000M6K	65,526	BDVS4000M6K	68,302	230/3/60	6DJ3R40ME	2,760
BLV4000M6E	67,746	BDVS4000M6E	70,577	575/3/60	6DJ3R40ME	2,760

15 - 40 HP Commercial Temperature R-404A, 507 Condensing Units with Head Cooling Fan

Model	List Price (\$US)	Model	List Price (\$US)	Voltage	Compressor	Ship Wt. (lbs.)
BLV1500C6C	34,830	BDVS1500C6C	37,308	208-230/3/60	3DS3R17ME	1,800
BLV1500C6D	35,493	BDVS1500C6D	37,974	460/3/60	3DS3R17ME	1,800
BLV1500C6E	36,203	BDVS1500C6E	38,733	575/3/60	3DS3R17ME	1,800
BLV2000C6C	38,627	BDVS2000C6C	41,105	208-230/3/60	4DA3R18ME	1,800
BLV2000C6D	39,290	BDVS2000C6D	41,771	460/3/60	4DA3R18ME	1,880
BLV2000C6E	40,076	BDVS2000C6E	42,607	575/3/60	4DA3R18ME	1,880
BLV2500C6C	45,869	BDVS2500C6C	48,350	208-230/3/60	4DH3R22ME	1,965
BLV2500C6D	46,533	BDVS2500C6D	49,010	460/3/60	4DH3R22ME	1,965
BLV2500C6E	47,465	BDVS2500C6E	49,991	575/3/60	4DH3R22ME	1,965
BLV2600C6C	51,380	BDVS2600C6C	53,857	208-230/3/60	4DH3R22ME	2,070
BLV2600C6D	52,047	BDVS2600C6D	54,523	460/3/60	4DH3R22ME	2,070
BLV2600C6E	53,088	BDVS2600C6E	55,613	575/3/60	4DH3R22ME	2,070
BLV3000C6C	53,602	BDVS3000C6C	56,078	208-230/3/60	4DJ3R28ME	2,170
BLV3000C6D	54,267	BDVS3000C6D	56,748	460/3/60	4DJ3R28ME	2,170
BLV3000C6E	55,354	BDVS3000C6E	57,883	575/3/60	4DJ3R28ME	2,170
BLV3500C6C	60,523	BDVS3500C6C	63,299	208-230/3/60	6DH3R35ME	2,650
BLV3500C6D	61,072	BDVS3500C6D	63,846	460/3/60	6DH3R35ME	2,650
BLV3500C6E	62,292	BDVS3500C6E	65,124	575/3/60	6DH3R35ME	2,650
BLV4000C6D	66,660	BDVS4000C6D	69,436	460/3/60	6DJ3R40ME	2,760
BLV4000C6K	65,992	BDVS4000C6K	68,770	230/3/60	6DJ3R40ME	2,760
BLV4000C6E	67,993	BDVS4000C6E	70,823	575/3/60	6DJ3R40ME	2,760

12 - 40 HP BLV/BDVS Vertical Air Discharge, Discus® Condensing Units



575 V Available

Standard Features:

- Liquid line with drier, sight glass and shut-off valve
- Floating Tube™ coil design
- Condenser built with rifled tubing and a separate subcooler coil for extra performance
- Copeland Discus® with POE oil — Low temperature R-22 Discus® compressors utilize Demand Cooling
- Attractive prepainted galvanized cabinet with easily removable service panels
- Adjustable flooded head pressure valves on all models
- Large electrical panel, including compressor contactor and pump-down switch
- Fixed high pressure control and separate adjustable low pressure control with braided steel hose
- Sentronic® electronic oil safety control
- Beacon II™ models come standard with fan cycling and liquid-line filter drier assembly
- ServiceMate™ Diagnostic Module, standard on non-Beacon II™ condensing unit

OUTDOOR (T)		Beacon II™ OUTDOOR (S)		ALL MODELS		
• Prepainted galvanized cabinet • Head pressure control valve • Liquid-line filter drier & sight glass • Suction & discharge vibration eliminator • Fixed high pressure control & separate adjustable low pressure control		• Wired for Beacon II™ control • Head pressure control valve				
12 - 30 HP Low Temperature R-22, 404A, 507 Condensing Units						
Model	List Price (\$US)	Model	List Price (\$US)	Voltage	Compressor	Approx. Ship Wt. (lbs.)
BLV1200L6C*	34,552	BDVS1200L6C	37,029	208-230/3/60	4DA3F47KE	1,760
BLV1200L6D*	35,221	BDVS1200L6D	37,699	460/3/60	4DA3F47KE	1,760
BLV1200L6E*	35,924	BDVS1200L6E	38,454	575/3/60	4DA3F47KE	1,760
BLV1500L6C*	36,169	BDVS1500L6C	38,646	208-230/3/60	4DL3F63KE	1,800
BLV1500L6D*	36,836	BDVS1500L6D	39,313	460/3/60	4DL3F63KE	1,800
BLV1500L6E*	37,572	BDVS1500L6E	40,100	575/3/60	4DL3F63KE	1,800
BLV2200L6C*	42,448	BDVS2200L6C	44,928	208-230/3/60	4DT3F76KE	1,830
BLV2200L6D*	43,115	BDVS2200L6D	45,593	460/3/60	4DT3F76KE	1,830
BLV2200L6E*	43,976	BDVS2200L6E	46,505	575/3/60	4DT3F76KE	1,830
BLV2700L6C*	48,788	BDVS2700L6C	51,265	208-230/3/60	6DL3F93KE	1,965
BLV2700L6D*	49,453	BDVS2700L6D	51,932	460/3/60	6DL3F93KE	1,965
BLV2700L6E*	50,443	BDVS2700L6E	52,970	575/3/60	6DL3F93KE	1,965
BLV3000L6C*	54,135	BDVS3000L6C	56,611	208-230/3/60	6DT3F11ME	2,170
BLV3000L6D*	54,799	BDVS3000L6D	57,278	460/3/60	6DT3F11ME	2,170
BLV3000L6E*	55,896	BDVS3000L6E	58,424	575/3/60	6DT3F11ME	2,170
15 - 40 HP High Temperature High Efficiency R-22, 404A, 507 Condensing Units						
BLV1501H6C	37,266	BDVS1501H6C	39,746	208-230/3/60	3DS3R17ME	1,980
BLV1501H6D	37,934	BDVS1501H6D	40,412	460/3/60	3DS3R17ME	1,980
BLV1501H6E	38,693	BDVS1501H6E	41,222	575/3/60	3DS3R17ME	1,980
BLV2001H6C	39,288	BDVS2001H6C	41,768	208-230/3/60	4DA3R18ME	2,160
BLV2001H6D	39,956	BDVS2001H6D	42,432	460/3/60	4DA3R18ME	2,160
BLV2001H6E	40,756	BDVS2001H6E	43,281	575/3/60	4DA3R18ME	2,160
BLV2501H6C	55,362	BDVS2501H6C	58,140	208-230/3/60	4DH3R22ME	2,280
BLV2501H6D	56,091	BDVS2501H6D	58,867	460/3/60	4DH3R22ME	2,280
BLV2501H6E	57,212	BDVS2501H6E	60,044	575/3/60	4DH3R22ME	2,280
BLV3001H6C	57,777	BDVS3001H6C	60,556	208-230/3/60	4DJ3R28ME	2,460
BLV3001H6D	58,445	BDVS3001H6D	61,220	460/3/60	4DJ3R28ME	2,460
BLV3001H6E	59,613	BDVS3001H6E	62,445	575/3/60	4DJ3R28ME	2,460
BLV3501H6C	72,245	BDVS3501H6C	75,282	208-230/3/60	6DH3R35ME	3,160
BLV3501H6D	72,910	BDVS3501H6D	75,950	460/3/60	6DH3R35ME	3,160
BLV3501H6E	74,369	BDVS3501H6E	77,470	575/3/60	6DH3R35ME	3,160
BLV4001H6C	73,054	BDVS4001H6C	76,094	208-230/3/60	6DH3R40ME	3,260
BLV4001H6D	73,720	BDVS4001H6D	76,758	460/3/60	6DH3R40ME	3,260
BLV4001H6E	75,194	BDVS4001H6E	78,295	575/3/60	6DH3R40ME	3,260
15 - 40 HP Commercial Temperature High Efficiency R-404A, 507 Condensing Units with Head Cooling Fan						
BLV1501C6C	38,398	BDVS1501C6C	40,875	208-230/3/60	3DS3R17ME	1,980
BLV1501C6D	39,070	BDVS1501C6D	41,549	460/3/60	3DS3R17ME	1,980
BLV1501C6E	39,852	BDVS1501C6E	42,378	575/3/60	3DS3R17ME	1,980
BLV2001C6C	40,421	BDVS2001C6C	42,901	208-230/3/60	4DA3R18ME	2,160
BLV2001C6D	41,087	BDVS2001C6D	43,567	460/3/60	4DA3R18ME	2,160
BLV2001C6E	41,908	BDVS2001C6E	44,438	575/3/60	4DA3R18ME	2,160
BLV2501C6C	50,967	BDVS2501C6C	53,745	208-230/3/60	4DH3R22ME	2,280
BLV2501C6D	51,634	BDVS2501C6D	54,409	460/3/60	4DH3R22ME	2,280
BLV2501C6E	52,665	BDVS2501C6E	55,498	575/3/60	4DH3R22ME	2,280
BLV3001C6C	58,908	BDVS3001C6C	61,687	208-230/3/60	4DJ3R28ME	2,460
BLV3001C6D	59,576	BDVS3001C6D	62,353	460/3/60	4DJ3R28ME	2,460
BLV3001C6E	60,767	BDVS3001C6E	63,601	575/3/60	4DJ3R28ME	2,460
BLV3501C6C	73,372	BDVS3501C6C	76,412	208-230/3/60	6DJ3R35ME	3,160
BLV3501C6D	74,041	BDVS3501C6D	77,079	460/3/60	6DJ3R35ME	3,160
BLV3501C6E	75,522	BDVS3501C6E	78,622	575/3/60	6DJ3R35ME	3,160
BLV4001C6C	74,184	BDVS4001C6C	77,223	208-230/3/60	6DJ3R40ME	3,260
BLV4001C6D	74,852	BDVS4001C6D	77,892	460/3/60	6DJ3R40ME	3,260
BLV4001C6E	76,350	BDVS4001C6E	79,450	575/3/60	6DJ3R40ME	3,260
12 - 30 HP Low Temperature High Efficiency R-22, 404A, 507 Condensing Units						
BLV1201L6C*	36,063	BDVS1201L6C	38,541	208-230/3/60	4DA3F47KE	1,980
BLV1201L6D*	36,732	BDVS1201L6D	39,211	460/3/60	4DA3F47KE	1,980
BLV1201L6E*	37,467	BDVS1201L6E	39,995	575/3/60	4DA3F47KE	1,980
BLV1501L6C*	38,750	BDVS1501L6C	41,230	208-230/3/60	4DL3F63KE	1,980
BLV1501L6D*	39,416	BDVS1501L6D	41,893	460/3/60	4DL3F63KE	1,980
BLV1501L6E*	40,204	BDVS1501L6E	42,729	575/3/60	4DL3F63KE	1,980
BLV2201L6C*	45,112	BDVS2201L6C	47,589	208-230/3/60	4DT3F76KE	2,280
BLV2201L6D*	45,780	BDVS2201L6D	48,259	460/3/60	4DT3F76KE	2,280
BLV2201L6E*	46,695	BDVS2201L6E	49,225	575/3/60	4DT3F76KE	2,280
BLV2701L6C*	54,232	BDVS2701L6C	57,008	208-230/3/60	6DL3F93KE	2,370
BLV2701L6D*	54,896	BDVS2701L6D	57,672	460/3/60	6DL3F93KE	2,370
BLV2701L6E*	55,994	BDVS2701L6E	58,824	575/3/60	6DL3F93KE	2,370
BLV3001L6C*	57,243	BDVS3001L6C	60,019	208-230/3/60	6DT3F11ME	2,460
BLV3001L6D*	57,910	BDVS3001L6D	60,684	460/3/60	6DT3F11ME	2,460
BLV3001L6E*	59,069	BDVS3001L6E	61,899	575/3/60	6DT3F11ME	2,460

* For R-22 low temperature operation, add Demand Cooling kit.

12 - 40 HP Factory-installed Options

BLV/BDVS Vertical Air Discharge, Discus® Condensing Units

Option	Model	List Price (\$US)
Air defrost timer	All models	494
Electric defrost (non-Beacon II™) timer, fan contactor, terminal strip and (1L/1H) single heater contactor (please see technical bulletin for proper ampacity ratings)	1200 - 2201L6 (230V)	1,611
	1500 - 2001 med. (460V)	1,611
	1200 - 3001L6 (460V)	1,611
	1500 - 2001 med. (230V)	2,319
(2L/2H) dual heater contactors (please see technical bulletin for proper ampacity ratings)	1200 - 3001L6 (230V)	2,319
	1200 - 4000 (460V)	2,319
(4L/4H) four heater contactors (please see technical bulletin for proper ampacity ratings)	1500 - 4000, all voltages	3,024
Fuses for defrost kits	(1L/1H)	404
	(2L/2H)	806
	(4L/4H)	1,617
Evap. heater hold out relay(s) to allow defrost termination on coils that have already defrosted to prevent unnecessary steaming	2 Evap. / 2 contactor	312
	2 Evap. / 4 contactor	312
	4 Evap. / 4 contactor	622
Fan cycling (Std. on Beacon II™) Temperature is standard (Pressure is available at the same price & standard on Beacon II™) Fan closest to the header is not cycled	1200 - 3000	1,570
	3500 - 4000	1,870
	2501 - 3001	1,870
	3501 - 4001	2,133
Fused disconnect	1500 - 2700 (230V)	1,494
	1500 - 2700 (460V)	2,178
	3000 only (230V)	2,178
	3000 - 4000 (460V)	3,170
Non-fused disconnect	1500 - 2600 (230V)	1,402
	1500 - 2600 (460V)	2,019
	3000 only (230V)	2,019
	3000 - 4000 (460V)	2,954
Compressor circuit breaker	230V	2,319
	460V	1,078
Phase loss protection	All	1,015
Anti-short cycling timer	All	586
Manual reset high pressure switch	All	280

Option	Model	List Price (\$US)
Liquid-line filter and sight glass	All	Standard
Replaceable core liquid-line filter	1200 - 2200	418
	2500 - 4000	614
Suction-line filter	1200 - 2000	1,135
	2200 - 4000	1,454
Replaceable core suction filter	1200 - 2000	1,485
	2200 - 4000	1,551
Liquid-line solenoid installed*	1200 - 2200	841
	2500 - 4000	903
Suction accumulator	1200 - 2000	2,425
	2200 - 4000	2,781
Oil separator with discharge line check valve	1200 - 3001	1,454
	3500 - 4000	2,458
Discharge muffler	1200 - 4000	412
Three way heat reclaim valve with check valve installed	1200 - 2000	1,501
	2200 - 4000	2,199
BohnGuard™ condenser fin protection	1200 - 3000	1,766
	2501 - 3001	2,218
	3500 - 4000	2,262
	3501 - 4001	3,170
Copper condenser fins	1200 - 3000	Call Factory
	2501 - 3001	Call Factory
	3500 - 4000	Call Factory
	3501 - 4001	Call Factory
Compressor unloading with pressure control for (1) cyl. bank	All	1,492
Demand Cooling for low temperature R-22	1200 - 3001L6	2,103
Low ambient kit with heated and insulated receiver and time delay relay	1200 - 3000	2,296
	3500 - 4000	3,016

* Liquid-line solenoid valve mounted at condensing unit is not recommended on applications with line runs to the evaporator of over 25 feet.

NOTE: Consult factory for ElectroFin® coated coil pricing.

Smart Defrost Kit™

Option	List Price (\$US)
Factory-installed	1,050
Shipped-loose	765

24 - 80 HP JLD/JDDS Dual Compressor Condensing Units

OUTDOOR (T) • Prepainted galvanized cabinet • Head pressure control valve • Crankcase heater	Beacon II™ OUTDOOR (S) • Outdoor unit • Wired for Beacon II™ control • Beacon II™ fan cycling for two fan units • Head pressure control valve	ALL MODELS
--	--	-------------------



30 - 80 HP High & Medium Temperature R-22, 404A, 507 Condensing Units

Model	List Price (\$US)	Model	List Price (\$US)	Voltage	Compressor	Apx. Ship Wt. (lbs.)
JLD3000H2C	67,393	JDDS3000H2C	70,431	208-230/3/60	3DS3R17ME	3,600
JLD3000H2D	68,726	JDDS3000H2D	71,762	460/3/60	3DS3R17ME	3,600
JLD3000M6C	67,393	JDDS3000M6C	70,431	208-230/3/60	3DS3R17ME	3,600
JLD3000M6D	68,726	JDDS3000M6D	71,762	460/3/60	3DS3R17ME	3,600
JLD4000H2C	74,992	JDDS4000H2C	78,031	208-230/3/60	4DA3R18ME	3,760
JLD4000H2D	76,320	JDDS4000H2D	79,358	460/3/60	4DA3R18ME	3,760
JLD4000M6C	74,992	JDDS4000M6C	78,031	208-230/3/60	4DA3R18ME	3,760
JLD4000M6D	76,320	JDDS4000M6D	79,358	460/3/60	4DA3R18ME	3,760
JLD5000H2C	89,472	JDDS5000H2C	92,511	208-230/3/60	4DH3R22ME	3,860
JLD5000H2D	90,807	JDDS5000H2D	93,845	460/3/60	4DH3R22ME	3,860
JLD5000M6C	89,472	JDDS5000M6C	92,511	208-230/3/60	4DH3R22ME	3,860
JLD5000M6D	90,807	JDDS5000M6D	93,845	460/3/60	4DH3R22ME	3,860
JLD5200H2C	100,493	JDDS5200H2C	103,530	208-230/3/60	4DH3R22ME	4,140
JLD5200H2D	101,824	JDDS5200H2D	104,865	460/3/60	4DH3R22ME	4,140
JLD5200M6C	100,493	JDDS5200M6C	103,530	208-230/3/60	4DH3R22ME	4,140
JLD5200M6D	101,824	JDDS5200M6D	104,865	460/3/60	4DH3R22ME	4,140
JLD6000H2C	104,937	JDDS6000H2C	107,977	208-230/3/60	4DJ3R28ME	4,320
JLD6000H2D	106,271	JDDS6000H2D	109,311	460/3/60	4DJ3R28ME	4,320
JLD6000M6C	104,937	JDDS6000M6C	107,977	208-230/3/60	4DJ3R28ME	4,320
JLD6000M6D	106,271	JDDS6000M6D	109,311	460/3/60	4DJ3R28ME	4,320
JLD7000H2C	118,785	JDDS7000H2C	122,078	208-230/3/60	6DH3R35ME	5,320
JLD7000H2D	119,877	JDDS7000H2D	123,170	460/3/60	6DH3R35ME	5,320
JLD7000M6C	118,785	JDDS7000M6C	122,078	208-230/3/60	6DH3R35ME	5,320
JLD7000M6D	119,877	JDDS7000M6D	123,170	460/3/60	6DH3R35ME	5,320
JLD7010H2K	124,895	JDDS7010H2K	128,186	230/3/60	6DG3R37ME	5,320
JLD7010H2D	126,374	JDDS7010H2D	129,667	460/3/60	6DG3R37ME	5,320
JLD8000H2K	131,056	JDDS8000H2K	134,348	230/3/60	6DJ3R40ME	5,520
JLD8000H2D	132,834	JDDS8000H2D	136,126	460/3/60	6DJ3R40ME	5,520
JLD8000M6K	131,056	JDDS8000M6K	134,348	230/3/60	6DJ3R40ME	5,520
JLD8000M6D	132,834	JDDS8000M6D	136,126	460/3/60	6DJ3R40ME	5,520

30 - 80 HP Commercial Temperature R-404A, 507 Condensing Units with Head Cooling Fan

Model	List Price (\$US)	Model	List Price (\$US)	Voltage	Compressor	Apx. Ship Wt. (lbs.)
JLD3000C6C	69,658	JDDS3000C6C	72,697	208-230/3/60	3DS3R17ME	3,600
JLD3000C6D	70,987	JDDS3000C6D	74,025	460/3/60	3DS3R17ME	3,600
JLD4000C6C	77,253	JDDS4000C6C	80,293	208-230/3/60	4DA3R18ME	3,760
JLD4000C6D	78,588	JDDS4000C6D	81,624	460/3/60	4DA3R18ME	3,760
JLD5000C6C	91,734	JDDS5000C6C	94,774	208-230/3/60	4DH3R22ME	3,860
JLD5000C6D	93,065	JDDS5000C6D	96,105	460/3/60	4DH3R22ME	3,860
JLD5200C6C	102,757	JDDS5200C6C	105,796	208-230/3/60	4DH3R22ME	4,140
JLD5200C6D	104,090	JDDS5200C6D	107,130	460/3/60	4DH3R22ME	4,140
JLD6000C6C	107,203	JDDS6000C6C	110,242	208-230/3/60	4DJ3R28ME	4,320
JLD6000C6D	108,532	JDDS6000C6D	111,573	460/3/60	4DJ3R28ME	4,320
JLD7000C6C	121,049	JDDS7000C6C	124,341	208-230/3/60	6DH3R35ME	5,320
JLD7000C6D	122,138	JDDS7000C6D	125,430	460/3/60	6DH3R35ME	5,320
JLD8000C6K	133,319	JDDS8000C6K	136,610	230/3/60	6DJ3R40ME	5,520
JLD8000C6D	135,098	JDDS8000C6D	138,392	460/3/60	6DJ3R40ME	5,520

NOTE: C6 models include a head cooling fan.

24 - 60 HP Low Temperature R-22, 404A, 507 Condensing Units

Model++	List Price (\$US)	Model	List Price (\$US)	Voltage	Compressor	Apx. Ship Wt. (lbs.)
JLD2400L6C	69,100	JDDS2400L6C	72,139	208-230/3/60	4DA3F47KE	3,600
JLD2400L6D	70,442	JDDS2400L6D	73,480	460/3/60	4DA3F47KE	3,600
JLD3000L6C	72,336	JDDS3000L6C	75,375	208-230/3/60	4DL3F63KE	3,600
JLD3000L6D	73,666	JDDS3000L6D	76,705	460/3/60	4DL3F63KE	3,600
JLD4400L6C	84,897	JDDS4400L6C	87,934	208-230/3/60	4DT3F76KE	3,760
JLD4400L6D	86,230	JDDS4400L6D	89,268	460/3/60	4DT3F76KE	3,760
JLD5400L6C	97,576	JDDS5400L6C	100,615	208-230/3/60	6DL3F93KE	3,940
JLD5400L6D	98,911	JDDS5400L6D	101,950	460/3/60	6DL3F93KE	3,940
JLD6000L6C	108,264	JDDS6000L6C	111,304	208-230/3/60	6DT3F11ME	4,340
JLD6000L6D	109,598	JDDS6000L6D	112,639	460/3/60	6DT3F11ME	4,340

++ For R-22 low temperature operation, add Demand Cooling kit.

NOTE: L6 models include a head cooling fan.

Parallel-piped Dual Compressor Vertical Condensing Units

Standard Features:

- Dual compressor unit in one easy to install package
- Liquid line with filter drier, sight glass and shut-off valve
- Floating Tube™ coil design
- Condenser built with rifled tubing and a separate subcooler coil for extra performance
- Copeland Discus® with POE oil — Low temperature R-22 Discus® compressors utilize Demand Cooling
- Attractive prepainted galvanized cabinet with easily removable service panels
- Flooded head pressure valves on all models
- Large electrical panel, including compressor contactor and pump-down switch
- Fixed high pressure control and separate adjustable low pressure control with braided steel hose
- Sentronic® electronic oil safety control

In Addition to the Dual Compressor Unit Standard Features:

- Replaceable Core Suction Filter
- Replaceable Liquid-line Filter
- Suction Accumulator
- Oil Management System



Parallel-piped Dual Compressor Vertical Condensing Units

High & Medium Temperature R-22, R-404A, R-507				
Model	List Price (\$US)	Voltage	Compressor (2 Per Unit)	Approx. Ship Wt. (lbs.)
JLD3000H2CPP	84,630	208-230/3/60	3DS3R17ME	3,600
JLD3000H2DPP	85,878	460/3/60	3DS3R17ME	3,600
JLD3000M6CPP	84,630	208-230/3/60	3DS3R17ME	3,600
JLD3000M6DPP	85,878	460/3/60	3DS3R17ME	3,600
JLD4000H2CPP	91,744	208-230/3/60	4DA3R18ME	3,600
JLD4000H2DPP	92,987	460/3/60	4DA3R18ME	3,760
JLD4000M6CPP	91,744	208-230/3/60	4DA3R18ME	3,760
JLD4000M6DPP	92,987	460/3/60	4DA3R18ME	3,760
JLD5000H2CPP	106,447	208-230/3/60	4DH3R22ME	3,860
JLD5000H2DPP	107,696	460/3/60	4DH3R22ME	3,860
JLD5000M6CPP	106,447	208-230/3/60	4DH3R22ME	3,860
JLD5000M6DPP	107,696	460/3/60	4DH3R22ME	3,860
JLD5200H2CPP	116,761	208-230/3/60	4DH3R22ME	4,140
JLD5200H2DPP	118,011	460/3/60	4DH3R22ME	4,140
JLD5200M6CPP	116,761	208-230/3/60	4DH3R22ME	4,140
JLD5200M6DPP	118,011	460/3/60	4DH3R22ME	4,140
JLD6000H2CPP	120,925	208-230/3/60	4DJ3R28ME	4,320
JLD6000H2DPP	122,173	460/3/60	4DJ3R28ME	4,320
JLD6000M6CPP	120,925	208-230/3/60	4DJ3R28ME	4,320
JLD6000M6DPP	122,173	460/3/60	4DJ3R28ME	4,320
JLD7000H2CPP	135,233	208-230/3/60	6DH3R35ME	5,320
JLD7000H2DPP	136,257	460/3/60	6DH3R35ME	5,320
JLD7000M6CPP	135,233	208-230/3/60	6DH3R35ME	5,320
JLD7000M6DPP	136,257	460/3/60	6DH3R35ME	5,320
JLD8000H2DPP	148,383	460/3/60	6DJ3R40ME	5,520
JLD8000H2KPP	146,718	230/3/60	6DJ3R40ME	5,520
JLD8000M6DPP	148,383	460/3/60	6DJ3R40ME	5,520
JLD8000M6KPP	146,718	230/3/60	6DJ3R40ME	5,520

Commercial Temp. R-404A, R-507 with Head Cooling Fan				
Model	List Price (\$US)	Voltage	Compressor (2 Per Unit)	Approx. Ship Wt. (lbs.)
JLD3000C6CPP	86,751	208-230/3/60	3DS3R17ME	3,600
JLD3000C6DPP	87,993	460/3/60	3DS3R17ME	3,600
JLD4000C6CPP	93,860	208-230/3/60	4DA3R18ME	3,760
JLD4000C6DPP	95,107	460/3/60	4DA3R18ME	3,760
JLD5000C6CPP	108,568	208-230/3/60	4DH3R22ME	3,860
JLD5000C6DPP	109,813	460/3/60	4DH3R22ME	3,860
JLD5200C6CPP	117,635	208-230/3/60	4DH3R22ME	4,140
JLD5200C6DPP	118,882	460/3/60	4DH3R22ME	4,140
JLD6000C6CPP	120,131	208-230/3/60	4DJ3R28ME	4,320
JLD6000C6DPP	124,291	460/3/60	4DJ3R28ME	4,320
JLD7000C6CPP	137,352	208-230/3/60	6DH3R35ME	5,320
JLD7000C6DPP	138,373	460/3/60	6DH3R35ME	5,320
JLD8000C6DPP	150,503	460/3/60	6DJ3R40ME	5,520
JLD8000C6KPP	148,838	230/3/60	6DJ3R40ME	5,520

Low Temperature R-22, R-404A, R-507				
Model++	List Price (\$US)	Voltage	Compressor (2 Per Unit)	Approx. Ship Wt. (lbs.)
JLD2400L6CPP	86,227	208-230/3/60	4DA3F47KE	3,600
JLD2400L6DPP	87,484	460/3/60	4DA3F47KE	3,600
JLD3000L6CPP	89,257	208-230/3/60	4DL3F63KE	3,600
JLD3000L6DPP	90,502	460/3/60	4DL3F63KE	3,600
JLD4400L6CPP	101,804	208-230/3/60	4DT3F76KE	3,760
JLD4400L6DPP	103,052	460/3/60	4DT3F76KE	3,760
JLD5400L6CPP	114,034	208-230/3/60	6DL3F93KE	3,940
JLD5400L6DPP	115,284	460/3/60	6DL3F93KE	3,940
JLD6000L6CPP	124,038	208-230/3/60	6DT3F11ME	4,340
JLD6000L6DPP	125,285	460/3/60	6DT3F11ME	4,340

++ For R-22 low temperature operation — must specify Demand Cooling.

NOTE: C6 and L6 models include head cooling fan.

24 - 80 HP JLD/JDDS Dual Compressor Condensing Units Options

JLD/JDDS Factory-installed Options

Option prices are per unit and include the accessories for **Two** compressors
(Call factory for parallel-piped options pricing)

Option	Model	Price List (\$US)
Air defrost timers	All	988
Smart Defrost Kit™ — Factory-installed	All	2,100
Smart Defrost Kit™ — Shipped-loose	All	1,530
Electric defrost (non-Beacon II™) timer, fan contactor, terminal strip and single heater contactor (please see technical bulletin for proper ampacity ratings)	3000 - 4000 Med. (230V)	3,221
	All L6's (230V)	3,221
	All Models (460V)	3,221
Dual heater contactors (please see technical bulletin for proper ampacity ratings)	3000 - 5200 Med. (230V)	4,639
	All L6's (230V)	4,639
	All Models (460V)	4,639
Fuses for defrost kits	(1L/1H)	806
	(2L/2H)	1,612
Fan cycling (Std. on Beacon II™) Temperature is standard (Pressure is available at the same price & standard on Beacon II™) Fan closest to the header is not cycled	2400 - 6000	3,141
	7000 - 8000	3,740
Compressor circuit breakers	230V	4,639
	460V	2,157
Low ambient kits w/ heated receivers and time delay relays	2400 - 6000	4,591
	7000 - 8000	6,033
Phase loss protection	All	2,031
Anti-short cycling timers	All	1,170
Manual reset high pressure switches	All	558

Option	Model	Price List (\$US)
Liquid-line filters and sight glasses	All	Standard
Replaceable core liquid-line filters	2400 - 4400	837
	5000 - 8000	1,226
Suction-line filters	2400 - 4000	2,269
	4400 - 8000	2,907
Replaceable core suction filters	2400 - 4000	2,970
	4400 - 8000	3,009
Liquid-line solenoids installed*	2400 - 4400	1,683
	5000 - 8000	1,806
Suction accumulators	2400 - 4000	4,850
	4400 - 8000	5,562
Oil separators with discharge line check valves	2400 - 6000	2,907
	7000 - 8000	4,915
Discharge mufflers	All	825
Three way heat reclaim valves with mounted check valves	2400 - 4400	4,397
	5000 - 6000	5,730
	7000 - 8000	8,297
BohnGuard™ condenser fin protection	2400 - 5000	2,952
	5200 - 6000	4,915
	7000 - 8000	5,508
Compressor unloading with pressure control for (1) cyl. bank	All	2,986
Demand Cooling for low temperature R-22	2400 - 6000L6	4,206

* Liquid-line solenoid valve mounted at condensing unit is not recommended on applications with line runs to the evaporator of over 25 feet.

NOTE: Consult factory for ElectroFin® and copper fin coil options.

1/2 - 6 HP Hermetic and Scroll® Water-cooled Units

Standard Features:

- Compressor mounting (rubber grommets)
- Compressor discharge service valve (in line brass base valve)
- Compressor suction service valve — rotolock
- Large capacity refrigerant receiver (up to 100 ft. runs)
- Receiver service valve (located on outlet)
- Coaxial condenser (counterflow tube in tube)
- Extra large electric box (encloses all options and start components)
- Electric conduit (UL recognized, high impact, flame retardant copolymer)
- Low pressure control switch (adjustable)
- High pressure encapsulated safety switch (fixed)
- Superhose on low pressure control (higher leak resistance)
- Liquid injection (Scroll® — low temperature models only)
- Pump-down control switch (pre-wired)
- Water valve (mounted on condenser inlet)
- Agency approvals UL, ULC, N.Y., MEA 106-98-E



575 V Available

Hermetic High Temperature R-22				
Model	List Price (\$US)	Voltage	Compressor	Approx. Ship Wt. (lbs.)
HWN005H2B	3,013	208-230/1/60	ART82C1	95
HWN008H2B	3,358	208-230/1/60	RS64C2	110
HWN010H2B	3,479	208-230/1/60	RS70C1	109
HWN010H2C	3,437	208-230/3/60	RS70C1	109
HWN015H2B	3,639	208-230/1/60	CR18KQ	156
HWN015H2C	3,828	208-230/3/60	CR18KQ	156
HWN015H2D	4,394	460/3/60	CR18KQ	156
HWN020H2B	3,761	208-230/1/60	CR24KQ	160
HWN020H2C	3,937	208-230/3/60	CR24KQ	160
HWN020H2D	4,507	460/3/60	CR24KQ	160
HWN030H2B	5,184	208-230/1/60	CR37KQ	199
HWN030H2C	5,270	208-230/3/60	CR37KQ	199
HWN030H2D	5,648	460/3/60	CR37KQ	199
HWN040H2B	7,095	208-230/1/60	CR53KQ	220
HWN040H2C	6,906	208-230/3/60	CR53KQ	220
HWN040H2D	7,405	460/3/60	CR53KQ	220
HWN050H2B	7,816	208-230/1/60	CRN-0500	246
HWN050H2C	7,530	208-230/3/60	CRN-0500	246
HWN050H2D	8,160	460/3/60	CRN-0500	246

Hermetic Extended Range R-404A				
Model (1)	List Price (\$US)	Voltage	Compressor	Approx. Ship Wt. (lbs.)
HWN005X6B (2)	3,376	208-230/1/60	RS43C1E	116
HWN008X6B (2)	3,452	208-230/1/60	RS55C1E	116
HWN009X6B (2)	3,565	208-230/1/60	RS64C1E	120
HWN010X6B (2)	3,878	208-230/1/60	RS70C1E	125
HWN010X6C (2)	4,019	208-230/3/60	RS70C1E	125
HWN015X6B	4,055	208-230/1/60	CS10K6E	168
HWN015X6C	4,268	208-230/3/60	CS10K6E	168
HWN020X6B	4,510	208-230/1/60	CS12K6E	168
HWN020X6C	4,928	208-230/3/60	CS12K6E	168
HWN025X6B	4,864	208-230/1/60	CS14K6E	171
HWN025X6C	5,240	208-230/3/60	CS14K6E	171
HWN025X6D	5,587	460/3/60	CS14K6E	171
HWN030X6B	5,773	208-230/1/60	CS18K6E	199
HWN030X6C	5,992	208-230/3/60	CS18K6E	199
HWN030X6D	6,244	460/3/60	CS18K6E	199
HWN032x6B	6,068	208-230/1/60	CS20K6E	201
HWN032x6C	6,309	208-230/3/60	CS20K6E	201
HWN032x6D	6,528	460/3/60	CS20K6E	201
HWN040X6B	7,972	208-230/1/60	CS27K6E	207
HWN040X6C	8,160	208-230/3/60	CS27K6E	207
HWN040X6D	8,409	460/3/60	CS27K6E	207
HWN050X6B	8,819	208-230/1/60	CS33K6E	231
HWN050X6C	8,944	208-230/3/60	CS33K6E	231
HWN050X6D	9,154	460/3/60	CS33K6E	231

Hermetic Low Temperature R-404A				
Model	List Price (\$US)	Voltage	Compressor	Approx. Ship Wt. (lbs.)
HWN011L6B	4,029	208-230/1/60	CF04K6E	134
HWN011L6C	4,108	208-230/3/60	CF04K6E	134
HWN014L6B	4,078	208-230/1/60	CF06K6E	134
HWN014L6C	4,195	208-230/3/60	CF06K6E	134
HWN025L6B	4,248	208-230/1/60	CF09K6E	140
HWN025L6C	4,364	208-230/3/60	CF09K6E	140
HWN031L6B	6,122	208-230/1/60	CF12K6E	156
HWN031L6C	6,278	208-230/3/60	CF12K6E	156
HWN031L6D	6,387	460/3/60	CF12K6E	156

Scroll® Extended Range R-404A				
Model	List Price (\$US)	Voltage	Compressor	Approx. Ship Wt. (lbs.)
ZWN030X6B	7,879	208-230/1/60	ZS21K4E	195
ZWN030X6C	7,985	208-230/3/60	ZS21K4E	195
ZWN030X6D	8,350	460/3/60	ZS21K4E	195
ZWN030X6E	8,113	575/3/60	ZS21K4E	195
ZWN035X6B	8,394	208-230/1/60	ZS26K4E	211
ZWN035X6C	8,506	208-230/3/60	ZS26K4E	211
ZWN035X6D	8,767	460/3/60	ZS26K4E	211
ZWN035X6E	8,520	575/3/60	ZS26K4E	211
ZWN045X6B	8,721	208-230/1/60	ZS30K4E	231
ZWN045X6C	8,846	208-230/3/60	ZS30K4E	231
ZWN045X6D	9,098	460/3/60	ZS30K4E	231
ZWN045X6E	8,837	575/3/60	ZS30K4E	231
ZWN055X6B	8,974	208-230/1/60	ZS38K4E	251
ZWN055X6C	9,103	208-230/3/60	ZS38K4E	251
ZWN055X6D	9,508	460/3/60	ZS38K4E	251
ZWN055X6E	9,235	575/3/60	ZS38K4E	251
ZWN060X6C	10,601	208-230/3/60	ZS45K4E	266
ZWN060X6D	10,776	460/3/60	ZS45K4E	266
ZWN060X6E	10,992	575/3/60	ZS45K4E	266

Scroll® Low Temperature R-404A				
Model (3)	List Price (\$US)	Voltage	Compressor	Approx. Ship Wt. (lbs.)
ZWN030L6B	8,294	208-230/1/60	ZF09K4E	178
ZWN030L6C	8,422	208-230/3/60	ZF09K4E	178
ZWN030L6D	9,475	460/3/60	ZF09K4E	178
ZWN030L6E	9,668	575/3/60	ZF09K4E	178
ZWN035L6B	8,734	208-230/1/60	ZF11K4E	184
ZWN035L6C	8,864	208-230/3/60	ZF11K4E	184
ZWN035L6D	9,079	460/3/60	ZF11K4E	184
ZWN035L6E	9,261	575/3/60	ZF11K4E	184
ZWN045L6B	9,125	208-230/1/60	ZF13K4E	205
ZWN045L6C	9,247	208-230/3/60	ZF13K4E	205
ZWN045L6D	9,463	460/3/60	ZF13K4E	205
ZWN045L6E	9,650	575/3/60	ZF13K4E	205
ZWN055L6B	9,489	208-230/1/60	ZF15K4E	220
ZWN055L6C	9,606	208-230/3/60	ZF15K4E	220
ZWN055L6D	9,832	460/3/60	ZF15K4E	220
ZWN055L6E	10,029	575/3/60	ZF15K4E	220
ZWN060L6C	10,840	208-230/3/60	ZF18K4E	231
ZWN060L6D	11,434	460/3/60	ZF18K4E	231
ZWN060L6E	11,663	575/3/60	ZF18K4E	231

Hermetic and Scroll® Water-cooled Condensing Units Options		
Option	Model	List Price (\$US)
Air Defrost Timer	005 - 060	494
Electric Defrost Timer	005 - 035	494
Electric Defrost Timer w/ Fan & Heater Contactors	015 - 060	704
Liquid-line Drier & Sight Glass	005 - 025	464
	030 - 060	538
Liquid-line Drier, Sight Glass & Solenoid Valve	005 - 025	989
	030 - 060	1,064
Suction-line Filter	005 - 025	296
	030 - 060	352
Suction-line Accumulator	005 - 025	371
	030 - 060	618
Suction-line Filter & Accumulator	005 - 025	669
	030 - 060	970

(1) - All HWN "X6" models require a suction accumulator, factory option or field provided.

(2) - RS compressors are not suitable for R-507.

(3) - ZWN "L6" models must have a liquid line option specified.

Semi-hermetic Water-cooled Condensing Units

Standard Features:

- Solid mounted semi-hermetic reed and Discus® compressors up to and including 0400
- Spring mounted compressor 0499 and above
- Oil pressure switch (where required)
- High-low pressure controls
- Compressor contactor
- Shell and tube water-cooled condenser with pressure relief
- Liquid-line filter drier and sight glass
- Pump-down switch



Semi-hermetic Water-cooled Condensing Units

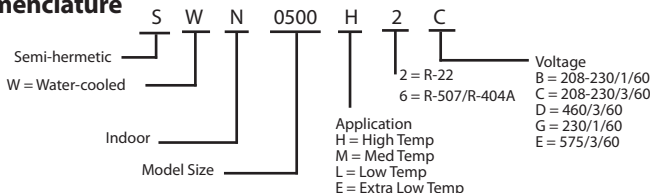
Semi-hermetic High Temperature R-22				
Model	List Price (\$US)	Voltage	Compressor	Apx. Ship Wt. (lbs.)
SWN0075H2B	7,410	208-230/1/60	KAN2-0075	190
SWN0075H2C	7,351	208-230/3/60	KAN1-0075	190
SWN0090H2B	7,727	208-230/1/60	KARB-010E	205
SWN0090H2C	7,634	208-230/3/60	KARA-010E	205
SWN0100H2B	7,727	208-230/1/60	KAM2-0100	205
SWN0100H2C	7,634	208-230/3/60	KAM1-0100	205
SWN0100H2D	8,991	460/3/60	KAM1-0100	205
SWN0150H2B	8,238	208-230/1/60	KAGB-0150	220
SWN0150H2C	8,282	208-230/3/60	KAGA-0150	220
SWN0150H2D	9,640	460/3/60	KAGA-0150	220
SWN0200H2C	9,910	208-230/3/60	ERA1-0200	285
SWN0200H2D	11,311	460/3/60	ERA1-0200	285
SWN0200H2G	9,930	230/1/60	ERA2-0200	285
SWN0200H2E	11,768	575/3/60	ERA1-0200	285
SWN0300H2C	11,736	208-230/3/60	ERF1-0311	360
SWN0300H2D	13,141	460/3/60	ERF1-0311	360
SWN0300H2G	12,137	230/1/60	ERF2-0310	360
SWN0300H2E	13,405	575/3/60	ERF1-0311	360
SWN0400H2C	14,932	208-230/3/60	NRB2-0400	420
SWN0400H2D	16,321	460/3/60	NRB2-0400	420
SWN0400H2E	16,648	575/3/60	NRB2-0400	420
SWN0499H2C	15,558	208-230/3/60	2DC3R53KE	445
SWN0499H2D	16,963	460/3/60	2DC3R53KE	445
SWN0499H2E	17,300	575/3/60	2DC3R53KE	445
SWN0500H2C	16,207	208-230/3/60	2DD3R63KE	445
SWN0500H2D	17,608	460/3/60	2DD3R63KE	445
SWN0500H2E	17,960	575/3/60	2DD3R63KE	445
SWN0750H2C	18,706	208-230/3/60	2DL3R78KE	520
SWN0750H2D	20,430	460/3/60	2DL3R78KE	520
SWN0750H2E	20,835	575/3/60	2DL3R78KE	520
SWN0760H2C	18,706	208-230/3/60	2DA3R89KE	520
SWN0760H2D	20,430	460/3/60	2DA3R89KE	520
SWN0760H2E	20,835	575/3/60	2DA3R89KE	520
SWN0761H2C	20,183	208-230/3/60	3DA3R10ME	520
SWN0761H2D	21,904	460/3/60	3DA3R10ME	520
SWN0761H2E	22,342	575/3/60	3DA3R10ME	520
SWN1000H2C	23,554	208-230/3/60	3DB3R12ME	770
SWN1000H2D	24,311	460/3/60	3DB3R12ME	770
SWN1000H2E	24,798	575/3/60	3DB3R12ME	770
SWN1500H2C	26,426	208-230/3/60	3DS3R17ME	790
SWN1500H2D	27,179	460/3/60	3DS3R17ME	790
SWN1500H2E	27,721	575/3/60	3DS3R17ME	790
SWN2000H2C	30,320	208-230/3/60	4DA3R18ME	850
SWN2000H2D	31,079	460/3/60	4DA3R18ME	850
SWN2000H2E	31,701	575/3/60	4DA3R18ME	850

Semi-hermetic Medium Temperature R-22				
Model	List Price (\$US)	Voltage	Compressor	Apx. Ship Wt. (lbs.)
SWN0075M2B	7,410	208-230/1/60	KAE2-0075	190
SWN0075M2C	7,351	208-230/3/60	KAE1-0075	190
SWN0200M2C	9,910	208-230/3/60	ERC1-0200	285
SWN0200M2D	11,311	460/3/60	ERC1-200	285
SWN0200M2G	9,902	230/1/60	ERC2-0200	285

Semi-hermetic Low Temperature R-404A				
Model	List Price (\$US)	Voltage	Compressor	Apx. Ship Wt. (lbs.)
SWN0150L6B	9,032	208-230/1/60	KALB-015E	220
SWN0150L6C	9,075	208-230/3/60	KALA-016E	220
SWN0150L6D	10,432	460/3/60	KALA-016E	220
SWN0200L6C	10,965	208-230/3/60	EADA-020E	350
SWN0200L6G	11,133	230/1/60	EADB-021E	350
SWN0210L6B	11,133	208-230/1/60	EAVB-021E	350
SWN0210L6C	10,965	208-230/3/60	EAVA-021E	350
SWN0210L6D	12,367	460/3/60	EAVA-021E	350
SWN0210L6E	12,614	575/3/60	EAVA-021E	350
SWN0310E6C	12,429	208-230/3/60	LACA-032E	360
SWN0310E6D	13,829	460/3/60	LACA-032E	360
SWN0310E6G	13,052	230/1/60	LACB-032E	360
SWN0310L6C	12,429	208-230/3/60	LAHA-032E	360
SWN0310L6D	13,829	460/3/60	LAHA-032E	360
SWN0310L6G	13,052	230/1/60	LAHB-032E	360
SWN0310L6E	14,104	575/3/60	LAHA-032E	360
SWN0311L6C	14,932	208-230/3/60	2DF3F16KE	375
SWN0311L6D	16,330	460/3/60	2DF3F16KE	375
SWN0311L6G	15,378	230/1/60	2DF3F16KE	375
SWN0311L6E	16,657	575/3/60	2DF3F16KE	375
SWN0400L6C	16,011	208-230/3/60	2DL3F20KE	420
SWN0400L6D	17,440	460/3/60	2DL3F20KE	420
SWN0400L6E	17,788	575/3/60	2DL3F20KE	420
SWN0599L6C	16,486	208-230/3/60	2DA3F23KE	460
SWN0599L6D	17,886	460/3/60	2DA3F23KE	460
SWN0599L6E	18,246	575/3/60	2DA3F23KE	460
SWN0600L6C	17,579	208-230/3/60	2DB3F25KE	460
SWN0600L6D	18,978	460/3/60	2DB3F25KE	460
SWN0600L6E	19,358	575/3/60	2DB3F25KE	460
SWN0601L6C	18,672	208-230/3/60	3DA3F28KE	475
SWN0601L6D	20,073	460/3/60	3DA3F28KE	475
SWN0601L6E	20,476	575/3/60	3DA3F28KE	475
SWN0750L6C	20,177	208-230/3/60	3DB3A-075E	520
SWN0750L6D	21,898	460/3/60	3DB3A-075E	520
SWN0750L6E	22,336	575/3/60	3DB3F33KE	520
SWN0900L6C	22,428	208-230/3/60	3DF3F40KE	615
SWN0900L6D	24,151	460/3/60	3DF3F40KE	615
SWN0900L6E	24,634	575/3/60	3DF3F40KE	615
SWN1000L6C	24,626	208-230/3/60	3DS3F46KE	770
SWN1000L6D	25,413	460/3/60	3DS3F46KE	770
SWN1000L6E	25,922	575/3/60	3DS3F46KE	770
SWN1500L6C	29,811	208-230/3/60	4DL3F63KE	835
SWN1500L6D	30,570	460/3/60	4DL3F63KE	835
SWN1500L6E	31,182	575/3/60	4DL3F63KE	835
SWN2200L6C	34,901	208-230/3/60	4DT3F76KE	920
SWN2200L6D	35,657	460/3/60	4DT3F76KE	920
SWN2200L6E	36,369	575/3/60	4DT3F76KE	920

Semi-hermetic Medium Temperature R-404A				
Model	List Price (\$US)	Voltage	Compressor	Apx. Ship Wt. (lbs.)
SWN0090M6B	8,300	208-230/1/60	KARB-010E	205
SWN0090M6C	8,412	208-230/3/60	KARA-010E	205
SWN0199M6B	9,734	208-230/1/60	KAKB-021E	220
SWN0199M6C	9,794	208-230/3/60	KAKA-020E	220
SWN0200M6C	10,861	208-230/3/60	ERCA-021E	285
SWN0310M6C	12,731	208-230/3/60	ERFA-031E	360
SWN0310M6D	13,979	460/3/60	ERFA-031E	360
SWN0310M6G	13,113	230/1/60	ERFB-031E	360
SWN0310M6E	14,256	575/3/60	ERFA-031E	360
SWN0500M6C	14,962	208-230/3/60	2DC3R53KE	445
SWN0500M6D	16,316	460/3/60	2DC3R53KE	445

Nomenclature



Semi-hermetic Remote Compressor Units

Standard Features:

- Solid mounted semi-hermetic reed and Discus® compressors up to and including 0400
- Spring mounted compressor 0499 and above
- Oil pressure switch (where required)
- High-low pressure controls
- Compressor contactor
- Liquid receiver with pressure relief
- Liquid-line filter drier and sight glass
- Pump-down switch



Semi-hermetic Remote Compressor Units

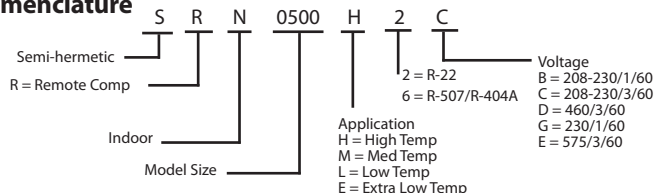
Semi-hermetic High Temperature R-22				
Model	List Price (\$US)	Voltage	Compressor	Apx. Ship Wt. (lbs.)
SRN0075H2B	6,321	208-230/1/60	KAN2-0075	180
SRN0075H2C	6,252	208-230/3/60	KAN1-0075	180
SRN0090H2B	6,493	208-230/1/60	KARB-010E	185
SRN0090H2C	6,394	208-230/3/60	KARA-010E	185
SRN0100H2B	6,629	208-230/1/60	KAM2-0100	185
SRN0100H2C	6,529	208-230/3/60	KAM1-0100	185
SRN0100H2D	7,832	460/3/60	KAM1-0100	185
SRN0150H2B	6,755	208-230/1/60	KAGB-0150	200
SRN0150H2C	6,798	208-230/3/60	KAGA-0150	200
SRN0150H2D	8,159	460/3/60	KAGA-0150	200
SRN0200H2C	8,243	208-230/3/60	ERA1-0200	270
SRN0200H2D	9,648	460/3/60	ERA1-0200	270
SRN0200H2G	8,290	230/1/60	ERA2-0200	270
SRN0200H2E	9,842	575/3/60	ERA1-0200	270
SRN0300H2C	8,874	208-230/3/60	ERF1-0311	340
SRN0300H2D	10,276	460/3/60	ERF1-0311	340
SRN0300H2G	9,181	230/1/60	ERF2-0310	340
SRN0300H2E	10,482	575/3/60	ERF1-0311	340
SRN0400H2C	11,060	208-230/3/60	NRB2-0400	395
SRN0400H2D	12,461	460/3/60	NRB2-0400	530
SRN0400H2E	12,709	575/3/60	NRB2-0400	395
SRN0499H2C	11,833	208-230/3/60	2DC3R53KE	420
SRN0499H2D	13,505	460/3/60	2DC3R53KE	420
SRN0499H2E	13,776	575/3/60	2DC3R53KE	420
SRN0500H2C	12,932	208-230/3/60	2DD3R63KE	420
SRN0500H2D	14,333	460/3/60	2DD3R63KE	420
SRN0500H2E	14,620	575/3/60	2DD3R63KE	420
SRN0750H2C	13,835	208-230/3/60	2DL3R78KE	440
SRN0750H2D	15,430	460/3/60	2DL3R78KE	440
SRN0750H2E	15,740	575/3/60	2DL3R78KE	440
SRN0760H2C	14,415	208-230/3/60	2DA3R89KE	440
SRN0760H2D	16,138	460/3/60	2DA3R89KE	440
SRN0760H2E	16,461	575/3/60	2DA3R89KE	440
SRN0761H2C	15,709	208-230/3/60	3DA3R10ME	440
SRN0761H2D	17,434	460/3/60	3DA3R10ME	440
SRN0761H2E	17,781	575/3/60	3DA3R10ME	440
SRN1000H2C	17,096	208-230/3/60	3DB3R12ME	650
SRN1000H2D	17,839	460/3/60	3DB3R12ME	650
SRN1000H2E	18,196	575/3/60	3DB3R12ME	650
SRN1500H2C	19,666	208-230/3/60	3DS3R17ME	670
SRN1500H2D	20,422	460/3/60	3DS3R17ME	670
SRN1500H2E	20,830	575/3/60	3DS3R17ME	670
SRN2000H2C	21,736	208-230/3/60	4DA3R18ME	720
SRN2000H2D	22,491	460/3/60	4DA3R18ME	720
SRN2000H2E	22,942	575/3/60	4DA3R18ME	720

Semi-hermetic Low Temperature R-404A				
Model	List Price (\$US)	Voltage	Compressor	Apx. Ship Wt. (lbs.)
SRN0150L6B	7,532	208-230/1/60	KALB-015E	200
SRN0150L6C	7,523	208-230/3/60	KALA-016E	200
SRN0150L6D	8,923	460/3/60	KALA-016E	200
SRN0200L6C	9,300	208-230/3/60	EADA-020E	330
SRN0200L6G	9,327	230/1/60	EADB-021E	330
SRN0210L6B	9,300	208-230/1/60	EAVB-021E	330
SRN0210L6C	9,467	208-230/3/60	EAVA-021E	330
SRN0210L6D	10,702	460/3/60	EAVA-021E	330
SRN0210L6E	10,918	575/3/60	EAVA-021E	330
SRN0310E6C	10,254	208-230/3/60	KACA-032E	340
SRN0310E6D	11,653	460/3/60	LACA-032E	340
SRN0310E6G	10,715	230/1/60	LACB-032E	340
SRN0310L6C	10,254	208-230/3/60	LAHA-032E	340
SRN0310L6D	11,653	460/3/60	LAHA-032E	340
SRN0310L6G	10,715	230/1/60	LAHB-032E	340
SRN0310L6E	11,888	575/3/60	LAHA-032E	340
SRN0311L6C	12,257	208-230/3/60	2DF3F16KE	355
SRN0311L6D	13,657	460/3/60	2DF3F16KE	355
SRN0311L6G	12,624	230/1/60	2DF3F16KE	355
SRN0311L6E	13,929	575/3/60	2DF3F16KE	355
SRN0400L6C	13,433	208-230/3/60	2DL3F20KE	395
SRN0400L6D	14,832	460/3/60	2DL3F20KE	395
SRN0400L6E	15,130	575/3/60	2DL3F20KE	395
SRN0599L6C	13,970	208-230/3/60	2DA3F23KE	435
SRN0599L6D	15,371	460/3/60	2DA3F23KE	435
SRN0599L6E	15,679	575/3/60	2DA3F23KE	435
SRN0600L6C	14,069	208-230/3/60	2DB3F25KE	435
SRN0600L6D	15,468	460/3/60	2DB3F25KE	435
SRN0600L6E	15,777	575/3/60	2DB3F25KE	435
SRN0601L6C	14,747	208-230/3/60	3DA3F28KE	450
SRN0601L6D	16,147	460/3/60	3DA3F28KE	450
SRN0601L6E	16,470	575/3/60	3DA3F28KE	450
SRN0750L6C	17,233	208-230/3/60	3DB3A-075E	440
SRN0750L6D	18,957	460/3/60	3DB3A-075E	440
SRN0750L6E	19,335	575/3/60	3DB3F33KE	440
SRN0900L6C	18,206	208-230/3/60	3DF3F40KE	520
SRN0900L6D	19,926	460/3/60	3DF3F40KE	520
SRN0900L6E	20,327	575/3/60	3DF3F40KE	520
SRN1000L6C	20,134	208-230/3/60	3DS3F46KE	650
SRN1000L6D	20,317	460/3/60	3DS3F46KE	650
SRN1000L6E	20,724	575/3/60	3DS3F46KE	650
SRN1500L6C	24,026	208-230/3/60	4DL3F63KE	710
SRN1500L6D	24,786	460/3/60	4DL3F63KE	710
SRN1500L6E	25,283	575/3/60	4DL3F63KE	710
SRN2200L6C	27,592	208-230/3/60	4DT3F76KE	780
SRN2200L6D	28,351	460/3/60	4DT3F76KE	780
SRN2200L6E	28,918	575/3/60	4DT3F76KE	780

Semi-hermetic Medium Temperature R-22				
Model	List Price (\$US)	Voltage	Compressor	Apx. Ship Wt. (lbs.)
SRN0075M2B	6,252	208-230/1/60	KAE2-0075	180
SRN0075M2C	6,321	208-230/3/60	KAE1-0075	180
SRN0200M2C	8,243	208-230/3/60	ERC1-0200	270
SRN0200M2D	9,648	460/3/60	ERC1-200	270
SRN0200M2G	8,290	230/1/60	ERC2-0200	270

Semi-hermetic Medium Temperature R-404A				
Model	List Price (\$US)	Voltage	Compressor	Apx. Ship Wt. (lbs.)
SRN0090M6B	7,058	208-230/1/60	KARB-010E	185
SRN0090M6C	7,183	208-230/3/60	KARA-010E	185
SRN0199M6B	8,310	208-230/1/60	KAKB-021E	225
SRN0199M6C	8,266	208-230/3/60	KAKA-020E	225
SRN0200M6C	9,196	208-230/3/60	ERCA-021E	270
SRN0310M6C	10,176	208-230/3/60	ERFA-031E	340
SRN0310M6D	11,423	460/3/60	ERFA-031E	340
SRN0310M6G	10,482	230/1/60	ERFB-031E	340
SRN0310M6E	11,651	575/3/60	ERFA-031E	340
SRN0500M6C	11,883	208-230/3/60	2DC3R53KE	420
SRN0500M6D	13,505	460/3/60	2DC3R53KE	420
SRN0500M6E	13,776	575/3/60	2DC3R53KE	420

Nomenclature



Remote and Water-cooled Condensing Units Options

Options for Semi-hermetic Remote & Water-cooled Condensing Units

Option	Model	List Price (\$US)	
Dual Pressure Control	All	137	
Liquid Replaceable Core Filter	0300 - 2200	758	
Liquid-line Solenoid Valve*	0075 - 0400	550	
	0499 - 0900	614	
	1000 - 2200	841	
Compressor Spring Mount Includes Discharge and Suction Vibration Eliminators Standard on 0499 and Above	0075 - 0400	373	
Suction-line Permanent Filter	0075 - 0210	311	
	0300 - 0400	711	
	0499 - 2200	1,097	
Suction-line Replaceable Core Filter	0300 - 2200	1,117	
Suction Accumulator	0075 - 0210	462	
	0300 - 0400	719	
	0499 - 1000	1,150	
	1500H2 & 2000H2 1500L6 & 2200L6	2,101	
Oil Separator, Check Valve and Hand Valve	0300 - 0500	1,164	
	0599 - 1000	1,229	
	1500 - 2200	1,454	
Head Pressure Control Valve, Fixed (SRN Only)	0075 - 1000	449	
	1500 - 2200	761	
Air Defrost Timer	All	494	
Electric Defrost, Low Amp Option** Timer, Contactor(s) & Terminal Block	0075 - 1000 1500 - 2200 (460V)	868	
	1500 - 2200 (230V)	1,275	
Electric Defrost, High Amp Option** Timer, Contactor(s) & Terminal Block	0150H2B, 0199M6B 0200H2G, 0200M2G 0300 - 0601 0750 - 1000 (460V)	868	
	0750 - 1000 (230V) 1500 - 2200	1,275	
	0075 - 1000	360	
	1500 - 2200	509	
Remote Load Fusing Kits with High Amp Option**	0150H2B, 0199M6B 0200H2G, 0200M2G 0300 - 0601 0750 - 2200	360	
	0750 - 2200	509	
	0075 - 0311 (230V 1ph) 0075 - 2000 (230V 3ph) 0100 - 2200 (460V) 2200L6C	431 509 1,219 1,924	
Two Tier Rack	All	2,864	
Crankcase Heater	All	280	
Option	Part #	Model	List Price (\$US)
Water Regulating Valve (Shipped-loose)	2935028	0075 - 0311	312
	2935031	0400 - 0601	312
	2935041	0750 - 0900	1,005
	2935042	1000, 1500L6 & 2200L6	1,005
	87409001	1500H2 & 2200H2	2,726


* Liquid-line solenoid valve mounted at condensing unit is not recommended on applications with line runs to the evaporator of over 25 feet.

** Consult Technical Guide for amperage limits.

1 - 26 Ton DVT Air-cooled Condensers and Options

Standard Features:

- Heavy gauge smooth aluminum cabinet for long life and attractive appearance
- Internally protected, permanently lubricated ball bearing motors with automatic reset
- Direct-drive fans, PVC coated steel fan guards, low fan tip speed design, fan cells completely baffled
- Shipped with legs for vertical or horizontal air flow installation
- No extra charge for multiple circuiting



Model	List Price (\$US)	Voltage*	Net Dimensions (in.)			Fan Configuration	Approx. Ship Wt. (lbs.)
			Height	Depth	Length		
DVT001	1,901	208-230/1/60	24.5	22	37.50	1x1	80
DVT002	2,499	208-230/1/60	24.5	22	37.50	1x1	86
DVT003	2,788	208-230/1/60	24.5	22	37.50	1x1	92
DVT005	5,085	208-230/1/60	40.5	43	39.75	1x1	320
DVT005	5,399	208-230/3/60	40.5	43	39.75	1x1	320
DVT005	5,399	460/3/60	40.5	43	39.75	1x1	320
DVT008	6,422	208-230/1/60	40.5	43	49.75	1x1	390
DVT008	6,666	208-230/3/60	40.5	43	49.75	1x1	390
DVT008	6,666	460/3/60	40.5	43	49.75	1x1	390
DVT010	7,849	208-230/1/60	40.5	43	69.75	1x2	520
DVT010	8,445	208-230/3/60	40.5	43	69.75	1x2	520
DVT010	8,445	460/3/60	40.5	43	69.75	1x2	520
DVT012	8,814	208-230/1/60	40.5	43	69.75	1x2	520
DVT012	9,306	208-230/3/60	40.5	43	69.75	1x2	520
DVT012	9,306	460/3/60	40.5	43	69.75	1x2	520
DVT014	10,081	208-230/1/60	40.5	43	89.75	1x2	650
DVT014	10,572	208-230/3/60	40.5	43	89.75	1x2	650
DVT014	10,572	460/3/60	40.5	43	89.75	1x2	650
DVT016	11,049	208-230/1/60	40.5	43	89.75	1x2	680
DVT016	11,541	208-230/3/60	40.5	43	89.75	1x2	680
DVT016	11,541	460/3/60	40.5	43	89.75	1x2	680
DVT021	12,740	208-230/1/60	40.5	43	129.75	1x3	685
DVT021	13,482	208-230/3/60	40.5	43	129.75	1x3	685
DVT021	13,482	460/3/60	40.5	43	129.75	1x3	685
DVT023	13,100	208-230/1/60	40.5	43	129.75	1x3	740
DVT023	13,839	208-230/3/60	40.5	43	129.75	1x3	740
DVT023	13,839	460/3/60	40.5	43	129.75	1x3	740
DVT026	14,303	208-230/1/60	40.5	43	129.75	1x3	840
DVT026	15,042	208-230/3/60	40.5	43	129.75	1x3	840
DVT026	15,042	460/3/60	40.5	43	129.75	1x3	840

DVT Options	List Price (\$US)			
	1x1 (001-003)	1x1 (005-008)	1x2 (010-016)	1x3 (021-026)
1 Phase Ambient Fan Cycle	N/A	N/A	461	643
3 Phase Ambient Fan Cycle	N/A	N/A	1,161	1,431
1 Phase Pressure Fan Cycle	N/A	N/A	840	1,061
3 Phase Pressure Fan Cycle	N/A	N/A	1,541	1,855
Individual Motor Fuses	N/A	677	886	1,097
Sealtite Wiring	656	656	1,168	1,205
Variable Speed Fan Motor	N/A	393	393	393
Variable Speed Motor Controller	N/A	2,008	2,008	2,008
Discharge Air Gravity Dampers 8980700 (Shipped-loose)	1,098	1,098	2,195	3,294
Transformer (Shipped-loose)	484	484	484	484
575V**	N/A	350	700	1,050

Model	BohnGuard™ Fin Protection List Price (\$US)	ElectroFin® Coil Coating List Price (\$US)
	DVT001	179
DVT002	201	2,384
DVT003	246	2,384
DVT005	300	2,384
DVT008	478	2,384
DVT010	538	3,567
DVT012	593	3,567
DVT014	717	4,757
DVT016	879	5,452
DVT021	973	7,136
DVT023	1,110	7,136
DVT026	1,258	7,136

* Specify motor voltage at time of order.

** Not available in units smaller than DVT0008.

NOTES:

- 208-230/1/60 motors may be field converted to 230/3/60 power.
- Control circuit voltage is 230V unless otherwise specified.
- 24V & 115V control circuit available at no additional cost.
- Specify control circuit voltage when ordering.
- Fan cycling pricing does not include control circuit transformer for 460V units.

NOTE: Copper fin coil available. Please consult factory for prices.

Monarch™ Series of Air-cooled Condensers

Nomenclature Example:

B	N	E	D	04	A	036
Brand	Vintage	Motor Type	Width	Number of Fans	Model Identifier	Standard Capacity
B = Bohn	N = Vintage	E = Variable Speed EC Motor Q = 540 RPM (0.5 HP) X = 830 RPM (1.0 HP) L = 830 RPM (1.5 HP) H = 1140 RPM (1.5 HP)	S = Single Wide D = Double Wide	# of Fans (01-14)		MBH/°TD, R-22 at 10 FPI

Standard Features:

- EC motor, swept fan blade, and venturi incorporating integrated variable speed technology
- Broad capacity range from 16 to 264 tons
- Aluminum housing for an attractive appearance and corrosion protection, with painted galvanized steel, or galvanized steel available as an option
- Side access panels to allow for ease of cleaning the coils
- Floating Tube™ coil design



Model	List Price (\$US)	Voltage*	Net Dimensions (in.)			Fan Config.	Approx. Ship Wt. (lbs.)
			H	D	L		
BNES01A008	15,363	208-230/3/60	56	45.5	73	1x1	480
BNES01A008	15,363	460/3/60	56	45.5	73	1x1	480
BNES01A009	17,012	208-230/3/60	56	45.5	73	1x1	500
BNES01A009	17,012	460/3/60	56	45.5	73	1x1	500
BNES02A011	26,302	208-230/3/60	56	45.5	127	1x2	800
BNES02A011	26,302	460/3/60	56	45.5	127	1x2	800
BNES02A015	30,154	208-230/3/60	56	45.5	127	1x2	850
BNES02A015	30,154	460/3/60	56	45.5	127	1x2	850
BNES02A018	32,976	208-230/3/60	56	45.5	127	1x2	900
BNES02A018	32,976	460/3/60	56	45.5	127	1x2	900
BNES03A023	45,271	208-230/3/60	56	45.5	180	1x3	1,230
BNES03A023	45,271	460/3/60	56	45.5	180	1x3	1,230
BNES03A027	49,515	208-230/3/60	56	45.5	180	1x3	1,310
BNES03A027	49,515	460/3/60	56	45.5	180	1x3	1,310
BNES04A031	61,138	208-230/3/60	56	45.5	233	1x4	1,610
BNES04A031	61,138	460/3/60	56	45.5	233	1x4	1,610
BNES04A036	66,016	208-230/3/60	56	45.5	233	1x4	1,710
BNES04A036	66,016	460/3/60	56	45.5	233	1x4	1,710
BNES05A039	76,262	208-230/3/60	56	45.5	286	1x5	1,990
BNES05A039	76,262	460/3/60	56	45.5	286	1x5	1,990
BNES05A047	83,899	208-230/3/60	56	45.5	286	1x5	2,110
BNES05A047	83,899	460/3/60	56	45.5	286	1x5	2,110
BNES06A056	100,679	208-230/3/60	56	45.5	339	1x6	2,510
BNES06A056	100,679	460/3/60	56	45.5	339	1x6	2,510
BNES07A065	117,256	208-230/3/60	56	45.5	392	1x7	2,920
BNES07A065	117,256	460/3/60	56	45.5	392	1x7	2,920

Model	List Price (\$US)	Voltage*	Net Dimensions (in.)			Fan Config.	Approx. Ship Wt. (lbs.)
			H	D	L		
BNED04A023	51,835	208-230/3/60	56	88.5	127	2x2	1,510
BNED04A023	51,835	460/3/60	56	88.5	127	2x2	1,510
BNED04A031	60,368	208-230/3/60	56	88.5	127	2x2	1,610
BNED04A031	60,368	460/3/60	56	88.5	127	2x2	1,610
BNED04A036	66,016	208-230/3/60	56	88.5	127	2x2	1,710
BNED04A036	66,016	460/3/60	56	88.5	127	2x2	1,710
BNED06A046	90,533	208-230/3/60	56	88.5	180	2x3	2,360
BNED06A046	90,533	460/3/60	56	88.5	180	2x3	2,360
BNED06A054	99,018	208-230/3/60	56	88.5	180	2x3	2,510
BNED06A054	99,018	460/3/60	56	88.5	180	2x3	2,510
BNED08A062	121,052	208-230/3/60	56	88.5	233	2x4	3,120
BNED08A062	121,052	460/3/60	56	88.5	233	2x4	3,120
BNED08A073	132,373	208-230/3/60	56	88.5	233	2x4	3,320
BNED08A073	132,373	460/3/60	56	88.5	233	2x4	3,320
BNED10A079	152,805	208-230/3/60	56	88.5	286	2x5	3,870
BNED10A079	152,805	460/3/60	56	88.5	286	2x5	3,870
BNED10A093	168,112	208-230/3/60	56	88.5	286	2x5	4,120
BNED10A093	168,112	460/3/60	56	88.5	286	2x5	4,120
BNED12A112	201,684	208-230/3/60	56	88.5	339	2x6	4,930
BNED12A112	201,684	460/3/60	56	88.5	339	2x6	4,930
BNED14A129	234,841	208-230/3/60	56	88.5	392	2x7	5,730
BNED14A129	234,841	460/3/60	56	88.5	392	2x7	5,730

* Specify motor voltage at time of order.

NOTE: All condensers 2x4 and above include oversized electrical box.

Ambassador™ Series of Air-cooled Condensers

Standard Features:

- Direct-drive 1.5 HP fan motors in 830 RPM
- Patented QuietEdge™ fan blade for low sound levels
- Patent-pending ServiceEase™ motor mount for serviceability
- Advanced coil technology to provide maximum capacity
- Broader product range to address all applications ranging from 11 to 225 nominal tons
- Galvanized steel cabinet with options for aluminum or painted galvanized steel
- High efficiency three phase fan motors with ball bearings and internal overload protection
- Floating Tube™ coil design



575 V Available

Model	List Price (\$US)	Voltage*	Net Dimensions (in.)			Fan Config.	Approx. Ship Wt. (lbs.)
			H	D	L		
BNLS01A007	7,914	208-230/3/60	49.5	45.5	73	1x1	460
BNLS01A007	7,914	460/3/60	49.5	45.5	73	1x1	460
BNLS01A008	9,359	208-230/3/60	49.5	45.5	73	1x1	480
BNLS01A008	9,359	460/3/60	49.5	45.5	73	1x1	480
BNLS02A010	11,868	208-230/3/60	49.5	45.5	127	1x2	760
BNLS02A010	11,868	460/3/60	49.5	45.5	127	1x2	760
BNLS02A014	16,317	208-230/3/60	49.5	45.5	127	1x2	810
BNLS02A014	16,317	460/3/60	49.5	45.5	127	1x2	810
BNLS02A016	18,918	208-230/3/60	49.5	45.5	127	1x2	860
BNLS02A016	18,918	460/3/60	49.5	45.5	127	1x2	860
BNLS03A021	24,481	208-230/3/60	49.5	45.5	180	1x3	1,170
BNLS03A021	24,481	460/3/60	49.5	45.5	180	1x3	1,170
BNLS03A024	28,402	208-230/3/60	49.5	45.5	180	1x3	1,240
BNLS03A024	28,402	460/3/60	49.5	45.5	180	1x3	1,240
BNLS04A028	32,592	208-230/3/60	49.5	45.5	233	1x4	1,520
BNLS04A028	32,592	460/3/60	49.5	45.5	233	1x4	1,520
BNLS04A032	37,847	208-230/3/60	49.5	45.5	233	1x4	1,620
BNLS04A032	37,847	460/3/60	49.5	45.5	233	1x4	1,620
BNLS05A035	41,525	208-230/3/60	49.5	45.5	286	1x5	1,880
BNLS05A035	41,525	460/3/60	49.5	45.5	286	1x5	1,880
BNLS05A042	48,702	208-230/3/60	49.5	45.5	286	1x5	2,000
BNLS05A042	48,702	460/3/60	49.5	45.5	286	1x5	2,000
BNLS06A050	58,389	208-230/3/60	49.5	45.5	339	1x6	2,380
BNLS06A050	58,389	460/3/60	49.5	45.5	339	1x6	2,380
BNLS07A055	64,396	208-230/3/60	49.5	45.5	392	1x7	2,760
BNLS07A055	64,396	460/3/60	49.5	45.5	392	1x7	2,760

Model	List Price (\$US)	Voltage*	Net Dimensions (in.)			Fan Config.	Approx. Ship Wt. (lbs.)
			H	D	L		
BNLD04A020	23,711	208-230/3/60	49.5	88.5	127	2x2	1,420
BNLD04A020	23,711	460/3/60	49.5	88.5	127	2x2	1,420
BNLD04A028	32,593	208-230/3/60	49.5	88.5	127	2x2	1,520
BNLD04A028	32,593	460/3/60	49.5	88.5	127	2x2	1,520
BNLD04A032	37,847	208-230/3/60	49.5	88.5	127	2x2	1,620
BNLD04A032	37,847	460/3/60	49.5	88.5	127	2x2	1,620
BNLD06A042	48,906	208-230/3/60	49.5	88.5	180	2x3	2,230
BNLD06A042	48,906	460/3/60	49.5	88.5	180	2x3	2,230
BNLD06A048	56,723	208-230/3/60	49.5	88.5	180	2x3	2,380
BNLD06A048	56,723	460/3/60	49.5	88.5	180	2x3	2,380
BNLD08A056	65,484	208-230/3/60	49.5	88.5	233	2x4	2,940
BNLD08A056	65,484	460/3/60	49.5	88.5	233	2x4	2,940
BNLD08A065	75,956	208-230/3/60	49.5	88.5	233	2x4	3,140
BNLD08A065	75,956	460/3/60	49.5	88.5	233	2x4	3,140
BNLD10A071	83,298	208-230/3/60	49.5	88.5	286	2x5	3,650
BNLD10A071	83,298	460/3/60	49.5	88.5	286	2x5	3,650
BNLD10A083	97,614	208-230/3/60	49.5	88.5	286	2x5	3,900
BNLD10A083	97,614	460/3/60	49.5	88.5	286	2x5	3,900
BNLD12A100	117,055	208-230/3/60	49.5	88.5	339	2x6	4,660
BNLD12A100	117,055	460/3/60	49.5	88.5	339	2x6	4,660
BNLD14A110	129,054	208-230/3/60	49.5	88.5	392	2x7	5,420
BNLD14A110	129,054	460/3/60	49.5	88.5	392	2x7	5,420

* Specify motor voltage at time of order.

NOTE: All condensers 2x4 and above include oversized electrical box.

Ambassador™ Series of Air-cooled Condensers

Standard Features:

- Direct-drive 1 HP fan motors in 830 RPM
- Patented QuietEdge™ fan blade for low sound levels
- Patent-pending ServiceEase™ motor mount for serviceability
- Advanced coil technology to provide maximum capacity
- Broader product range to address all applications ranging from 11 to 225 nominal tons
- Galvanized steel cabinet with options for aluminum or painted galvanized steel
- High efficiency three phase fan motors with ball bearings and internal overload protection
- Floating Tube™ coil design



Model	List Price (\$US)	Voltage*	Net Dimensions (in.)			Fan Config.	Approx. Ship Wt. (lbs.)
			H	D	L		
BNXS01A006	7,090	208-230/3/60	49.5	45.5	73	1x1	460
BNXS01A006	7,090	460/3/60	49.5	45.5	73	1x1	460
BNXS01A008	8,580	208-230/3/60	49.5	45.5	73	1x1	480
BNXS01A008	8,580	460/3/60	49.5	45.5	73	1x1	480
BNXS02A010	11,494	208-230/3/60	49.5	45.5	127	1x2	760
BNXS02A010	11,494	460/3/60	49.5	45.5	127	1x2	760
BNXS02A013	15,736	208-230/3/60	49.5	45.5	127	1x2	810
BNXS02A013	15,736	460/3/60	49.5	45.5	127	1x2	810
BNXS02A015	18,307	208-230/3/60	49.5	45.5	127	1x2	860
BNXS02A015	18,307	460/3/60	49.5	45.5	127	1x2	860
BNXS03A020	24,163	208-230/3/60	49.5	45.5	180	1x3	1,170
BNXS03A020	24,163	460/3/60	49.5	45.5	180	1x3	1,170
BNXS03A023	28,040	208-230/3/60	49.5	45.5	180	1x3	1,240
BNXS03A023	28,040	460/3/60	49.5	45.5	180	1x3	1,240
BNXS04A026	32,592	208-230/3/60	49.5	45.5	233	1x4	1,520
BNXS04A026	32,592	460/3/60	49.5	45.5	233	1x4	1,520
BNXS04A030	37,733	208-230/3/60	49.5	45.5	233	1x4	1,620
BNXS04A030	37,733	460/3/60	49.5	45.5	233	1x4	1,620
BNXS05A033	40,993	208-230/3/60	49.5	45.5	286	1x5	1,880
BNXS05A033	40,993	460/3/60	49.5	45.5	286	1x5	1,880
BNXS05A038	47,425	208-230/3/60	49.5	45.5	286	1x5	2,000
BNXS05A038	47,425	460/3/60	49.5	45.5	286	1x5	2,000
BNXS06A045	57,173	208-230/3/60	49.5	45.5	339	1x6	2,380
BNXS06A045	57,173	460/3/60	49.5	45.5	339	1x6	2,380
BNXS07A052	65,640	208-230/3/60	49.5	45.5	392	1x7	2,760
BNXS07A052	65,640	460/3/60	49.5	45.5	392	1x7	2,760

Model	List Price (\$US)	Voltage*	Net Dimensions (in.)			Fan Config.	Approx. Ship Wt. (lbs.)
			H	D	L		
BNXD04A020	24,051	208-230/3/60	49.5	88.5	127	2x2	1,420
BNXD04A020	24,051	460/3/60	49.5	88.5	127	2x2	1,420
BNXD04A026	32,578	208-230/3/60	49.5	88.5	127	2x2	1,520
BNXD04A026	32,578	460/3/60	49.5	88.5	127	2x2	1,520
BNXD04A030	37,748	208-230/3/60	49.5	88.5	127	2x2	1,620
BNXD04A030	37,748	460/3/60	49.5	88.5	127	2x2	1,620
BNXD06A039	49,406	208-230/3/60	49.5	88.5	180	2x3	2,230
BNXD06A039	49,406	460/3/60	49.5	88.5	180	2x3	2,230
BNXD06A045	57,158	208-230/3/60	49.5	88.5	180	2x3	2,380
BNXD06A045	57,158	460/3/60	49.5	88.5	180	2x3	2,380
BNXD08A052	66,536	208-230/3/60	49.5	88.5	233	2x4	2,940
BNXD08A052	66,536	460/3/60	49.5	88.5	233	2x4	2,940
BNXD08A061	76,876	208-230/3/60	49.5	88.5	233	2x4	3,140
BNXD08A061	76,876	460/3/60	49.5	88.5	233	2x4	3,140
BNXD10A066	83,365	208-230/3/60	49.5	88.5	286	2x5	3,650
BNXD10A066	83,365	460/3/60	49.5	88.5	286	2x5	3,650
BNXD10A076	96,288	208-230/3/60	49.5	88.5	286	2x5	3,900
BNXD10A076	96,288	460/3/60	49.5	88.5	286	2x5	3,900
BNXD12A091	115,699	208-230/3/60	49.5	88.5	339	2x6	4,660
BNXD12A091	115,699	460/3/60	49.5	88.5	339	2x6	4,660
BNXD14A104	132,661	208-230/3/60	49.5	88.5	392	2x7	5,420
BNXD14A104	132,661	460/3/60	49.5	88.5	392	2x7	5,420

* Specify motor voltage at time of order.

NOTE: All condensers 2x4 and above include oversized electrical box.

Ambassador™ Series of Air-cooled Condensers

Standard Features:

- Direct-drive .5 HP fan motors in 540 RPM
- Patented QuietEdge™ fan blade for low sound levels
- Patent-pending ServiceEase™ motor mount for serviceability
- Advanced coil technology to provide maximum capacity
- Broader product range to address all applications ranging from 11 to 225 nominal tons
- Galvanized steel cabinet with options for aluminum or painted galvanized steel
- High efficiency three phase fan motors with ball bearings and internal overload protection
- Floating Tube™ coil design



Model	List Price (\$US)	Voltage*	Net Dimensions (in.)			Fan Config.	Approx. Ship Wt. (lbs.)
			H	D	L		
BNQS01A005	7,054	208-230/3/60	49.5	45.5	73	1x1	460
BNQS01A005	7,054	460/3/60	49.5	45.5	73	1x1	460
BNQS01A006	8,449	208-230/3/60	49.5	45.5	73	1x1	480
BNQS01A006	8,449	460/3/60	49.5	45.5	73	1x1	480
BNQS02A008	11,672	208-230/3/60	49.5	45.5	127	1x2	760
BNQS02A008	11,672	460/3/60	49.5	45.5	127	1x2	760
BNQS02A010	15,649	208-230/3/60	49.5	45.5	127	1x2	810
BNQS02A010	15,649	460/3/60	49.5	45.5	127	1x2	810
BNQS02A011	17,562	208-230/3/60	49.5	45.5	127	1x2	860
BNQS02A011	17,562	460/3/60	49.5	45.5	127	1x2	860
BNQS03A016	24,431	208-230/3/60	49.5	45.5	180	1x3	1,170
BNQS03A016	24,431	460/3/60	49.5	45.5	180	1x3	1,170
BNQS03A017	27,191	208-230/3/60	49.5	45.5	180	1x3	1,240
BNQS03A017	27,191	460/3/60	49.5	45.5	180	1x3	1,240
BNQS04A021	33,082	208-230/3/60	49.5	45.5	233	1x4	1,520
BNQS04A021	33,082	460/3/60	49.5	45.5	233	1x4	1,520
BNQS04A023	36,765	208-230/3/60	49.5	45.5	233	1x4	1,620
BNQS04A023	36,765	460/3/60	49.5	45.5	233	1x4	1,620
BNQS05A026	41,789	208-230/3/60	49.5	45.5	286	1x5	1,880
BNQS05A026	41,789	460/3/60	49.5	45.5	286	1x5	1,880
BNQS05A029	46,392	208-230/3/60	49.5	45.5	286	1x5	2,000
BNQS05A029	46,392	460/3/60	49.5	45.5	286	1x5	2,000
BNQS06A034	56,038	208-230/3/60	49.5	45.5	339	1x6	2,380
BNQS06A034	56,038	460/3/60	49.5	45.5	339	1x6	2,380
BNQS07A042	68,139	208-230/3/60	49.5	45.5	392	1x7	2,760
BNQS07A042	68,139	460/3/60	49.5	45.5	392	1x7	2,760

Model	List Price (\$US)	Voltage*	Net Dimensions (in.)			Fan Config.	Approx. Ship Wt. (lbs.)
			H	D	L		
BNQD04A016	25,110	208-230/3/60	49.5	88.5	127	2x2	1,420
BNQD04A016	25,110	460/3/60	49.5	88.5	127	2x2	1,420
BNQD04A021	33,082	208-230/3/60	49.5	88.5	127	2x2	1,520
BNQD04A021	33,082	460/3/60	49.5	88.5	127	2x2	1,520
BNQD04A023	36,765	208-230/3/60	49.5	88.5	127	2x2	1,620
BNQD04A023	36,765	460/3/60	49.5	88.5	127	2x2	1,620
BNQD06A031	50,442	208-230/3/60	49.5	88.5	180	2x3	2,230
BNQD06A031	50,442	460/3/60	49.5	88.5	180	2x3	2,230
BNQD06A034	56,038	208-230/3/60	49.5	88.5	180	2x3	2,380
BNQD06A034	56,038	460/3/60	49.5	88.5	180	2x3	2,380
BNQD08A041	68,180	208-230/3/60	49.5	88.5	233	2x4	2,940
BNQD08A041	68,180	460/3/60	49.5	88.5	233	2x4	2,940
BNQD08A046	75,600	208-230/3/60	49.5	88.5	233	2x4	3,140
BNQD08A046	75,600	460/3/60	49.5	88.5	233	2x4	3,140
BNQD10A052	85,614	208-230/3/60	49.5	88.5	286	2x5	3,650
BNQD10A052	85,614	460/3/60	49.5	88.5	286	2x5	3,650
BNQD10A057	94,874	208-230/3/60	49.5	88.5	286	2x5	3,900
BNQD10A057	94,874	460/3/60	49.5	88.5	286	2x5	3,900
BNQD12A069	114,076	208-230/3/60	49.5	88.5	339	2x6	4,660
BNQD12A069	114,076	460/3/60	49.5	88.5	339	2x6	4,660
BNQD14A083	138,294	208-230/3/60	49.5	88.5	392	2x7	5,420
BNQD14A083	138,294	460/3/60	49.5	88.5	392	2x7	5,420

* Specify motor voltage at time of order.

NOTE: All condensers 2x4 and above include oversized electrical box.

1140 RPM Series of Air-cooled Condensers

Standard Features:

- Direct-drive fan motors in 1140 RPM
- Bohn's patent-pending ServiceEase™ motor mount
- New, high efficiency condenser coil designed for optimum performance
- Expanded product range from 15 to 249 nominal tons
- Galvanized steel as a standard housing, with an option for aluminum or painted galvanized steel
- Floating Tube™ coil design



575 V Available

Model	List Price (\$US)	Voltage*	Net Dimensions (in.)			Fan Config.	Approx. Ship Wt. (lbs.)
			H	D	L		
BNHS01A007	8,072	208-230/3/60	49.5	45.5	73	1x1	460
BNHS01A007	8,072	460/3/60	49.5	45.5	73	1x1	460
BNHS01A009	9,673	208-230/3/60	49.5	45.5	73	1x1	480
BNHS01A009	9,673	460/3/60	49.5	45.5	73	1x1	480
BNHS02A011	11,851	208-230/3/60	49.5	45.5	127	1x2	760
BNHS02A011	11,851	460/3/60	49.5	45.5	127	1x2	760
BNHS02A015	15,590	208-230/3/60	49.5	45.5	127	1x2	810
BNHS02A015	15,590	460/3/60	49.5	45.5	127	1x2	810
BNHS02A017	18,332	208-230/3/60	49.5	45.5	127	1x2	860
BNHS02A017	18,332	460/3/60	49.5	45.5	127	1x2	860
BNHS03A022	23,425	208-230/3/60	49.5	45.5	180	1x3	1,170
BNHS03A022	23,425	460/3/60	49.5	45.5	180	1x3	1,170
BNHS03A026	27,544	208-230/3/60	49.5	45.5	180	1x3	1,240
BNHS03A026	27,544	460/3/60	49.5	45.5	180	1x3	1,240
BNHS04A029	31,986	208-230/3/60	49.5	45.5	233	1x4	1,520
BNHS04A029	31,986	460/3/60	49.5	45.5	233	1x4	1,520
BNHS04A034	36,722	208-230/3/60	49.5	45.5	233	1x4	1,620
BNHS04A034	36,722	460/3/60	49.5	45.5	233	1x4	1,620
BNHS05A037	39,829	208-230/3/60	49.5	45.5	286	1x5	1,880
BNHS05A037	39,829	460/3/60	49.5	45.5	286	1x5	1,880
BNHS05A044	47,242	208-230/3/60	49.5	45.5	286	1x5	2,000
BNHS05A044	47,242	460/3/60	49.5	45.5	286	1x5	2,000
BNHS06A053	56,690	208-230/3/60	49.5	45.5	339	1x6	2,380
BNHS06A053	56,690	460/3/60	49.5	45.5	339	1x6	2,380
BNHS07A061	65,943	208-230/3/60	49.5	45.5	392	1x7	2,760
BNHS07A061	65,943	460/3/60	49.5	45.5	392	1x7	2,760

Model	List Price (\$US)	Voltage*	Net Dimensions (in.)			Fan Config.	Approx. Ship Wt. (lbs.)
			H	D	L		
BNHD04A021	22,956	208-230/3/60	49.5	88.5	127	2x2	1,420
BNHD04A021	22,956	460/3/60	49.5	88.5	127	2x2	1,420
BNHD04A029	31,240	208-230/3/60	49.5	88.5	127	2x2	1,520
BNHD04A029	31,240	460/3/60	49.5	88.5	127	2x2	1,520
BNHD04A034	36,722	208-230/3/60	49.5	88.5	127	2x2	1,620
BNHD04A034	36,722	460/3/60	49.5	88.5	127	2x2	1,620
BNHD06A044	46,841	208-230/3/60	49.5	88.5	180	2x3	2,230
BNHD06A044	46,841	460/3/60	49.5	88.5	180	2x3	2,230
BNHD06A051	55,079	208-230/3/60	49.5	88.5	180	2x3	2,380
BNHD06A051	55,079	460/3/60	49.5	88.5	180	2x3	2,380
BNHD08A058	62,797	208-230/3/60	49.5	88.5	233	2x4	2,940
BNHD08A058	62,797	460/3/60	49.5	88.5	233	2x4	2,940
BNHD08A068	73,786	208-230/3/60	49.5	88.5	233	2x4	3,140
BNHD08A068	73,786	460/3/60	49.5	88.5	233	2x4	3,140
BNHD10A074	79,940	208-230/3/60	49.5	88.5	286	2x5	3,650
BNHD10A074	79,940	460/3/60	49.5	88.5	286	2x5	3,650
BNHD10A088	94,802	208-230/3/60	49.5	88.5	286	2x5	3,900
BNHD10A088	94,802	460/3/60	49.5	88.5	286	2x5	3,900
BNHD12A106	113,710	208-230/3/60	49.5	88.5	339	2x6	4,660
BNHD12A106	113,710	460/3/60	49.5	88.5	339	2x6	4,660
BNHD14A122	132,214	208-230/3/60	49.5	88.5	392	2x7	5,420
BNHD14A122	132,214	460/3/60	49.5	88.5	392	2x7	5,420

* Specify motor voltage at time of order.

NOTE: All condensers 2x4 and above include oversized electrical box.

Air-cooled Condensers Options

Options Pricing Guide – Monarch™ Series

Air-cooled Condenser Option Pricing Matrix (\$US)													
Option Description	1x1	1x2	1x3	1x4	1x5	1x6	1x7	2x2	2x3	2x4	2x5	2x6	2x7
Fan Cycling Options (Must Select Fan Cycling and Contactor Option)													
Proportional Pressure Control	1,914	1,914	1,914	1,914	1,914	1,914	1,914	3,827	3,827	3,827	3,827	3,827	3,827
Electrical Options													
Fused Disconnect	210	417	630	838	1,048	1,255	1,467	833	1,262	1,679	2,097	2,512	2,933
Individual Motor Fuses	210	420	630	840	1,050	1,260	1,471	838	1,258	1,678	2,097	2,516	2,935
Paired Motor Fuses	-	-	-	-	-	-	-	419	524	838	1,048	1,258	1,467
Individual Circuit Breakers	582	835	1,241	1,663	2,072	2,495	2,881	1,663	2,495	3,312	4,144	4,976	5,566
Paired Circuit Breakers	-	-	-	-	-	-	-	832	1,241	1,663	2,072	2,495	2,881
Individual Motor Terminal Boards	146	291	437	582	728	874	1,019	582	874	1,398	1,689	1,980	2,271
Paired Motor Terminal Boards	-	-	-	-	-	-	-	291	437	582	728	874	1,019
Power Outlet (115V)	291	291	291	291	291	291	291	291	291	291	291	291	291
Mechanical Options													
Connection Manifold (shipped-loose)	-	-	-	-	-	-	-	1,077	1,398	1,427	1,572	1,631	1,805
Extended Legs: 30", 36", 42"	105	210	314	419	524	629	734	210	314	419	524	629	734
Unit Frame, Std. Legs, 20"	1,482	2,138	2,796	4,005	4,845	5,556	6,453	2,138	2,796	4,005	4,845	5,778	6,711
Unit Frame, Ext. Legs, 42"	1,586	2,348	3,110	4,424	5,370	6,161	7,159	2,348	3,110	4,424	5,370	6,407	7,445
Paratemp, 20"	-	699	-	699	-	-	-	699	-	699	-	-	-
Paratemp, Extended Legs: 30", 36", 42"	-	560	-	1,118	-	-	-	560	-	1,118	-	-	-

NOTES:

- Motors are 208-230/3/60 or 460/3/60.
- Standard Fins Per Inch is 10.
- For 8 FPI deduct \$350 per cell. For 12 FPI add \$350 per cell. For 14 FPI add \$700 per cell. Also, applicable to ProKote® fin protection pricing.
- Power outlet is supplied unwired.
- Clearance height must be specified for extended legs when ordering.

Air-cooled Condensers Options

Options Pricing Guide – Ambassador™ Series & 1140 Series

Air-cooled Condenser Option Pricing Matrix (\$US)													
Option Description	1x1	1x2	1x3	1x4	1x5	1x6	1x7	2x2	2x3	2x4	2x5	2x6	2x7
Fan Cycling Options (Must Select Fan Cycling and Contactor Option)													
Individual Motor Contactors; 230V, 115V, 24V	210	420	630	840	1,050	1,260	1,471	838	1,258	1,678	2,097	2,516	2,935
Paired Motor Contactors; 230V, 115V, 24V	-	-	-	-	-	-	-	419	629	838	1,048	1,258	1,467
Ambient Fan Cycling*	-	804	1,084	1,445	1,805	2,166	2,527	804	1,084	1,445	1,805	2,166	2,527
Pressure Fan Cycling Mech. w/o Header*	-	1,213	1,328	1,770	2,213	2,656	3,098	1,213	1,328	1,770	2,213	2,656	3,098
Pressure Fan Cycling Mech. w/ Header*	1,423	1,537	1,980	2,423	2,865	3,308	3,750	1,537	1,980	2,423	2,865	3,308	3,750
Pressure Fan Cycling Elec. w/o Header*	-	1,260	1,579	2,616	3,666	4,709	5,532	1,260	1,579	2,622	3,666	4,709	5,532
Pressure Fan Cycling Elec. w/ Header*	1,470	1,788	2,832	3,875	4,919	5,733	6,737	1,788	2,832	3,875	4,919	5,733	6,737
Variable Speed with Ambient*	2,038	2,312	2,598	2,959	3,320	3,681	4,041	2,312	2,598	2,959	3,320	3,681	4,041
Variable Speed with Pressure (Mech.)*	2,392	2,569	2,842	3,284	3,727	4,170	4,612	2,569	2,842	3,284	3,727	4,170	4,612
Variable Speed with Pressure (Elec.)*	2,533	2,807	3,093	4,136	5,180	5,984	6,988	2,807	3,093	4,136	5,180	5,984	6,988
Microprocessor Relay Board	2,505	2,505	2,505	2,505	2,505	2,505	2,505	2,505	2,505	2,505	2,505	2,505	2,505
Microprocessor Relay Board w/ Split	2,707	2,707	2,707	2,707	2,707	2,707	2,707	2,707	2,707	2,707	2,707	2,707	2,707
Electrical Options													
575V adder (BNH/BNL only)	204	408	612	815	1,019	1,223	1,427	815	1,223	1,631	2,038	2,446	2,854
Control Circuit Transformer; 230V, 115V, 24V	495	495	495	495	495	495	495	495	495	495	495	495	495
Individual Motor Fuses	210	420	630	840	1,050	1,260	1,471	838	1,258	1,678	2,097	2,516	2,935
Paired Motor Fuses	-	-	-	-	-	-	-	419	524	838	1,048	1,258	1,467
Individual Circuit Breakers	582	832	1,241	1,663	2,072	2,495	2,881	1,663	2,495	3,253	4,144	4,976	5,566
Paired Circuit Breakers	-	-	-	-	-	-	-	832	1,241	1,663	2,072	2,495	2,881
Individual Motor Terminal Boards	144	291	437	582	728	874	1,019	582	874	1,398	1,689	1,980	2,271
Paired Motor Terminal Boards	-	-	-	-	-	-	-	291	437	582	728	874	1,019
Fan Toggle Switches	87	175	262	349	437	524	612	349	524	699	874	1,048	1,223
Paired Fan Toggle Switches	-	-	-	-	-	-	-	175	262	349	437	524	612
Fused Disconnect	210	417	630	838	1,048	1,255	1,467	833	1,262	1,679	2,097	2,512	2,933
Sealtite Wiring to Motor Rail	182	226	342	460	569	685	800	460	686	913	1,145	1,372	1,592
Sealtite Wiring to Electrical Box	605	1,212	1,817	2,423	3,028	3,634	4,240	2,423	3,634	4,845	5,824	6,989	8,154
Power Outlet (115V)	291	291	291	291	291	291	291	291	291	291	291	291	291

* Fans are cycled in pairs on double wide units.

NOTES:

- Variable speed motor is on fan closest to header only.
- Variable speed motors have a full speed RPM of 1140.
- Pressure fan cycling is not available on units with multiple circuits.
- Motors are 208-230/3/60 or 460/3/60.
- Motor circuit breakers are not available on 575V units.
- Motor terminal boards are not available on units with fan cycling.
- Fused disconnect is available up to 60 amps.
- Variable speed motor is on fan closest to header only.
- Standard control circuit is 230V. 24V and 115V are available.

ADDITIONAL OPTIONS NEXT PAGE

Air-cooled Condensers Options

Options Pricing Guide – Ambassador™ Series & 1140 Series (continued)

Air-cooled Condenser Option Pricing Matrix (\$US)													
Option Description	1x1	1x2	1x3	1x4	1x5	1x6	1x7	2x2	2x3	2x4	2x5	2x6	2x7
Mechanical options													
Aluminum or Pre-Painted Steel Cabinet	233	466	699	932	1,165	1,398	1,631	932	1,398	1,864	2,330	2,796	3,261
Coil Access Panels, Galv	233	466	699	932	1,165	1,398	1,631	932	1,398	1,864	2,330	2,796	3,261
Coil Access Panels, AL or Painted Steel	466	932	1,398	1,864	2,330	2,796	3,261	1,864	2,796	3,727	4,659	5,376	6,272
Hinged Venturi	495	990	1,485	1,980	2,475	2,970	3,465	1,945	2,970	3,960	4,950	5,712	6,664
Connection Manifold (shipped-loose)	-	-	-	-	-	-	-	1,077	1,398	1,427	1,572	1,631	1,805
Extended Legs: 30", 36", 42"	105	210	315	420	525	630	735	210	315	420	525	630	735
Paratemp, 20"	-	349	-	699	-	-	-	349	-	699	-	-	-
Paratemp, Extended Legs: 30", 36", 42"	-	560	-	1,118	-	-	-	560	-	1,118	-	-	-
Unit Frame, Std. Legs, 20"	1,482	2,138	2,796	4,005	4,845	5,556	6,453	2,138	2,796	4,005	4,845	5,778	6,711
Unit Frame, Ext. Legs, 42"	1,586	2,348	3,037	4,424	5,163	6,161	7,159	2,348	3,110	4,424	5,370	6,407	7,445

NOTES:

- Clearance height must be specified for extended legs when ordering
- Standard Fins Per Inch is 10. For 8 FPI deduct \$350 per cell. For 12 FPI add \$350 per cell. For 14 FPI add \$700 per cell. Also applicable to ProKote[®] fin protection pricing.

ADDITIONAL OPTIONS NEXT PAGE

Air-cooled Condensers Options

Condenser Fin and Coil Protection Options

Bohn Air-cooled Condensor Coil Options					
BNH	BNL	BNX	BNQ	BNE	BohnGuard™ Fin Protection Option List Pricing (\$US)
BNH-S01-A007	BNL-S01-A007	BNX-S01-A006	BNQ-S01-A005	BNE-S01-A008	813
BNH-S01-A009	BNL-S01-A008	BNX-S01-A008	BNQ-S01-A006	BNE-S01-A009	1,076
BNH-S02-A011	BNL-S02-A010	BNX-S02-A010	BNQ-S02-A008	BNE-S02-A011	1,093
BNH-S02-A015	BNL-S02-A014	BNX-S02-A013	BNQ-S02-A010	BNE-S02-A015	1,312
BNH-S02-A017	BNL-S02-A016	BNX-S02-A015	BNQ-S02-A011	BNE-S02-A018	2,130
BNH-S03-A022	BNL-S03-A021	BNX-S03-A020	BNQ-S03-A016	BNE-S03-A023	2,418
BNH-S03-A026	BNL-S03-A024	BNX-S03-A023	BNQ-S03-A017	BNE-S03-A027	3,452
BNH-S04-A029	BNL-S04-A028	BNX-S04-A026	BNQ-S04-A021	BNE-S04-A031	3,648
BNH-S04-A034	BNL-S04-A032	BNX-S04-A030	BNQ-S04-A023	BNE-S04-A036	4,864
BNH-S05-A037	BNL-S05-A035	BNX-S05-A033	BNQ-S05-A026	BNE-S05-A039	4,553
BNH-S05-A044	BNL-S05-A042	BNX-S05-A038	BNQ-S05-A029	BNE-S05-A047	6,070
BNH-S06-A053	BNL-S06-A050	BNX-S06-A045	BNQ-S06-A034	BNE-S06-A056	7,287
BNH-S07-A061	BNL-S07-A055	BNX-S07-A052	BNQ-S07-A042	BNE-S07-A065	8,503
BNH-D04-A021	BNL-D04-A020	BNX-D04-A020	BNQ-D04-A016	BNE-D04-A023	2,185
BNH-D04-A029	BNL-D04-A028	BNX-D04-A026	BNQ-D04-A021	BNE-D04-A031	3,224
BNH-D04-A034	BNL-D04-A032	BNX-D04-A030	BNQ-D04-A023	BNE-D04-A036	4,261
BNH-D06-A044	BNL-D06-A042	BNX-D06-A039	BNQ-D06-A031	BNE-D06-A046	4,836
BNH-D06-A051	BNL-D06-A048	BNX-D06-A045	BNQ-D06-A034	BNE-D06-A054	6,902
BNH-D08-A058	BNL-D08-A056	BNX-D08-A052	BNQ-D08-A041	BNE-D08-A062	7,297
BNH-D08-A068	BNL-D08-A065	BNX-D08-A061	BNQ-D08-A046	BNE-D08-A073	9,728
BNH-D10-A074	BNL-D10-A071	BNX-D10-A066	BNQ-D10-A052	BNE-D10-A079	9,106
BNH-D10-A088	BNL-D10-A083	BNX-D10-A076	BNQ-D10-A057	BNE-D10-A093	12,142
BNH-D12-A106	BNL-D12-A100	BNX-D12-A091	BNQ-D12-A069	BNE-D12-A112	14,574
BNH-D14-A122	BNL-D14-A110	BNX-D14-A104	BNQ-D14-A083	BNE-D14-A129	17,006

NOTES:

- Please consult the factory for ElectroFin® coated coil price adders.
- Please consult the factory for copper fin coil option pricing.
- Standard Fins Per Inch is 10. For 8 FPI deduct \$350 per cell. For 12 FPI add \$350 per cell. For 14 FPI add \$700 per cell. Also applicable to BohnGuard™ fin protection pricing.

5-26 Ton DFT Fluid Coolers and Options

Standard Features:

- Specifically engineered for outdoor installations. Cabinet is constructed of heavy gauge aluminum to resist corrosion in all climates
- Fully baffled fan sections to prevent windmilling
- Single point wiring to junction box
- Balanced fans, featuring heavy gauge aluminum blades riveted to plated steel spiders
- Coils are the patented cross-fin coil with staggered seamless copper tubes expanded into full collar aluminum fins for high heat transfer efficiency
- Wide fin spacing minimizes fouling from foreign materials
- Corrosion resistant fan blades and guards
- UL-listed, CSA certified



5-26 Ton DFT Fluid Coolers

575 V Available



Model	List Price (\$US)	Voltage	Net Dimensions (in.)			Fan Configuration	Approx. Ship Wt. (lbs.)
			Height	Depth	Length		
DFT005	5,085	208-230/1/60	40.5	43	30	1x1	325
DFT005	5,399	208-230/3/60	40.5	43	30	1x1	325
DFT005	5,399	460/3/60	40.5	43	30	1x1	325
DFT008	6,422	208-230/1/60	40.5	43	40	1x1	380
DFT008	6,666	208-230/3/60	40.5	43	40	1x1	380
DFT008	6,666	460/3/60	40.5	43	40	1x1	380
DFT010	7,849	208-230/1/60	40.5	43	60	1x2	450
DFT010	8,445	208-230/3/60	40.5	43	60	1x2	450
DFT010	8,445	460/3/60	40.5	43	60	1x2	450
DFT012	8,814	208-230/1/60	40.5	43	60	1x2	468
DFT012	9,306	208-230/3/60	40.5	43	60	1x2	468
DFT012	9,306	460/3/60	40.5	43	60	1x2	468
DFT014	10,081	208-230/1/60	40.5	43	80	1x2	540
DFT014	10,572	208-230/3/60	40.5	43	80	1x2	540
DFT014	10,572	460/3/60	40.5	43	80	1x2	540
DFT016	11,049	208-230/1/60	40.5	43	80	1x2	556
DFT016	11,541	208-230/3/60	40.5	43	80	1x2	556
DFT016	11,541	460/3/60	40.5	43	80	1x2	556
DFT021	12,740	208-230/1/60	40.5	43	120	1x3	725
DFT021	13,482	208-230/3/60	40.5	43	120	1x3	725
DFT021	13,482	460/3/60	40.5	43	120	1x3	725
DFT023	13,100	208-230/1/60	40.5	43	120	1x3	740
DFT023	13,839	208-230/3/60	40.5	43	120	1x3	740
DFT023	13,839	460/3/60	40.5	43	120	1x3	740
DFT026	14,303	208-230/1/60	40.5	43	120	1x3	770
DFT026	15,042	208-230/3/60	40.5	43	120	1x3	770
DFT026	15,042	460/3/60	40.5	43	120	1x3	770

DFT Options	List Price (\$US)		
	1x1 (005-008)	1x2 (010-016)	1x3 (021-026)
1 Phase Ambient Fan Cycle	N/A	461	643
3 Phase Ambient Fan Cycle	N/A	1,161	1,431
DFT Expansion tank and mounting kit (shipped-loose)**	542	542	542
Transformer (shipped-loose)	484	484	484
575V*	350	700	1,050

** DFT expansion tank and mounting kit (shipped-loose).

* Not available on units smaller than DFT008.

NOTES:

- 208-230/1/60 motors may be field connected to 230/3/60 power.
- 12 x 24 horizontal tank, 12 gallon, 30 PSIG, non-ASME. Kit Part #: 8990065
- Control circuit is 230V unless otherwise specified.
- 24V & 115V are available at no additional cost.
- Specify control circuit voltage when ordering.
- Fan cycling pricing does not include control circuit transformer for 460V and 575V units.

Coil Coatings	Models	BohnGuard™ Fin Protection	ElectroFin® Coil Coating
		List Price (\$US)	List Price (\$US)
	DFT005	300	2,384
	DFT008	478	2,384
	DFT010	538	3,567
	DFT012	593	3,567
	DFT014	717	4,757
	DFT016	879	5,452
	DFT021	973	7,136
	DFT023	1,110	7,136
	DFT026	1,349	7,136

NOTE: Copper fin coil available. Please consult factory for pricing.

BFH Direct-drive Fluid

Standard Features:

- Modular design with models in single and double rows of fans
- Fan motors are direct-drive in 1140 RPM
- Housing constructed with heavy gauge aluminum
- Internal baffles provided between all fan cells
- Floating Tube™ coil design
- Energy efficient, three-phase fan motors with ball bearings and internal overload protectors
- PVC coated fan guards
- Weatherproof control panel with disconnect switch



BFH Direct-drive Fluid Coolers

575 V Available


Model	List Price (\$US)	Voltage*	Net Dimensions (in.)			Fan Configuration	Approx. Ship Wt. (lbs.)
			Height	Depth	Length		
Units with a Single Row of Fans							
BFH023	13,108	208-230/3/60	40.5	45.5	120.5	1x2	800
BFH023	13,108	460/3/60	40.5	45.5	120.5	1x2	800
BFH023	13,108	575/3/60	40.5	45.5	120.5	1x2	800
BFH027	14,072	208-230/3/60	40.5	45.5	120.5	1x2	1,120
BFH027	14,072	460/3/60	40.5	45.5	120.5	1x2	1,120
BFH027	14,072	575/3/60	40.5	45.5	120.5	1x2	1,120
BFH031	15,935	208-230/3/60	40.5	45.5	120.5	1x2	860
BFH031	15,935	460/3/60	40.5	45.5	120.5	1x2	860
BFH031	15,935	575/3/60	40.5	45.5	120.5	1x2	860
BFH035	18,922	208-230/3/60	40.5	45.5	120.5	1x2	1,190
BFH035	18,922	460/3/60	40.5	45.5	120.5	1x2	1,190
BFH035	18,922	575/3/60	40.5	45.5	120.5	1x2	1,190
BFH041	21,921	208-230/3/60	40.5	45.5	175.5	1x3	1,620
BFH041	21,921	460/3/60	40.5	45.5	175.5	1x3	1,620
BFH041	21,921	575/3/60	40.5	45.5	175.5	1x3	1,620
BFH045	23,455	208-230/3/60	40.5	45.5	175.5	1x3	1,300
BFH045	23,455	460/3/60	40.5	45.5	175.5	1x3	1,300
BFH045	23,455	575/3/60	40.5	45.5	175.5	1x3	1,300
BFH049	25,825	208-230/3/60	40.5	45.5	175.5	1x3	1,330
BFH049	25,825	460/3/60	40.5	45.5	175.5	1x3	1,330
BFH049	25,825	575/3/60	40.5	45.5	175.5	1x3	1,330
BFH053	28,412	208-230/3/60	40.5	45.5	230.5	1x4	1,690
BFH053	28,412	460/3/60	40.5	45.5	230.5	1x4	1,690
BFH053	28,412	575/3/60	40.5	45.5	230.5	1x4	1,690
BFH061	31,046	208-230/3/60	40.5	45.5	230.5	1x4	1,730
BFH061	31,046	460/3/60	40.5	45.5	230.5	1x4	1,730
BFH061	31,046	575/3/60	40.5	45.5	230.5	1x4	1,730
BFH065	33,793	208-230/3/60	40.5	45.5	230.5	1x4	1,760
BFH065	33,793	460/3/60	40.5	45.5	230.5	1x4	1,760
BFH065	33,793	575/3/60	40.5	45.5	230.5	1x4	1,760
BFH071	36,924	208-230/3/60	40.5	45.5	230.5	1x4	1,870
BFH071	36,924	460/3/60	40.5	45.5	230.5	1x4	1,870
BFH071	36,924	575/3/60	40.5	45.5	230.5	1x4	1,870
BFH075	40,764	208-230/3/60	40.5	45.5	285.5	1x5	2,150
BFH075	40,764	460/3/60	40.5	45.5	285.5	1x5	2,150
BFH075	40,764	575/3/60	40.5	45.5	285.5	1x5	2,150
BFH079	42,864	208-230/3/60	40.5	45.5	285.5	1x5	2,225
BFH079	42,864	460/3/60	40.5	45.5	285.5	1x5	2,225
BFH079	42,864	575/3/60	40.5	45.5	285.5	1x5	2,225
BFH089	46,276	208-230/3/60	40.5	45.5	285.5	1x5	2,390
BFH089	46,276	460/3/60	40.5	45.5	285.5	1x5	2,390
BFH089	46,276	575/3/60	40.5	45.5	285.5	1x5	2,390
BFH097	51,006	208-230/3/60	40.5	45.5	340.5	1x6	2,610
BFH097	51,006	460/3/60	40.5	45.5	340.5	1x6	2,610
BFH097	51,006	575/3/60	40.5	45.5	340.5	1x6	2,610
BFH107	57,168	208-230/3/60	40.5	45.5	340.5	1x6	2,850
BFH107	57,168	460/3/60	40.5	45.5	340.5	1x6	2,850
BFH107	57,168	575/3/60	40.5	45.5	340.5	1x6	2,850

* Specify motor voltage at time of order.

BFH Direct-drive Fluid Coolers (cont.)

Standard Features:

- Modular design with models in single and double rows of fans
- Fan motors are direct-drive in 1140 RPM
- Housing constructed with heavy gauge aluminum
- Internal baffles provided between all fan cells
- Floating Tube™ coil design
- Energy efficient, three-phase fan motors with ball bearings and internal overload protectors
- PVC coated fan guards
- Weatherproof control panel with disconnect switch



575 V Available

Model	List Price (\$US)	Voltage*	Net Dimensions (in.)			Fan Configuration	Approx. Ship Wt. (lbs.)
			Height	Depth	Length		
Units with Double Rows of Fans							
BFH046	26,333	208-230/3/60	40.5	88.0	120.5	2x2	1,730
BFH046	26,333	460/3/60	40.5	88.0	120.5	2x2	1,730
BFH046	26,333	575/3/60	40.5	88.0	120.5	2x2	1,730
BFH054	28,539	208-230/3/60	40.5	88.0	120.5	2x2	1,770
BFH054	28,539	460/3/60	40.5	88.0	120.5	2x2	1,770
BFH054	28,539	575/3/60	40.5	88.0	120.5	2x2	1,770
BFH060	31,241	208-230/3/60	40.5	88.0	120.5	2x2	1,820
BFH060	31,241	460/3/60	40.5	88.0	120.5	2x2	1,820
BFH060	31,241	575/3/60	40.5	88.0	120.5	2x2	1,820
BFH066	34,440	208-230/3/60	40.5	45.5	120.5	2x2	1,840
BFH066	34,440	460/3/60	40.5	45.5	120.5	2x2	1,840
BFH066	34,440	575/3/60	40.5	45.5	120.5	2x2	1,840
BFH070	37,287	208-230/3/60	40.5	45.5	120.5	2x2	1,950
BFH070	37,287	460/3/60	40.5	45.5	120.5	2x2	1,950
BFH070	37,287	575/3/60	40.5	45.5	120.5	2x2	1,950
BFH080	43,122	208-230/3/60	40.5	88.0	175.5	2x3	2,570
BFH080	43,122	460/3/60	40.5	88.0	175.5	2x3	2,570
BFH080	43,122	575/3/60	40.5	88.0	175.5	2x3	2,570
BFH086	46,778	208-230/3/60	40.5	88.0	175.5	2x3	2,620
BFH086	46,778	460/3/60	40.5	88.0	175.5	2x3	2,620
BFH086	46,778	575/3/60	40.5	88.0	175.5	2x3	2,620
BFH090	48,873	208-230/3/60	40.5	88.0	175.5	2x3	2,630
BFH090	48,873	460/3/60	40.5	88.0	175.5	2x3	2,630
BFH090	48,873	575/3/60	40.5	88.0	175.5	2x3	2,630
BFH098	53,274	208-230/3/60	40.5	88.0	175.5	2x3	2,690
BFH098	53,274	460/3/60	40.5	88.0	175.5	2x3	2,690
BFH098	53,274	575/3/60	40.5	88.0	175.5	2x3	2,690
BFH106	58,973	208-230/3/60	40.5	88.0	230.5	2x4	3,360
BFH106	58,973	460/3/60	40.5	88.0	230.5	2x4	3,360
BFH106	58,973	575/3/60	40.5	88.0	230.5	2x4	3,360
BFH120	65,076	208-230/3/60	40.5	88.0	230.5	2x4	3,420
BFH120	65,076	460/3/60	40.5	88.0	230.5	2x4	3,420
BFH120	65,076	575/3/60	40.5	88.0	230.5	2x4	3,420
BFH132	71,745	208-230/3/60	40.5	88.0	230.5	2x4	3,470
BFH132	71,745	460/3/60	40.5	88.0	230.5	2x4	3,470
BFH132	71,745	575/3/60	40.5	88.0	230.5	2x4	3,470
BFH140	74,998	208-230/3/60	40.5	88.0	230.5	2x4	3,730
BFH140	74,998	460/3/60	40.5	88.0	230.5	2x4	3,730
BFH140	74,998	575/3/60	40.5	88.0	230.5	2x4	3,730
BFH152	80,825	208-230/3/60	40.5	88.0	285.5	2x5	4,290
BFH152	80,825	460/3/60	40.5	88.0	285.5	2x5	4,290
BFH152	80,825	575/3/60	40.5	88.0	285.5	2x5	4,290
BFH162	85,277	208-230/3/60	40.5	88.0	285.5	2x5	4,300
BFH162	85,277	460/3/60	40.5	88.0	285.5	2x5	4,300
BFH162	85,277	575/3/60	40.5	88.0	285.5	2x5	4,300
BFH168	90,963	208-230/3/60	40.5	88.0	285.5	2x5	4,450
BFH168	90,963	460/3/60	40.5	88.0	285.5	2x5	4,450
BFH168	90,963	575/3/60	40.5	88.0	285.5	2x5	4,450
BFH178	93,949	208-230/3/60	40.5	88.0	285.5	2x5	4,680
BFH178	93,949	460/3/60	40.5	88.0	285.5	2x5	4,680
BFH178	93,949	575/3/60	40.5	88.0	285.5	2x5	4,680
BFH194	105,034	208-230/3/60	40.5	88.0	340.5	2x6	5,150
BFH194	105,034	460/3/60	40.5	88.0	340.5	2x6	5,150
BFH194	105,034	575/3/60	40.5	88.0	340.5	2x6	5,150
BFH202	107,782	208-230/3/60	40.5	88.0	340.5	2x6	5,330
BFH202	107,782	460/3/60	40.5	88.0	340.5	2x6	5,330
BFH202	107,782	575/3/60	40.5	88.0	340.5	2x6	5,330
BFH212	113,972	208-230/3/60	40.5	88.0	340.5	2x6	5,670
BFH212	113,972	460/3/60	40.5	88.0	340.5	2x6	5,670
BFH212	113,972	575/3/60	40.5	88.0	340.5	2x6	5,670

* Specify motor voltage at time of order.

BFH Direct-drive Fluid Coolers Options

BFH Options

Connection Manifold Kits (Shipped-loose)

Numbers of Feeds	Inlet	Outlet	List Price (\$US)
18, 28, 36	2 @ 2 1/8	1 @ 4 1/8	1,413
42, 56	2 @ 2 5/8	1 @ 4 1/8	1,506
84	2 @ 3 1/8	1 @ 4 1/8	2,430
112	2 @ 3 5/8	1 @ 4 1/8	3,205

Fluid cooler manifolds are for converting standard two circuit fluid coolers to single circuit. Price includes all tube and fittings for field brazing to inlet and outlet.

	1x2	1x3	1x4	1x5	1x6	2x2	2x3	2x4	2x5	2x6
Fan Cycling*	1,216	1,526	2,217	2,709	3,430	1,216	1,526	2,217	2,709	3,430

* On leaving liquid temperature

NOTES:

- 575V and 460V fan cycle pricing does not include control circuit transformer (add \$456).
- Fan control panels are 230V unless otherwise stated. 24V and 115V are available at no additional charge.
- Specify control circuit voltage when ordering.

Coil Coating Options

Single Fan Configuration

Model	List Price (\$US)	
	BohnGuard™ Fin Protection	ElectroFin® Coil Coating
BFH023	759	6,372
BFH027	799	6,951
BFH031	1,212	6,951
BFH035	1,765	7,965
BFH041	1,969	10,427
BFH045	1,969	10,427
BFH049	2,452	11,948
BFH053	2,936	13,901
BFH061	2,936	13,901
BFH065	3,707	15,932
BFH071	3,707	15,932
BFH075	4,094	17,377
BFH079	5,087	19,914
BFH089	5,087	19,914
BFH097	5,849	Not Available
BFH107	6,611	Not Available

NOTE: Copper fin coil available. Please consult factory for pricing.

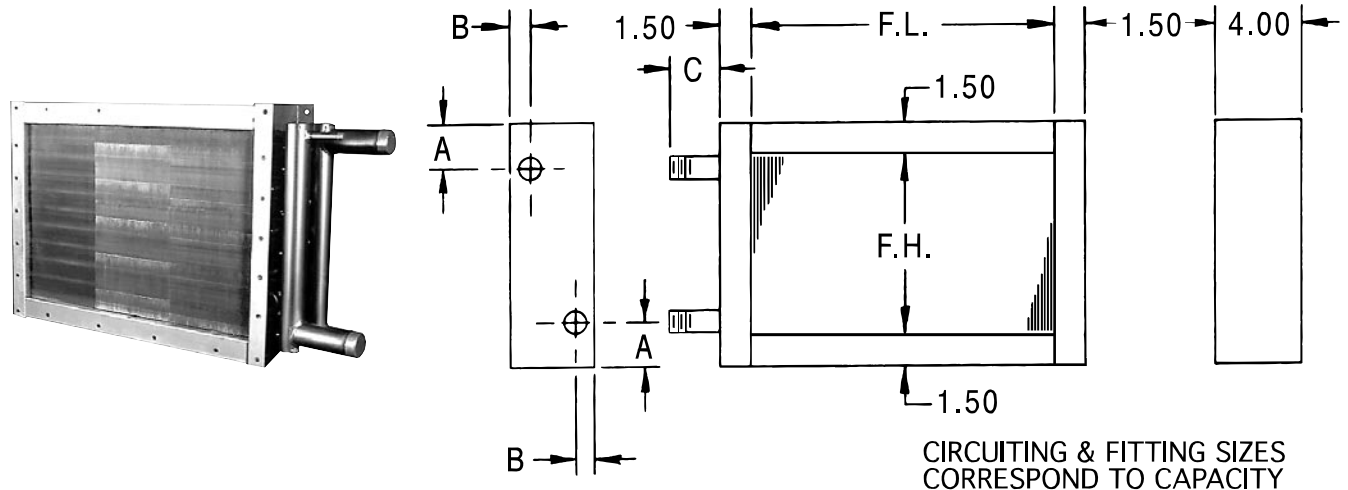
Dual Fan Configuration

Model	List Price (\$US)	
	BohnGuard™ Fin Protection	ElectroFin® Coil Coating
BFH046	1,518	12,745
BFH054	1,597	13,903
BFH060	2,423	13,903
BFH066	3,530	15,932
BFH070	3,530	15,932
BFH080	3,937	20,854
BFH086	3,937	20,854
BFH090	3,937	20,854
BFH098	4,905	23,895
BFH106	5,872	27,809
BFH120	5,872	27,809
BFH132	7,413	31,861
BFH140	7,413	31,861
BFH152	8,189	34,759
BFH162	10,173	39,828
BFH168	10,173	39,828
BFH178	10,173	39,828
BFH194	11,248	Not Available
BFH202	12,714	Not Available
BFH212	13,525	Not Available

SW Booster Coils

Nomenclature Example:

SW	1	06	06	8	01	06
Surface Water	Rows Deep	Fin Height (F.H.)	Finned Length (F.L.)	Fins Per Inch	Internal Fluid Circuits	Connection Size in 1/8th



One Row Coil Model	List Price (\$US)	"A" Dim.	"B" Dim.	"C" Dim.	Approx. Shipping Wt. (lbs.)	Two Row Coil Model	List Price (\$US)	"A" Dim.	"B" Dim.	"C" Dim.	Approx. Shipping Wt. (lbs.)
SW106068	*	2.25	2.00	1.50	4	SW206068	*	1.88	1.35	1.50	4
SW106098	*	2.25	2.00	1.50	6	SW206098	*	1.88	1.35	1.50	6
SW106128	*	2.25	2.00	1.50	8	SW206128	*	1.88	1.35	1.50	8
SW106158	*	2.25	2.00	1.50	8	SW206158	*	1.88	1.35	1.50	8
SW106188	*	2.25	2.00	1.50	8	SW206188	*	1.88	1.35	1.50	10
SW109098	*	2.25	2.00	1.50	8	SW209098	*	1.88	1.35	1.50	8
SW109128	*	2.25	2.00	1.50	8	SW209128	*	1.88	1.35	1.50	10
SW109158	*	2.25	2.00	1.50	8	SW209158	*	1.88	1.35	1.50	12
SW109188	*	2.25	2.00	1.50	10	SW209188	*	1.88	1.35	1.50	12
SW112128	*	2.25	2.00	1.50	10	SW212128	*	1.88	1.35	1.50	12
SW112158	*	2.25	2.00	1.50	11	SW212158	*	1.88	1.35	1.50	14
SW112188	*	2.25	2.00	1.50	12	SW212188	*	1.88	1.35	1.50	16
SW112248	*	2.25	2.00	1.50	15	SW212248	*	2.00	1.11	3.06	20
SW112308	*	2.25	2.00	1.50	16	SW212308	*	2.00	1.11	3.06	24
SW112368	*	2.38	1.31	3.06	20	SW212368	*	2.00	1.11	3.06	26
SW115188	*	2.25	2.00	1.50	14	SW215188	*	2.00	1.11	3.06	20
SW115248	*	2.25	2.00	1.50	18	SW215248	*	2.00	1.11	3.06	24
SW115308	*	2.38	1.31	3.08	20	SW215308	*	2.00	1.11	3.08	30
SW115368	*	2.38	1.31	3.06	24	SW215368	*	2.00	1.11	3.06	32
SW118188	*	2.25	2.00	1.50	16	SW218188	*	2.00	1.11	3.06	22
SW118248	*	2.38	1.31	3.06	20	SW218248	*	2.00	1.11	3.06	28
SW118308	*	2.38	1.31	3.06	34	SW218308	*	2.00	1.11	3.08	32
SW118368	*	2.38	1.31	3.06	28	SW218368	*	2.12	1.06	3.42	38
SW118488	*	2.38	1.31	3.06	34	SW218488	*	2.25	1.06	3.42	50
SW121308	*	2.38	1.31	3.06	26	SW221308	*	2.00	1.11	3.06	36
SW121368	*	2.38	1.31	3.06	34	SW221368	*	2.12	1.06	3.42	46
SW121428	*	2.38	1.31	3.06	34	SW221428	*	2.25	1.06	3.42	50
SW121488	*	2.38	1.31	3.06	38	SW221488	*	2.25	1.06	3.42	58
SW124248	*	2.38	1.31	3.06	24	SW224248	*	2.00	1.11	3.06	34
SW124308	*	2.38	1.31	3.06	30	SW224308	*	2.12	1.06	3.42	42
SW124368	*	2.38	1.31	3.06	34	SW224368	*	2.25	1.06	3.42	56
SW124488	*	2.50	1.19	3.42	44	SW224488	*	2.25	1.06	3.42	62
SW124608	*	2.55	1.19	3.42	54	SW224608	*	2.25	1.06	3.42	76
SW127548	*	2.62	1.19	3.42	148	SW227548	*	2.25	1.06	3.42	176
SW130488	*	2.55	1.19	3.42	130	SW230488	*	2.30	1.06	3.42	158
SW130608	*	2.30	1.06	3.42	163	SW230608	*	2.55	0.81	4.02	198

* Consult factory for pricing.



Terms of Sale

ORDER ACCEPTANCE: All orders must be in writing and are subject to acceptance by SELLER at its principal office.

PAYMENT: Payment is due net thirty (30) days from date of invoice.

PRICES: Prices are based on products made to SELLER'S standard manufacturing tolerances. Prices of products are subject to change prior to shipment. SELLER reserves the right to change prices on Buyer's orders to those prices in effect at time of shipment.

FREIGHT ALLOWANCE: Prices are F.O.B. shipping point, freight allowed on any single purchase order of \$5,000 or more, via lowest common carrier to nearest freight station within continental U.S.A. In addition, Prices are F.O.B. shipping point, freight allowed for multiple orders of less than \$5,000 for which the Buyer schedules consolidation into one shipment equal to or greater than \$5,000 on the same day to one freight station within continental U.S.A. If special routing is requested for a purchase order of \$5,000 or greater (contract haul, requested flatbed delivery, appointment to meet a crane, etc.), Buyer will be assessed a charge for the difference between such routing and normal minimum freight charge to such point. A purchase order less than \$5,000 or a purchase order that meets the \$5,000 criteria but with shipments to multiple ship-to locations will be shipped F.O.B. shipping point, no freight allowed. Buyer will pay ALL costs associated with the shipment of parts and any orders that are shipped via air freight or expedited delivery. Shipments to destinations outside of the continental U.S.A. will incur charges for the additional cost of transport beyond the U.S.A. border.

DELIVERY: Any delivery dates which may be indicated herein are estimates only and are not guaranteed.

Unless otherwise agreed, delivery shall be F.O.B. shipping point. As to those products for which SELLER maintains manufacturing facilities in different locations, the point of manufacture will be at SELLER's discretion.

SELLER shall be excused for any delay in deliveries due to acts beyond its control and not due to its fault or negligence, including, but not restricted to, Acts of God or of the public enemy, acts of the Government of the United States, including any preference priority or allocation order, or of any state, territory or possession thereof of any political subdivision or authority or representative of any of them, strikes, lockouts or labor troubles, embargoes, fires, floods, epidemics, quarantine restrictions, explosions, sabotage or other catastrophes or serious accidents, freight embargoes, unusually severe weather, and delays of a subcontractor or supplier due to any such causes.

CREDIT APPROVAL: If, during the performance hereof, the financial responsibility of Buyer is determined at the sole discretion of SELLER's Credit Department to be unacceptable or if Buyer fails to make any payments in accordance with the terms hereof, then in any such event, SELLER may defer or decline to make any shipments hereunder except upon receipt of satisfactory security or cash payments in advance or SELLER may terminate this order without further obligations of SELLER to Buyer.

TAXES: Any direct or excise tax which may now or hereafter be imposed by Federal or State Government or any subdivision thereof upon the manufacture, sale, or delivery of the goods covered by this order may be added by SELLER to the purchase price of such goods, and if so added, shall be paid by the Buyer.

PATENTS: If any product shall be manufactured and/or sold by SELLER to meet Buyer's particular specifications or requirements, and is not part of SELLER's standard line offered by SELLER to the trade generally, Buyer agrees to indemnify SELLER and hold it harmless from liability, as well as from all costs and expenses, in the event of any claim of patent infringement, whether direct or contributory, arising out of the manufacture of sale of such product.

CANCELLATION OF ORDER: Partial or total cancellations of this order by Buyer may be made only upon SELLER's written consent and on condition that SELLER shall be reimbursed for all losses and damages resulting from such cancellation.

RETURN GOODS: No products shall be returned without SELLER's written permission. Products returned shall be subject to a handling charge and transportation costs.

PRODUCT CHANGES: SELLER reserves the right to change specifications, design and material in the interest of product improvement, without incurring obligation to the Buyer.

The terms and conditions of an order shall constitute the sole and exclusive agreement between SELLER and Buyer. No waiver of any provision hereof shall constitute a waiver of any other breach or of such provision.

CLAIMS: Risk of loss shall in every case pass to Buyer upon delivery of the goods to the possession of the carrier. SELLER shall have no responsibility for any claimed shortages. Buyer must (I) notify SELLER of shortages within ten (10) days after receipt of the product; (II) notify agent or carrier within such time of shortage; and (III) file claim with the carrier for the damage or shortage claimed.

4 Year Compressor Protection Plan Pricing Warranty List Prices

1. Semi-hermetic Compressors (Discus or Reed)

Warranty Item ID	Compressor Horsepower	Warranty List Price (\$US)
ACA0	0.5 - 1.0	659
ACA1	1.1 - 1.9	676
ACA2	2.0 - 2.8	1,031
ACA3	2.9 - 3.9	1,224
ACA4	4.0 - 5.9	1,690
ACD5	6.0 - 6.9	2,138
ACD7	7.0 - 8.9	2,225
ACD11	9.0 - 11.9	2,844
ACD13	12.0 - 14.9	3,241
ACD15	15.0 - 15.9	4,314
ACD21	20.0 - 22.0	5,240
ACD25	25.0 - 27.0	5,851
ACD30	30.0 - 30.9	6,689
ACD35	35.0 - 35.9	6,739
ACD40	40.0 - 40.9	7,489

2. Hermetic Compressors

Warranty Item ID	Compressor Horsepower	Warranty List Price (\$US)
ACH0	0.5 - 1.0	413
ACH1	1.1 - 1.9	419
ACH2	2.0 - 2.9	519
ACH3	3.0 - 5.0	523

3. Scroll Compressors

Warranty Item ID	Compressor Horsepower	Warranty List Price (\$US)
AZL2	2.0 - 2.9	782
AZL3	3.0 - 3.9	904
AZL5	4.0 - 5.9	980
AZL6	6.0 - 6.9	1,055
AZL7	7.0 - 8.9	1,713
AZL11	9.0 - 11.9	1,860
AZL13	12.0 - 14.9	2,121
AZL15	15.0	2,326

4. PRO³ Compressors (3 Year Extended Warranty)

Warranty Item ID	Model	Warranty List Price (\$US)
WARCHO-3	PT*019L6A	298
WARCHO-3	PT*021L6A	298
WARCHO-3	PT*021L6B	298
WARCHO-3	PT*031L6B	298
WARCHO-3	PT*024H2A	298
WARCHO-3	PT*029H2A	298
WARCHO-3	PT*040H2A	298
WARCHO-3	PT*047H2A	298
WARCHO-3	PT*047H2B	298
WARCHO-3	PT*063H2B	298
WARCHO-3	PT*072H2B	298
WARCH1-3	PT*099H2C	304
WARCH1-3	PT*099H2C	304
WARCH1-3	PT*044L6B	304
WARCH1-3	PT*052L6B	304
WARCH1-3	PT*052L6C	304
WARCH2-3	PT*069L6B	357
WARCH2-3	PT*069L6C	357
WARCH2-3	PT*128H2B	357
WARCH2-3	PT*128H2C	357



Catalog Products Warranty

Seller warrants to its direct purchasers that products, including Service Parts, manufactured by SELLER shall be of a merchantable quality, free of defects in material or workmanship, under normal use and service for a period of one (1) year from date of original installation, or eighteen (18) months from date of shipment by SELLER, whichever first occurs. Any product covered by this order found to Seller's satisfaction to be defective upon examination at Seller's factory will at SELLER's option, be repaired or replaced and returned to Buyer via lowest common carrier, or SELLER may at its option grant Buyer a credit for the purchase price of the defective article. Upon return of a defective product to SELLER's plant, freight prepaid, by Buyer, correction of such defect by repair or replacement, and return freight via lowest common carrier, shall constitute full performance by SELLER of its obligations hereunder.

SELLER shall have no liability for expenses incurred for repairs made by Buyer except by prior, written authorization. Every claim on account of breach of warranty shall be made to SELLER in writing within the warranty period specified above – otherwise such claim shall be deemed waived. Seller shall have no warranty obligation whatsoever if its products have been subjected to alteration, misuse, negligence, free chemicals in system, corrosive atmosphere, accident, or if operation is contrary to SELLER's or manufacturer's recommendations, or if the serial number has been altered, defaced, or removed.

Additional product warranties: The standard warranty is extended for certain products, listed below.

PRODUCTS CONTAINING THE THERMO-FLEX™ OR FLOATING TUBE™ COIL DESIGN:

Heatcraft Refrigeration Products LLC will warrant the evaporator and condenser coil for a period of five (5) years from the date of shipment. In addition to the standard product warranty, Heatcraft will, at its option, pay for repairs or replacement of the coil section of the "BM" or "BH" series of Unit Coolers; coil section of the "BLV," "JLD," "BDT" or "BDN" condensing units; and coil section of the "BN" models of Air-cooled Condensers for a period of five (5) years from shipping date, in the event of any documented and verified (by Heatcraft representative) leaks in the coil tubes containing refrigerant at the point of and caused by tube contact with the end or center coil support sheets.

Heatcraft Refrigeration Products LLC will also reimburse the replacement cost of lost refrigerant for a period of five years from the date of shipment from leaks specifically caused by the reasons stated above. The replacement cost will be limited to one full system charge. The warranty specifically excludes leaks at header and weld joints, split tubes or leaks caused by failure to operate the product in accordance with published guidelines for operation and installation of equipment. The cost of replacement refrigerant will be limited to an indexed nationwide average refrigerant cost per pound. The warranty excludes any fines/fees related to refrigerant leaks.

Air-cooled CONDENSERS "BN Models":

SELLER warrants to its direct purchasers that products, except Service Parts, manufactured by SELLER shall be of merchandise quality, free of defects in material or workmanship, under normal use and service for a period of two (2) years from date of original installation, or 30 months from the date of shipment by SELLER, whichever first occurs. Service Parts, for product out of original warranty, shall be so warranted for one (1) year from date of shipment. Any product covered by this order found to SELLER's satisfaction to be defective upon examination at SELLER's factory will, at SELLER's option, be repaired or replaced and returned to Buyer via lowest common Carrier, or SELLER may at its option grant Buyer a credit for the purchase price of the defective article. Upon return of a replacement, and return freight via lowest common Carrier, shall constitute full performance by SELLER or its obligations hereunder.

Beacon II™ CONTROL SYSTEMS:

SELLER warrants to its direct purchasers that the Beacon II™ Control manufactured by SELLER shall be of merchandise quality, free of defects in material or workmanship, under normal use and recommended service for a period of three (3) years from the date of original installation, or forty-two (42) months from the date of shipment by SELLER, whichever first occurs. Service Parts, for product out of original warranty, shall be so warranted for a period of one (1) year from the date of shipment. SELLER's warranty obligations hereunder are subject to SELLER's determination (after inspection by SELLER at SELLER's factory) that the unit failed due to a manufacturing defect. SELLER shall fully and completely fulfill its warranty obligations through repair, replacement, or credit, at SELLER's sole option. Any repaired or replaced unit shall be returned to Buyer via lowest common carrier. Shipping costs associated with the return of the warranted item to or from SELLER shall be the responsibility of Buyer.

PRO³ PACKAGED REFRIGERATION SYSTEM:

SELLER warrants to its direct purchasers that the PRO³ product, except Service Parts, manufactured by SELLER shall be of a merchantable quality, free of defects in material or workmanship, under normal use and service for a period of two (2) years from date of original installation, or thirty (30) months from date of shipment by Heatcraft Refrigeration Products LLC, whichever first occurs. Service Parts, for product out of original warranty, should be so warranted for a period of twelve (12) months from date of shipment. Any product covered by this order found to SELLER's satisfaction to be defective upon examination at SELLER's factory will, at SELLER's option, be repaired or replaced and returned to Buyer via lowest common carrier, or SELLER may at its option grant Buyer a credit for the purchase price of the defective article. Upon return of a defective product to SELLER's plant, freight prepaid, by Buyer, correction of such defect by repair or replacement, and return freight via lowest common carrier, shall constitute full performance by SELLER of its obligations hereunder.

Hermetic compressors furnished by SELLER are subject to the standard warranty terms set forth above, except that motor compressor replacements or exchanges shall be made through the nearest authorized wholesaler of the motor compressor manufacturer (not at SELLER's factory) and no freight shall be allowed for transportation of the motor compressor to and from the wholesaler. The replacement motor compressor shall be identical to the model of the motor compressor being replaced. Additional charges which may be incurred throughout the substitution of other than identical replacements are not covered by this warranty.

This equipment is designed to operate properly and produce the rated capacity when installed in accordance with good refrigeration industry practices. The following conditions should be adhered to when installing this unit to maintain the manufacturers warranty:

(a) The power supply to the unit must meet the following conditions:

- A. Three phase voltages must be +/- 10% of nameplate ratings. Single phase must be within +10% or -5% of nameplate ratings
- B. Phase imbalance cannot exceed 2%

(b) All control and safety switch circuits must be properly connected according to the wiring diagram

(c) The factory-installed wiring must not be changed without written factory approval



Catalog Products Warranty Continued

MOTOR COMPRESSORS:

Motor compressors furnished by SELLER are subject to the standard warranty terms set forth above, except that motor compressor replacements or exchanges shall be made through the nearest authorized wholesaler of the motor compressor manufacturer (not at SELLER's factory) and no freight shall be allowed for transportation of the motor compressor to and from the wholesaler. The replacement motor compressor shall be identical to the model of the motor compressor being replaced. Additional charges which may be incurred throughout the substitution of other than identical replacements are not covered by this warranty. An optional, non-assignable, four (4) year extended compressor warranty may be purchased within the boundaries of the United States of America, its territories and possessions, and Canada. With this extended compressor warranty, replacements are administered by an authorized compressor distributor only. Replacements within the first year of the warranty are available through the distributor; the second through fifth years, the purchaser must submit a proof-of-purchase of a compressor and supply it to Heatcraft Warranty Claims for reimbursement.

SELLER MAKES NO EXPRESS WARRANTIES EXCEPT AS NOTED ABOVE. ALL IMPLIED WARRANTIES ARE LIMITED TO THE DURATION OF THE EXPRESS WARRANTY. LIABILITY FOR INCIDENTAL AND CONSEQUENTIAL DAMAGES IS EXCLUDED.

THE FORGOING IS IN LIEU OF ALL OTHER WARRANTIES, EXPRESS OR IMPLIED, NOTWITHSTANDING THE PROVISIONS OF THE UNIFORM COMMERCIAL CODE, THE MAGNUSON-MOSS WARRANTY — FEDERAL TRADE COMMISSION IMPROVEMENT ACT, OR ANY OTHER STATUTORY OR COMMON LAW, FEDERAL OR STATE.

SELLER MAKES NO WARRANTY, EXPRESS OR IMPLIED, OF FITNESS FOR ANY PARTICULAR PURPOSE, OR OF ANY OTHER NATURE WHATSOEVER, WITH RESPECT TO PRODUCTS MANUFACTURED OR SOLD BY SELLER HEREUNDER, EXCEPT AS SPECIFICALLY SET FORTH ABOVE AND ON THE FACE HEREOF. IT IS EXPRESSLY UNDERSTOOD AND AGREED THAT SELLER SHALL NOT BE LIABLE TO BUYER, OR ANY CUSTOMER OF BUYER, FOR DIRECT OR INDIRECT, SPECIAL, INCIDENTAL, CONSEQUENTIAL OR PENAL DAMAGES, OR FOR ANY EXPENSES INCURRED BY REASON OF THE USE OR MISUSE BY BUYER OR THIRD PARTIES OF SAID PRODUCTS. TO THE EXTENT SAID PRODUCTS MAY BE CONSIDERED "CONSUMER PRODUCTS," AS DEFINED IN SEC. 101 OF THE MAGNUSON-MOSS WARRANTY — FEDERAL TRADE COMMISSION IMPROVEMENT ACT, SELLER MAKES NO WARRANTY OF ANY KIND, EXPRESS OR IMPLIED, TO "CONSUMERS," EXCEPT AS SPECIFICALLY SET FORTH ABOVE AND ON THE FACE HEREOF.

Visit our website at www.thecoldstandard.com for technical literature online.

*Since product improvement is a continuing effort, we reserve the right
to make changes in specifications without notice.*

BOHN
THE COLD STANDARD

A Brand of Heatcraft Refrigeration Products

2175 West Park Place Blvd.

Stone Mountain, GA 30087

800.537.7775 • FAX 770.465.5990

www.thecoldstandard.com

BN-PL0208 | Version 001

Free Manuals Download Website

<http://myh66.com>

<http://usermanuals.us>

<http://www.somanuals.com>

<http://www.4manuals.cc>

<http://www.manual-lib.com>

<http://www.404manual.com>

<http://www.luxmanual.com>

<http://aubethermostatmanual.com>

Golf course search by state

<http://golfingnear.com>

Email search by domain

<http://emailbydomain.com>

Auto manuals search

<http://auto.somanuals.com>

TV manuals search

<http://tv.somanuals.com>