


VISTA

Digital Camera Series
Night View Camera



VBC-800PI
VBC-800NI

User Guide

Honeywell

1. Features

- Integrates varifocal lens allows for versatile utilization.
- The camera use high sensitive color interline transfer 1/3" Sony Super HAD CCD.
- Latest DSP controls for BLC, white balance, and gain control.
- Automatic back light compensation improves the image quality.
- Auto IRIS controlled by electronic system.
- Integrated efficient powerful IR LED array can capture high resolution picture even in complete darkness. Night view distance up to 20-30m.
- Light control design. Auto light detection for IR LED switch control
- Exquisite design for circuit and structure, incarnates high technology.
- Aluminum structure, all-sealed water proof body.
- Outdoor sunshield housing available.

NIGHT VIEW CAMERA 1

2. Caution

- Do not disassemble or modify the camera to avoid possible fire, electric shock or other hazard Please refer repairs or service to a qualified service technician.
- Take care when installing the camera. Avoid scratching the front glass window.
- Avoid Shock, Vibration. Do not install the camera on an unstable surface. It can be damaged by improper use or storage.
- Never point the camera towards direct sunlight or other sources of bright light in order to avoid a dimmer image due to too much backlighting or causing smear.
- Use the camera within the published temperature, humidity, and electrical ranges.
- Provide ample slack in the video and power cables once the camera is installed in its final position.
- Request for service by a qualified technician if the camera malfunctions or generates excessive amounts of heat.

NIGHT VIEW CAMERA 2

3. Accessories list

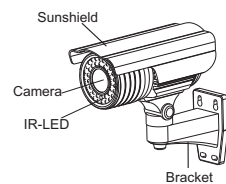
Unpack the camera carefully and make sure that all accessories are included for the installation.

No.	Items	Quantity
1	Camera	1 PCS
2	Sunshield	1 PCS
3	Instruction	1 PCS
4	Screws	1 Bag

If any parts are missing, please contact your distributor for assistance.

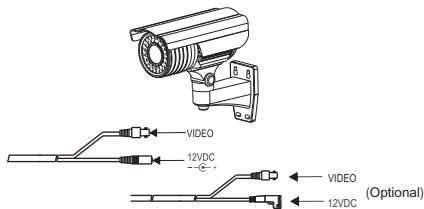
NIGHT VIEW CAMERA 3

4. Parts description



5. Installation

1. Fix the mounting bracket to the wall as below figure.
2. Connect the camera with DC12V adapter and video output connector, power up and a video picture will be seen at the monitor.

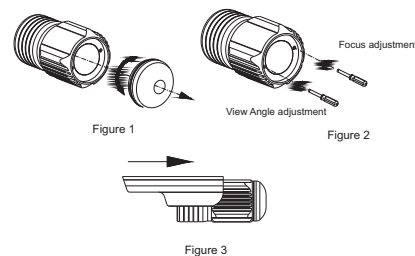


NIGHT VIEW CAMERA 4

6. Adjustment

Adjust varifocal lens according to the application. When adjusting, the lens should be dismantled carefully by professional installer.

1. Screw off the camera's back cover .(Figure 1)
2. Use a right-angled screwdriver to insert the View Angle or Focus adjustment groove , and adjust the View Angle or Focus respectively to get a fine image effect. (Figure 2)
3. After adjustment finished, gyre the back cover, and cover the sunshield on the camera. (Figure 3)



NIGHT VIEW CAMERA 5

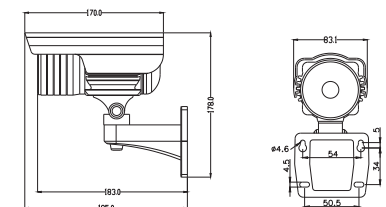
7. Specifications

Model	VBC-800PI	VBC-800NI
Signal System	PAL	NTSC
Image Sensor	1/3" Sony Super HAD CCD	
Effective Pixels	752(H) x 582(V)	768(H) x 494(V)
Resolution	540 TVLines	
Lens	Varifocal lens, f=4-9 mm etc.	
Minimum Illumination	0.3Lux/F1.2(IR-LED OFF), 0Lux(IR-LED ON)	
Day/Night Automatically Switch	Illumination < 1 ~ 3 Lux/F2.0	
S/N Ratio	More than 50 dB	
Gamma correction	0.45	
Output Signal	1.0 Vp-p, 75 Ohms	
AGC	Automatic	
AES	1/50 ~ 1/100,000 sec	1/60 ~ 1/100,000 sec
BLC	Automatic	
AWB	Automatic	
Sync Mode	INT	
IR-LED	Wave Length: 850 nm x 36 pcs IR-LED	
IR-LED Drive	ON:1 ~ 3 Lux; OFF:5 ~ 6 Lux	
Consumed Current	80 mA (MAX)+ 280 mA(IR-LED ON)	
Power Supply	12 VDC Regulated	
Operating Temperature	-20°C~+50°C,RH90% MAX (non-condensing)	
Dimension	195 mm x 178 mm	
Body	Aluminum	
Weight	950g	

All data and specifications subject to change without notice.

NIGHT VIEW CAMERA 6

8. Dimensions



NIGHT VIEW CAMERA 7

Free Manuals Download Website

<http://myh66.com>

<http://usermanuals.us>

<http://www.somanuals.com>

<http://www.4manuals.cc>

<http://www.manual-lib.com>

<http://www.404manual.com>

<http://www.luxmanual.com>

<http://aubethermostatmanual.com>

Golf course search by state

<http://golfingnear.com>

Email search by domain

<http://emailbydomain.com>

Auto manuals search

<http://auto.somanuals.com>

TV manuals search

<http://tv.somanuals.com>