

Microwave System Amplifiers

HP 83006A 10 MHz to 26.5 GHz

HP 83017A 500 MHz to 26.5 GHz


HP 83018A 2 to 26.5 GHz

HP 83020A 2 to 26.5 GHz

HP 83050A 2 to 50 GHz

HP 83051A 45 MHz to 50 GHz

Product Overview



The HP microwave system amplifiers are compact, off-the-shelf amplifiers designed for systems designers and integrators. This family of amplifiers provides power where you need it to recover system losses and to boost available power in RF and microwave ATE systems. The ultrabroad bandwidth from 10 MHz to 50 GHz allows the designer to replace several narrow bandwidth amplifiers with a single HP amplifier, eliminating the need for crossover networks or multiple bias supplies. The HP 83050A power amplifier and HP 83051A preamplifier expand frequency performance

to 50 GHz, while the 1 Watt HP 83020A offers broadband power to 26 GHz. The small amplifier footprint allows for simple in-line insertion to existing system blocks that require amplification. The standard HP 83017A, 83018A, and 83020A include internal directional detectors for external leveling applications. The HP 83020A and 83018A are optionally available without the coupler-detector providing up to +30 dBm and +25 dBm, respectively. With excellent noise figure relative to their broad bandwidth and high gain, these amps significantly improve system noise figure and dynamic

Features

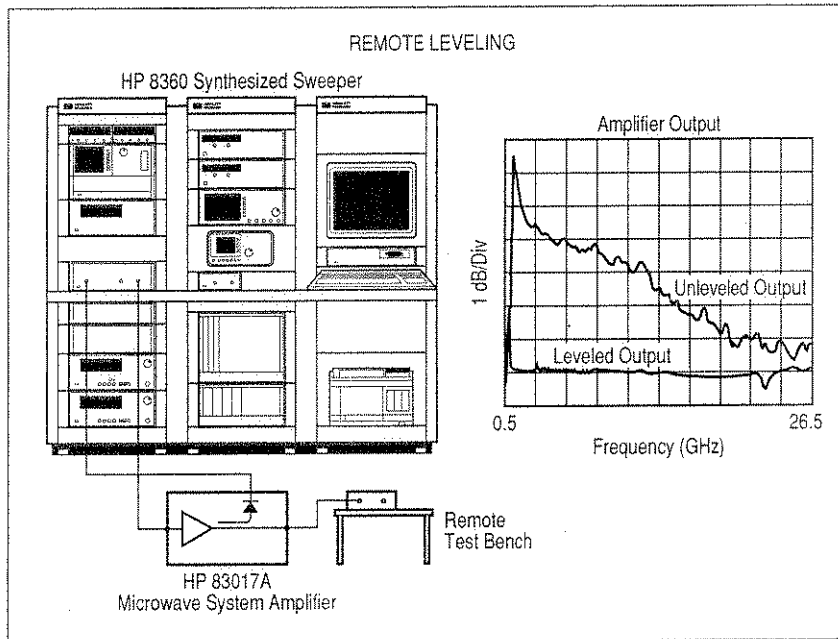
- Ultra broadband to 50 GHz
- Up to 1 watt output power
- Compact size

HP Model	Frequency (GHz)	Gain (dB)	P _{out} (dBm)
83006A	0.01-26.5	20	13
83017A	0.5-26.5	25	18
83018A	2-26.5	27	24
83020A	2-26.5	30	30
83050A	2-50	21	18
83051A	0.045-50	23	12*

* 10 dbm 45-50 GHz

range. These products come equipped with a low profile heat sink, an integral mounting bracket, and a two-meter DC power supply cable. Thermal and power supply design allows fast, easy integration into most measurement systems. See the ordering guide for the recommended remote power supply.

Applications



Small envelope size makes the Hewlett-Packard family of microwave system amplifiers ideal for automated test and benchtop applications, offering the flexibility to place power where you need it.

Boost Source Output Power

Increase output power from microwave sources to increase test system dynamic range. Drive high input power devices such as TWTs, mixers, power amps, or optical modulators. Drive test devices into compression for device characterization.

Recover Systematic Losses

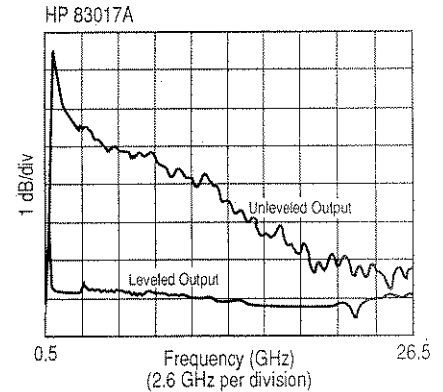
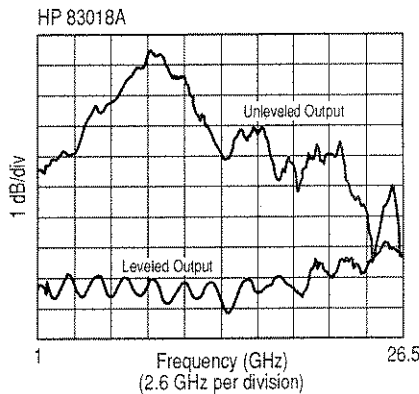
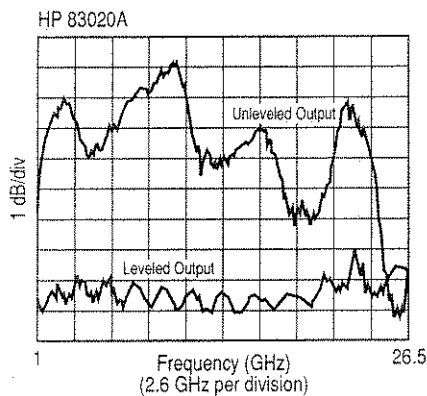
The HP microwave system amplifiers help solve the power loss from connectors, cables, switches, and signal routing components which consume valuable source power. Long transmission paths, common in antenna applications, are particularly susceptible to such losses.

Level Source Power

By using feedback to an external source ALC input, system designers can level output power at the test port, negating the effects of post-sweeper reflections and losses.

Simply route the directional detector output to the source external ALC input connector. The figures below show typical results.

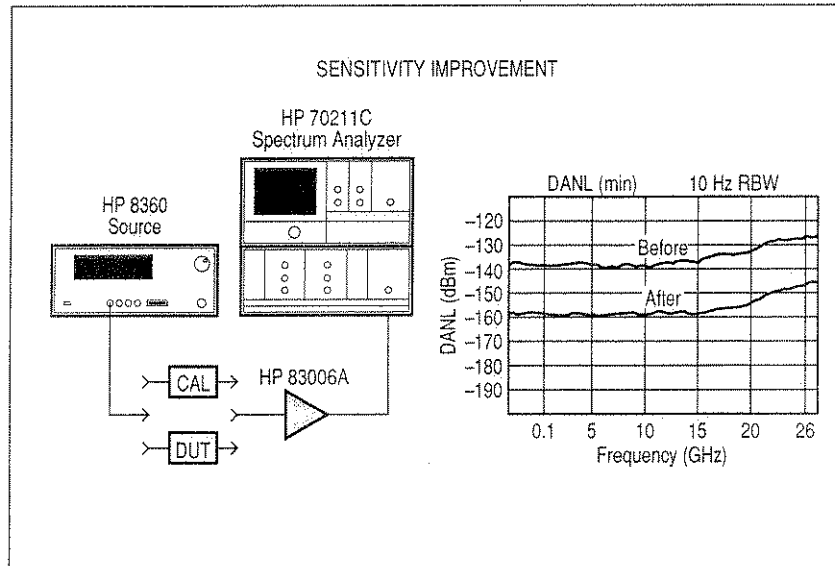
The HP 83020A, 83018A and 83017A feature an integral directional detector to supply feedback. To level an HP 83006A amplifier, use the 0.01–26.5 GHz HP 83036C directional detector or the 1 to 26.5 GHz HP 87300C coupler with an HP 8474C detector.



Improve Measurements

The HP 83006A, 83017A and 83051A preamplifiers increase the sensitivity and dynamic range of spectrum analyzers. Add a preamplifier to noise figure measurement systems to significantly lower system noise figure. The

table below shows typical system noise figure reduction achievable with these amplifiers. Note that the reduced system noise figure is dominated by the preamplifier noise figure. See Application Note 57-2, literature number 5952-3706.



Benchtop Gain Block

Benchtop microwave design tasks often require amplification to measure low level output characteristics, improve system dynamic range, perform saturation tests or boost power levels. The HP family of system amplifiers offers small size, immediate, off-the-shelf solutions to microwave design, production, or test engineers.

Pulse Parameter Measurements

Fast rise time and multi-octave bandwidth make these amplifiers attractive for fast pulse parameter measurements. The 0.01, 0.5, and 2 GHz cutoff frequencies make them more useful for RF or impulse measurements with low duration times.

$$F_{\text{new}} = F_{\text{pa}} + \frac{F_{\text{sys}} - 1}{G_{\text{pa}}}$$

All terms linear

Typical Noise Figure Improvement

Amp Model	Freq (GHz)	Max NF(dB)	Min Gain(dB)	System Noise Figure (F_{sys}) without preamp (dB)						
				13	15	18	20	23	25	30
HP 83006A	0.01-0.2	13	20	—	13.1	13.1	13.2	13.4	13.6	14.8
	0.2-18	8	—	8.1	8.2	8.4	8.6	9.2	9.8	12.1
	18-26.5	13	—	—	13.1	13.1	13.2	13.4	13.6	14.8
HP 83017A	0.5-18	8	25	8.0	8.1	8.1	8.2	8.4	8.6	9.8
	18-26.5	13	—	—	13.0	13.0	13.1	13.1	13.2	13.6
HP 83018A	1-2	10	23	10.0	10.1	10.1	10.2	10.4	10.6	11.8
	2-20	10	27	10.0	10.0	10.1	10.1	10.2	10.3	10.8
	20-26.5	13	23	—	13.0	13.1	13.1	13.2	13.3	14.0
HP 83020A	1-20	10	30	10.0	10.0	10.0	10.0	10.1	10.1	10.4
	20-26.5	13	27	—	13.0	13.1	13.1	13.1	13.1	13.4
HP 85050A	2-26.5	6	21	6.1	6.2	6.3	6.5	7.0	7.5	9.5
	26.5-50	10	—	10.0	10.1	10.1	10.2	10.4	10.6	11.8
HP 83051A	0.045-2	12	23	12.0	12.0	12.1	12.1	12.3	12.4	13.2
	2-26.5	6	—	6.1	6.2	6.3	6.5	7.0	7.5	9.5
	26.5-50	10	—	10.0	10.1	10.1	10.2	10.4	10.6	11.8

Product Specifications

Model Number	HP 83006A	HP 83017A	HP 83018A
Frequency Range	10 MHz–26.5 GHz	0.5–26.5 GHz	2–26.5 GHz
Small Signal Gain	20 dB min	25 dB min	23 dB typ 1–2 GHz 27 dB min 2–20 GHz 23 dB min 20–26.5 GHz
Small Signal Gain Flatness	±5 dB max 0.01–5 GHz ±3 dB max 5–26.5 GHz	±5 dB max 0.5–2 GHz ±5 dB max 2–26.5 GHz	±5 dB typ
Output Power (At P _{max})	+18 dBm typ 0.01–10 GHz +16 dBm typ 10–20 GHz +14 dBm typ 20–26.5 GHz	+20 dBm typ 0.5–20 GHz +15 dBm typ 20–26.5 GHz	+23 dBm typ 1–2 GHz ⁴ +24 dBm min 2–20 GHz ^{4,5} +21 dBm min 20–26.5 GHz ^{4,5}
(At 1 dB compression)	+13 dBm min 0.01–20 GHz +10 dBm min 20–26.5 GHz	+18 dBm min 0.5–20 GHz +18 dBm–0.75 dB/GHz (20<l<26.5 GHz)	+22 dBm typ 1–2 GHz +22 dBm min 2–20 GHz +17 dBm min 20–26.5 GHz
Leveled Output Power Flatness ¹	N/A	±1.1 dB 0.5–26.5 GHz at 12 dBm ±1.5 dB 0.5–20 GHz at 18 dBm	±1.5 dB 1–26.5 GHz at 17 dBm
Noise Figure	<13 dB typ 0.01–0.1 GHz <8 dB typ 0.1–18 GHz <13 dB typ 18–26.5 GHz	<8 dB typ 0.5–20 GHz <13 dB typ 20–26.5 GHz	<10 dB typ 1–20 GHz <13 dB typ 20–26.5 GHz
Harmonics (At spec'd value of P ₁ dBC)	–25 dBc 0.01–11 GHz –25 dBc typ 11–13.25 GHz	–20 dBc 0.5–11 GHz –20 dBc typ 11–13.25 GHz	–22 dBc typ 1–2 GHz –19 dBc 2–11 GHz –19 dBc typ 11–13.25 GHz
Harmonics (At spec'd max power)	N/A	N/A	–20 dBc typ 1–2 GHz –17 dBc typ 2–11 GHz –17 dBc typ 11–13.25 GHz
Input SWR	2.6:1	2.6:1	3:1 typ 1–2 GHz 3:1 2–26.5 GHz
Output SWR	2.8:1 0.01–18 GHz 3.2:1 18–26.5 GHz	2.6:1	7.0:1 typ 1–2 GHz 4.5:1 2–10 GHz 2.2:1 10–26.5 GHz
Non-Harmonically Related Spurious	–65 dBc typ	–65 dBc typ	–65 dBc typ
Rise Time	400 ps typ	310 ps typ	275 ps typ
Third Order Intercept (TOI)	30 dBm typ at 2 GHz 20 dBm typ at 26.5 GHz	30 dBm typ at 2 GHz 20 dBm typ at 26.5 GHz	36 dBm typ 2–20 GHz 31 dBm typ 20–26.5 GHz
Impedance	50Ω typ	50Ω typ	50Ω typ
Reverse Isolation (typ)	–65 dB	–65 dB	–55 dB at 1 GHz +0.95 dB/GHz
Survival Input Power	+23 dBm max	+23 dBm max	+23 dBm max
Power Dissipation	6 W	9 W	24 W

¹ At min specified P₁ dBC within given frequency band

² P_{max} measured with +5 dBm input

³ Option 001 deletes detected output, for P_{max} add 0.5 dBm 1–26.5 GHz

⁴ P_{max} measured with 0 dBm input

⁵ Option 001 P_{max} +25 dBm 2–20 GHz, +22 dBm 20–26.5 GHz

Model Number	HP 83020A	HP 83050A	HP 83051A
Frequency Range	2–26.5 GHz	2–50 GHz	45 MHz–50 GHz
Small Signal Gain	30 dB typ 1–2 GHz 30 dB min 2–20 GHz 27 dB min 20–26.5 GHz	21 dB min	23 dB min
Small Signal Gain Flatness	±5 dB typ	±3.5 dB max	±3.5 dB max
Output Power (At P max)	+30 dBm typ 1–2 GHz ² +30 dBm min 2–20 GHz ^{2,3} +30 dBm –0.7 dB/GHz ^{2,3} (20<f<26.5 GHz)	+20 dBm 2–40 GHz +19 dBm–0.2 dB/GHz (40<f<50 GHz)	+12 dBm to 45 GHz +10 dBm 45–50 GHz
(At 1 dB compression)	+28 dBm typ 1–2 GHz +28 dBm min 2–20 GHz +28 dBm–0.7 dB/GHz (20<f<26.5 GHz)	+15 dBm 2–40 GHz +13 dBm 40–50 GHz	+8 dBm 45 MHz–45 GHz +6 dBm 45–50 GHz
Leveled Output Power Flatness ¹	±1.5 dB typ 1–26.5 GHz At 23 dBm	N/A	N/A
Noise Figure	<10 dB typ 1–20 GHz <13 dB typ 20–26.5 GHz	<6 dB typ 2–26.5 GHz <10 dB typ 26.5–50 GHz	<12 dB typ 45 MHz–2 GHz <6 dB typ 2–26.5 GHz <10 dB typ 26.5–50 GHz
Harmonics (At Spec'd value of P1 dBc)	–22 dBc typ 1–2 GHz –20 dBc typ 2–11 GHz –17 dBc typ 11–13.25 GHz	–20 dBc typ 2–18 GHz –18 dBc typ 18–25 GHz	–20 dBc typ 45 MHz–18 GHz –18 dBc typ 18–25 GHz
Harmonics (At Spec'd max power)	–20 dBc typ 1–2 GHz –17 dBc typ 2–11 GHz –17 dBc typ 11–13.25 GHz	N/A	N/A
Input SWR	3:1 typ 1–26.5 GHz	2.1 max	2.1 max
Output SWR	7.0:1 typ 1–2 GHz 4.5:1 2–10 GHz 2.2:1 10–26.5 GHz	2.8 max 2–18 GHz 2.1 max 18–50 GHz	2.2 max
Non-Harmonically Related Spurious	–65 dBc typ	–50 dBc typ	–50 dBc typ
Rise Time	375 ps typ	250 ps typ	225 ps typ
Third Order Intercept (TOI)	38 dBm typ 2–20 GHz 33 dBm typ 20–26.5 GHz	27 dBm typ	27 dBm typ
Impedance	50Ω typ	50Ω typ	50Ω typ
Reverse Isolation (typ)	–55 dB	–50 dB typ	–50 dB typ
Survival Input Power	+23 dBm max	+23 dBm max	+23 dBm max
Power Dissipation	48 W	11 W	5 W

Special Applications
Higher performance models available upon request (i.e., higher power, etc.).

General Specifications

Model Number	HP 83006A	HP 83017A	HP 83018A
Bias Voltage and Current (nominal)	12 ±1 Vdc at 450 mA -12 ±1 Vdc at 50 mA	12 ±1 Vdc at 700 mA -12 ±1 Vdc at 50 mA	12 ±1 Vdc at 2A -12 ±1 Vdc at 50 mA
RF Connectors	3.5 mm (f)	3.5 mm (f)	3.5 mm (f)
Detector Output	N/A	BNC (f)	BNC (f)
Detector Sensitivity	N/A	15µV/µW	4µV/µW
Detector Polarity	N/A	Negative	Negative
Weight: net shipping	0.64 kg (1.4 lb) 1.32 kg (2.9 lb)	0.64 kg (1.4 lb) 1.32 kg (2.9 lb)	1.8 kg (4.0 lb) 2.9 kg (6.4 lb)

Environmental Specifications

Temperature Coefficient of Gain	-0.07 dB/°C	-0.1 dB/°C	-0.13 dB/°C
Operating Temperature	0 to +55°C	0 to +55°C	0 to +55°C
Storage Temperature	0 to +55°C	0 to +55°C	-40 to +70°C

Other Environmental Information

EMC	VDE 0871 CISPR-11/1990	VDE 0871 CISPR-11/1990	IEC 801-2/1991 IEC 801-3/1984 IEC 801-4/1988 CISPR-11/1990
Moisture Resistance	65°C at 95% RH for 10 days per Mil-Std-883C method 1004.5		
Random Vibration	5.2 G (rms) to 2000 Hz per Mil-Std-883C method 2026 test condition 11A		
Shock	1500 G (peak), 0.5 ms per Mil-Std-883C method 2002.3 test condition B		
Altitude, non-operating	15,000 m per Mil-Std-883C method 1001 test condition C		

Model Number	HP 83020A	HP 83050A	HP 83051A
Bias Voltage and Current (nominal)	15 ±1.5 Vdc at 3.2A -15 ±0.5 Vdc at 40 mA	12 ±1 Vdc at 830 mA 12 ±1 Vdc at 50 mA	12 ±1 Vdc at 425 mA 12 ±1 Vdc at 50 mA
RF Connectors	3.5 mm (f)	2.4 mm (f)	2.4 mm (f)
Detector Output	BNC (f)	N/A	N/A
Detector Sensitivity	1 µV/µW	N/A	N/A
Detector Polarity	Negative	N/A	N/A
Weight: net shipping	3.9 kg (8.5 lb) 5.0 kg (11 lb)	0.64 kg (1.4 lb) 1.32 kg (2.9 lb)	0.64 kg (1.4 lb) 1.32 kg (2.9 lb)

Environmental Specifications

Temperature Coefficient of Gain	-0.19 dB/°C	-0.09 dB/°C	-0.09 dB/°C
Operating Temperature	0 to +55°C	0 to +55°C	0 to +55°C
Storage Temperature	-40 to +70°C	-40 to +70°C	-40 to +70°C

Other Environmental Information

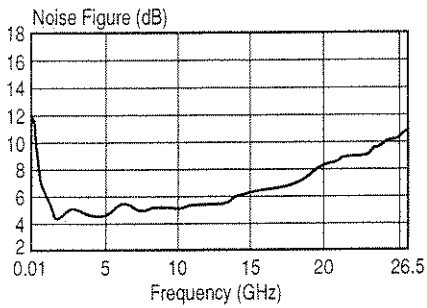
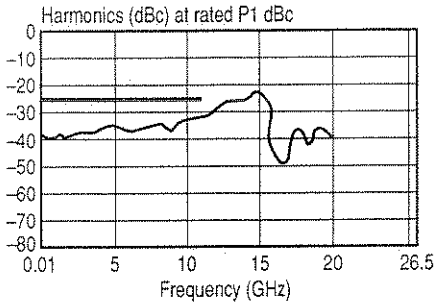
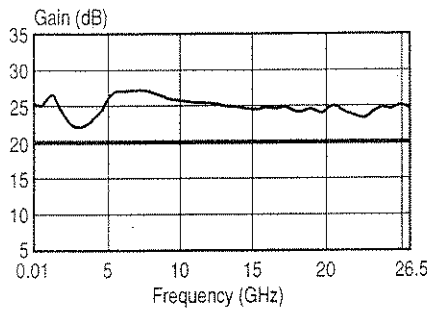
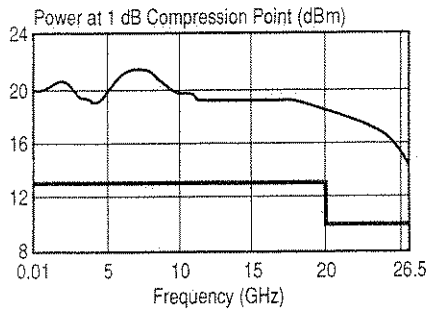
EMC	IEC 801-2/1991 IEC 801-3/1984 IEC 801-4/1988 CISPR-11/1990	IEC 801-2/1991 IEC 801-3/1984 IEC 801-4/1988 CISPR-11/1990	IEC 801-2/1991 IEC 801-3/1984 IEC 801-4/1988 CISPR-11/1990
Moisture Resistance	65°C at 95% RH for 10 days per Mil-Std-883C method 1004.5		
Random Vibration	5.2 G (rms) to 2000 Hz per Mil-Std-883C method 2026 test condition 11A		
Shock	1500 G (peak), 0.5 ms per Mil-Std-883C method 2002.3 test condition B		
Altitude, non-operating	15,000 m per Mil-Std-883C method 1001 test condition C		

Specifications describe the instrument's warranted performance over the temperature range +20°C to +30°C (unless otherwise noted). All specifications apply after the instrument's temperature has been stabilized after one hour continuous operation. Typical characteristics are intended to provide information useful in applying the instrument by giving typical but nonwarranted performance parameters. These are denoted as "typical" or "nominal" and apply over the temperature range +20°C to +30°C.

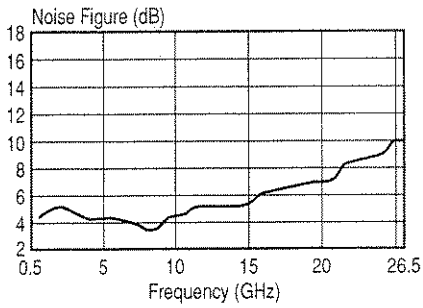
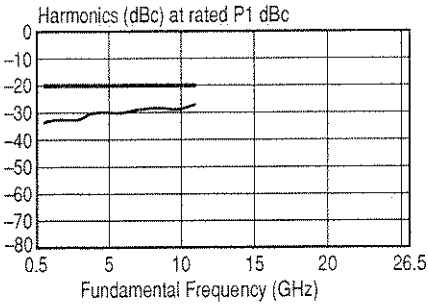
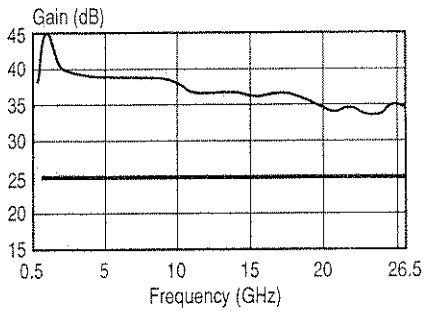
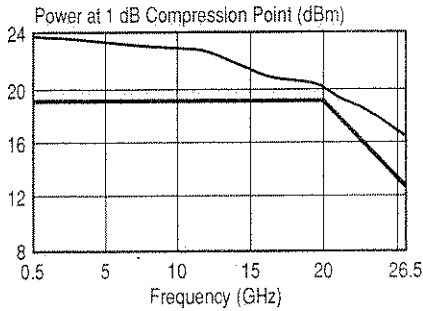
Caution on Electrostatic Discharge. Electrostatic discharge (ESD) can damage or destroy electronic components. It is recommended that these amplifiers, like other electronic components, be installed and operated at a static-free workstation or in an environment where precautions against ESD have been implemented.

Graphical Performance Data

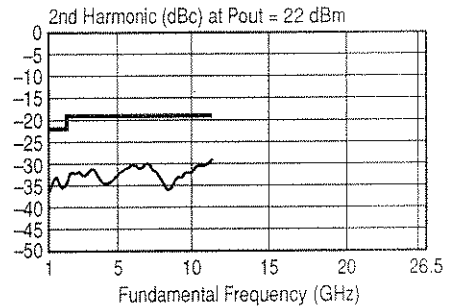
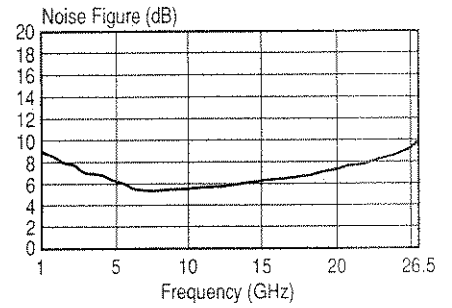
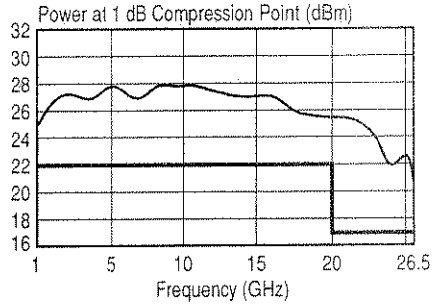
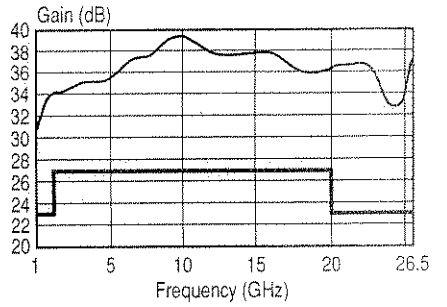
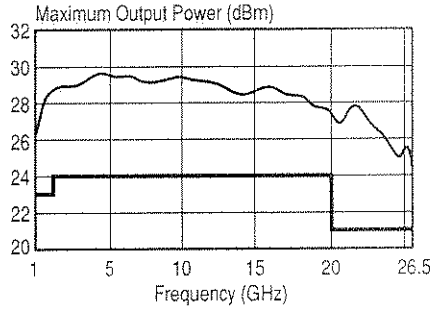
HP 83006A Amplifier



HP 83017A Amplifier



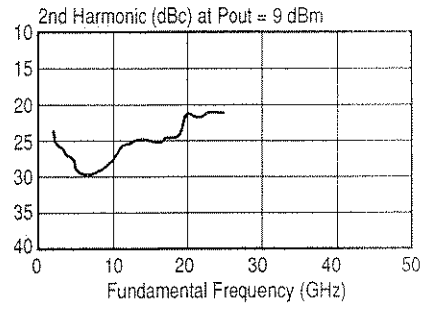
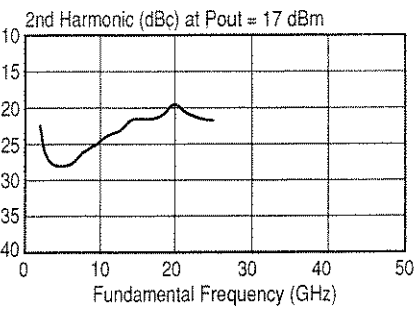
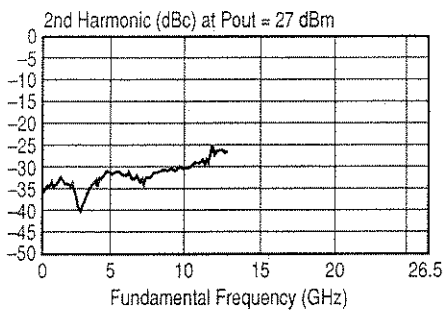
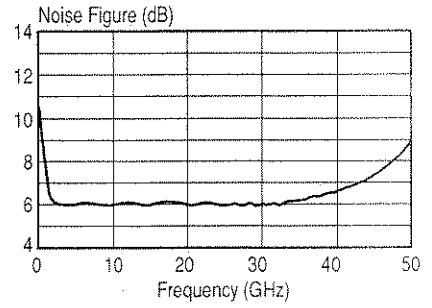
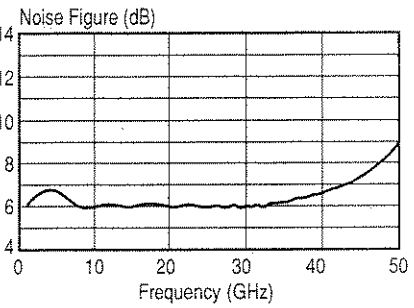
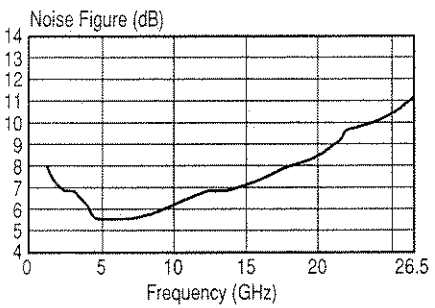
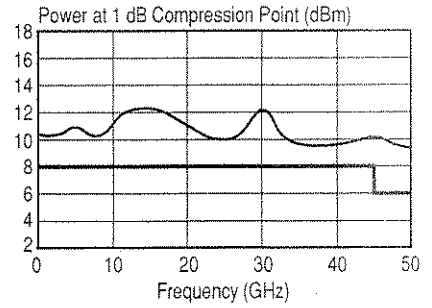
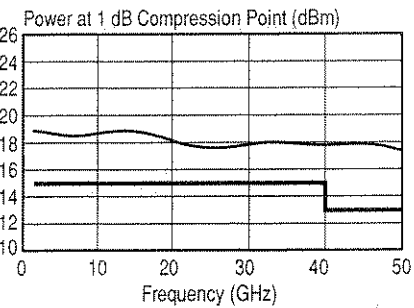
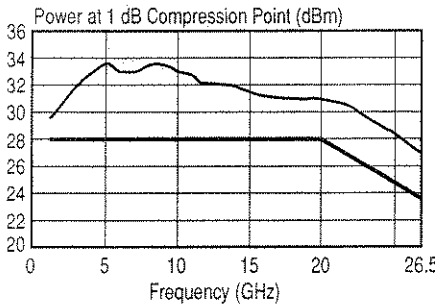
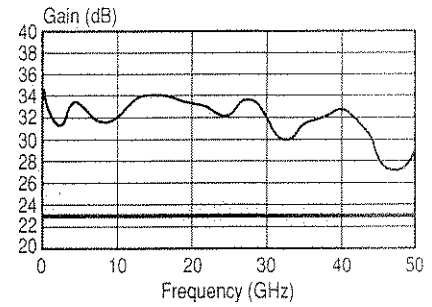
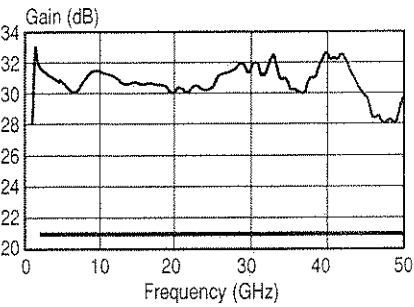
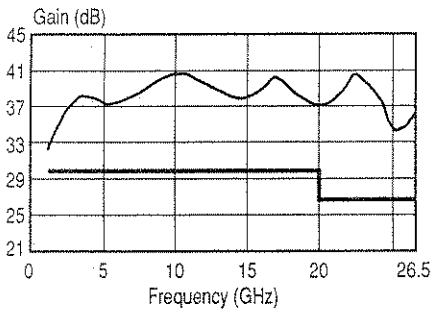
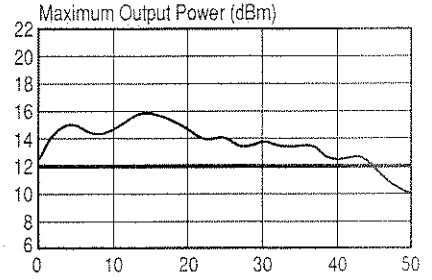
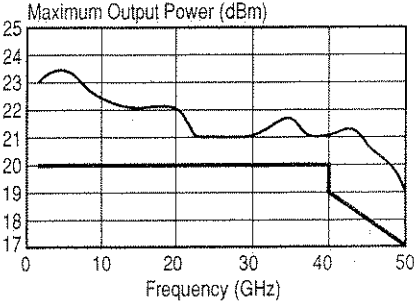
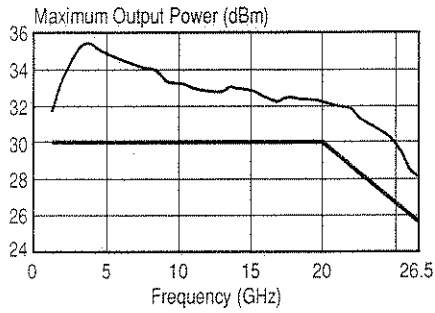
HP 83018A Amplifier



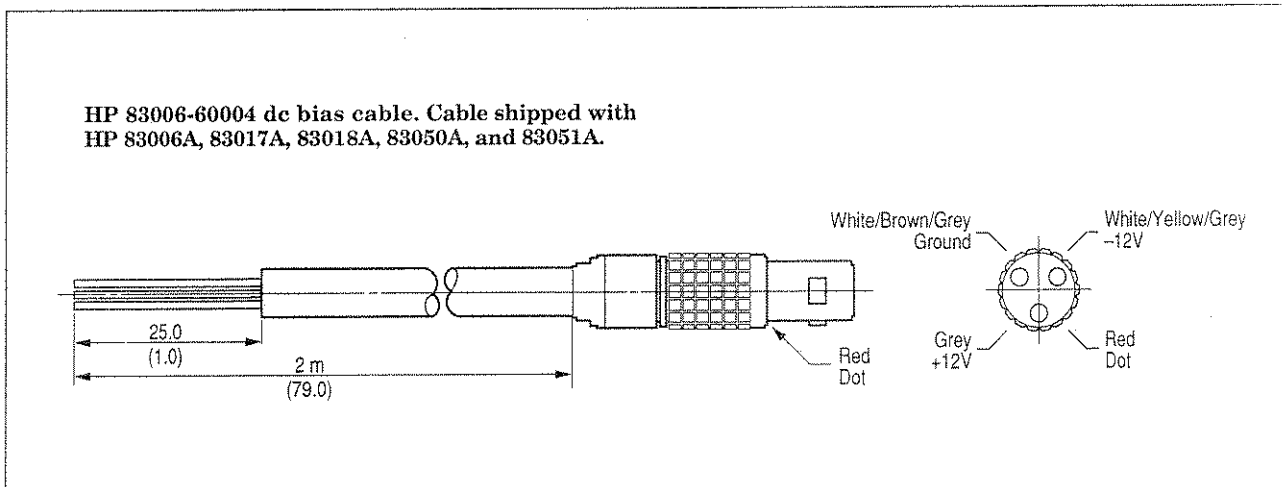
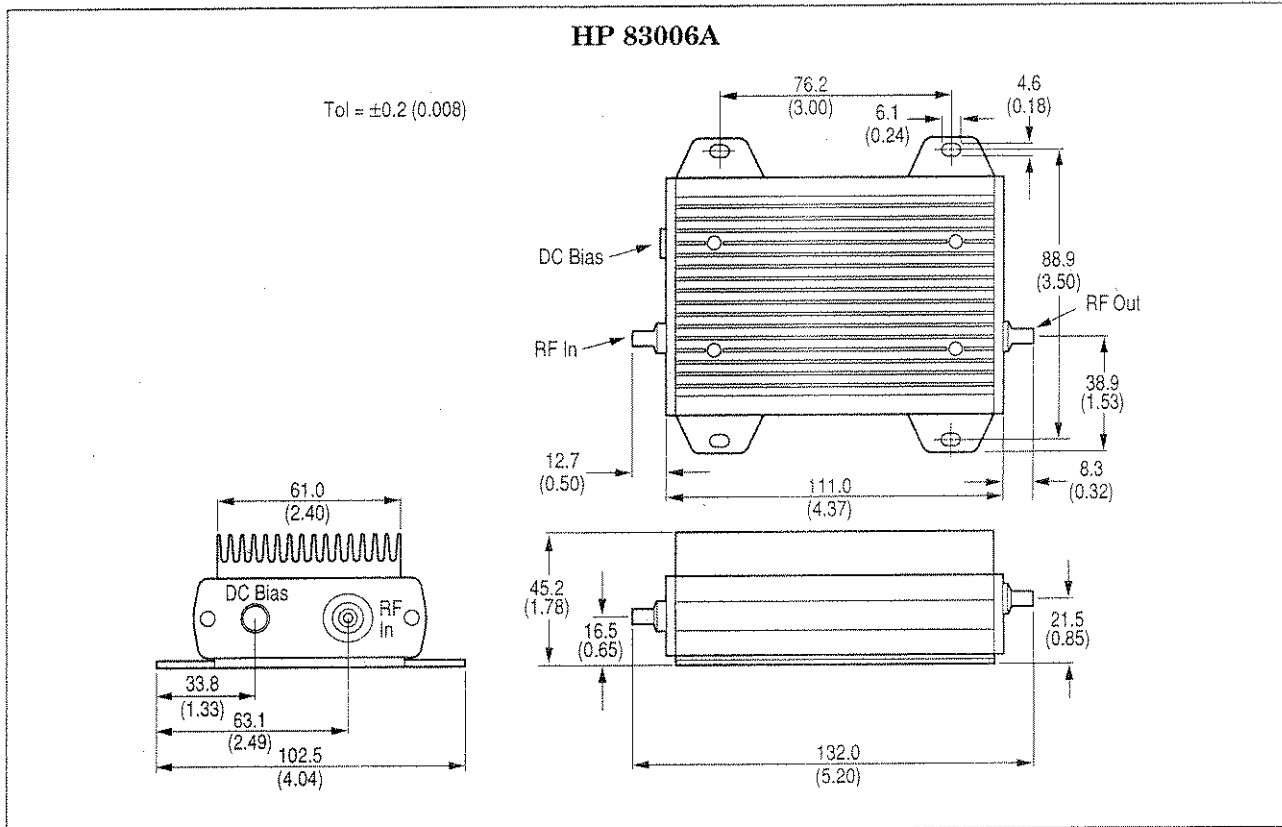
HP 83020A Amplifier

HP 83050A Amplifier

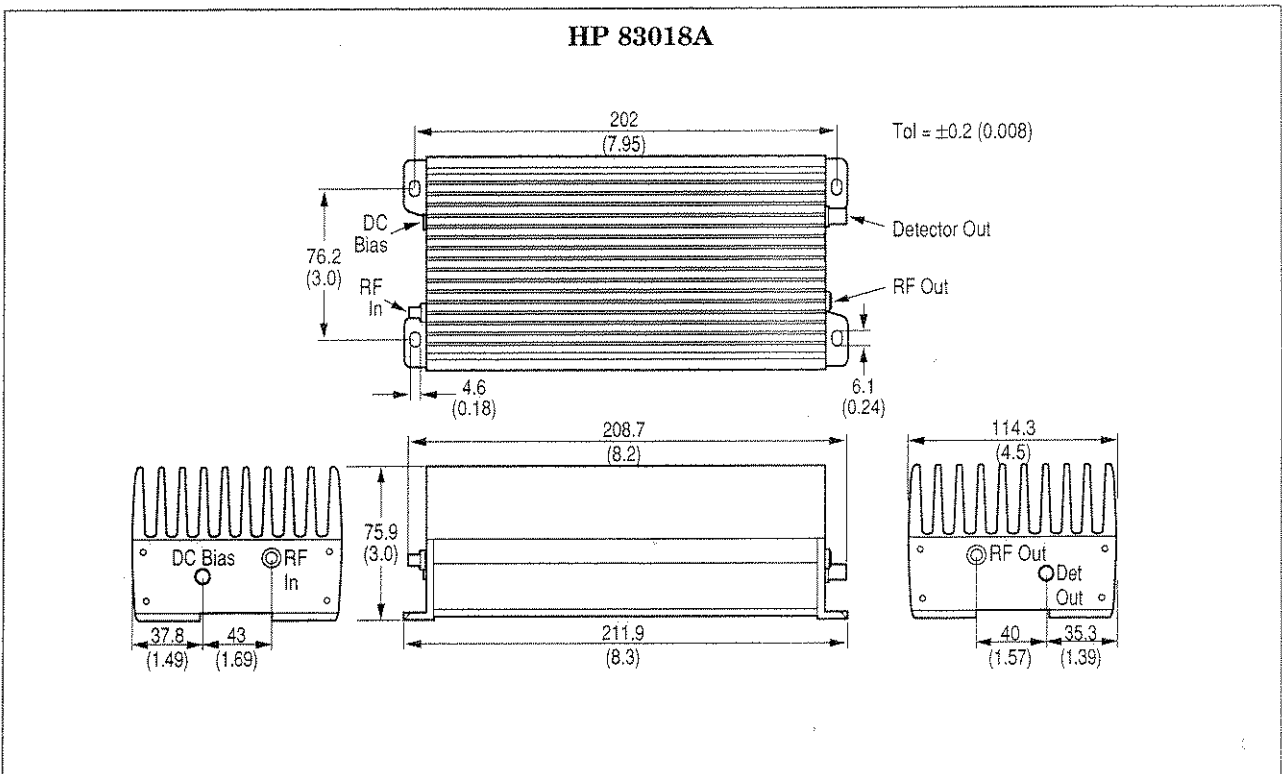
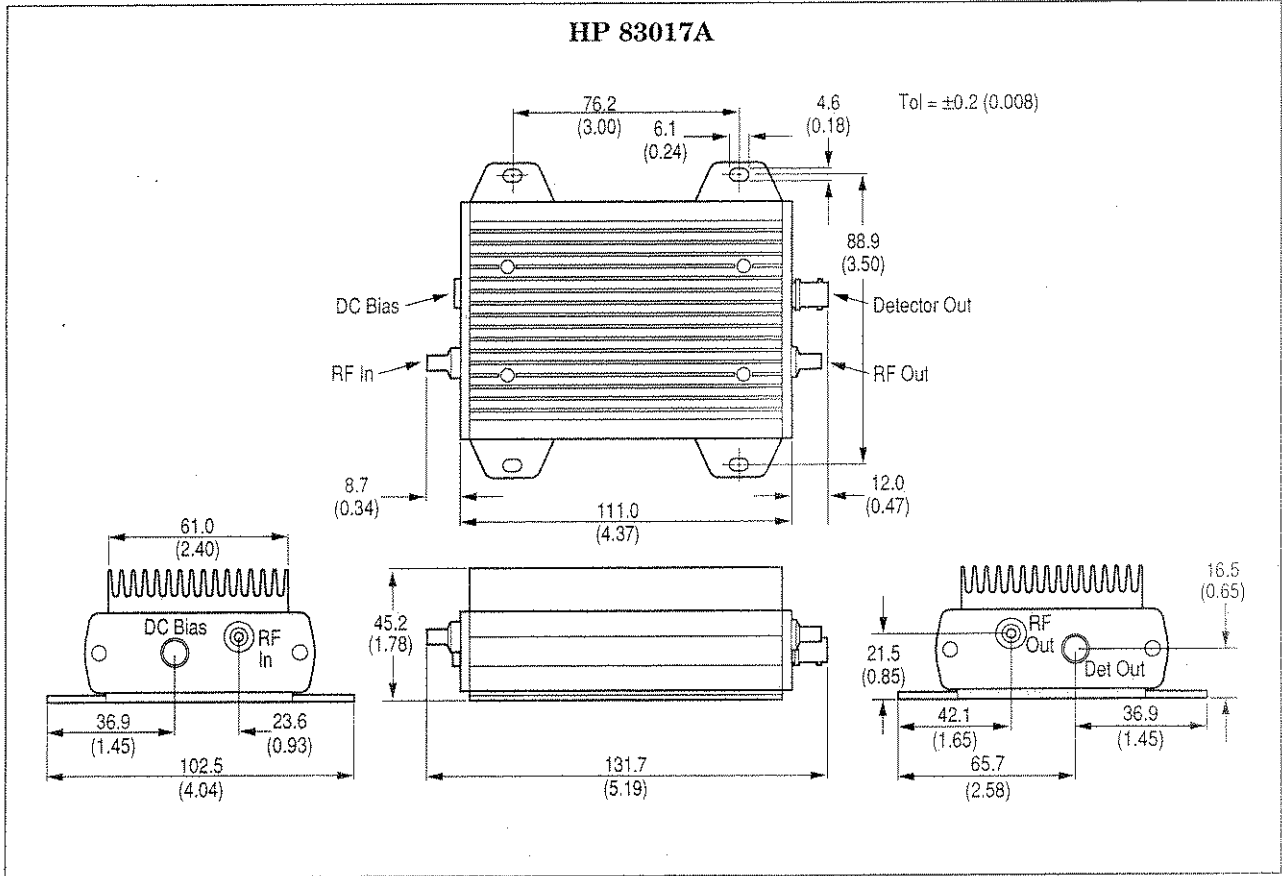
HP 83051A Amplifier



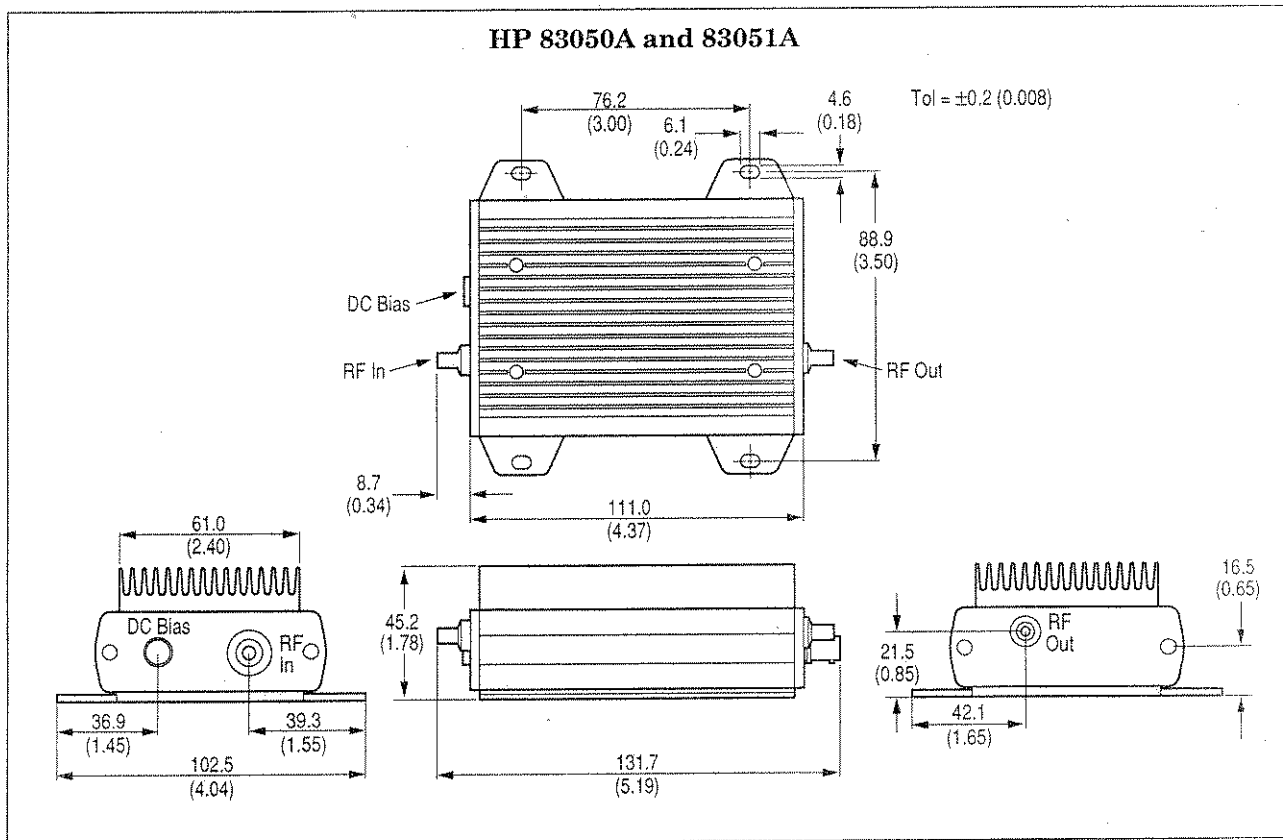
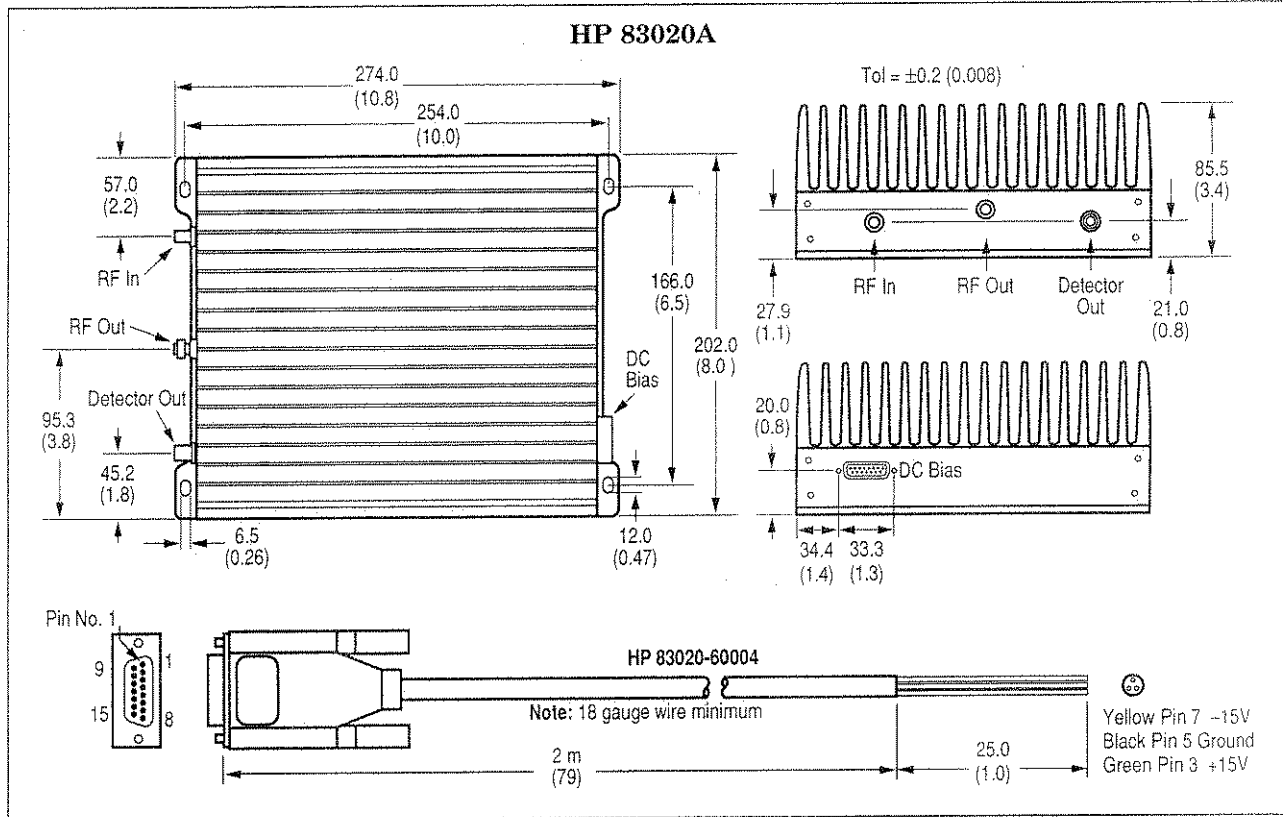
Amplifier Outline Drawings¹



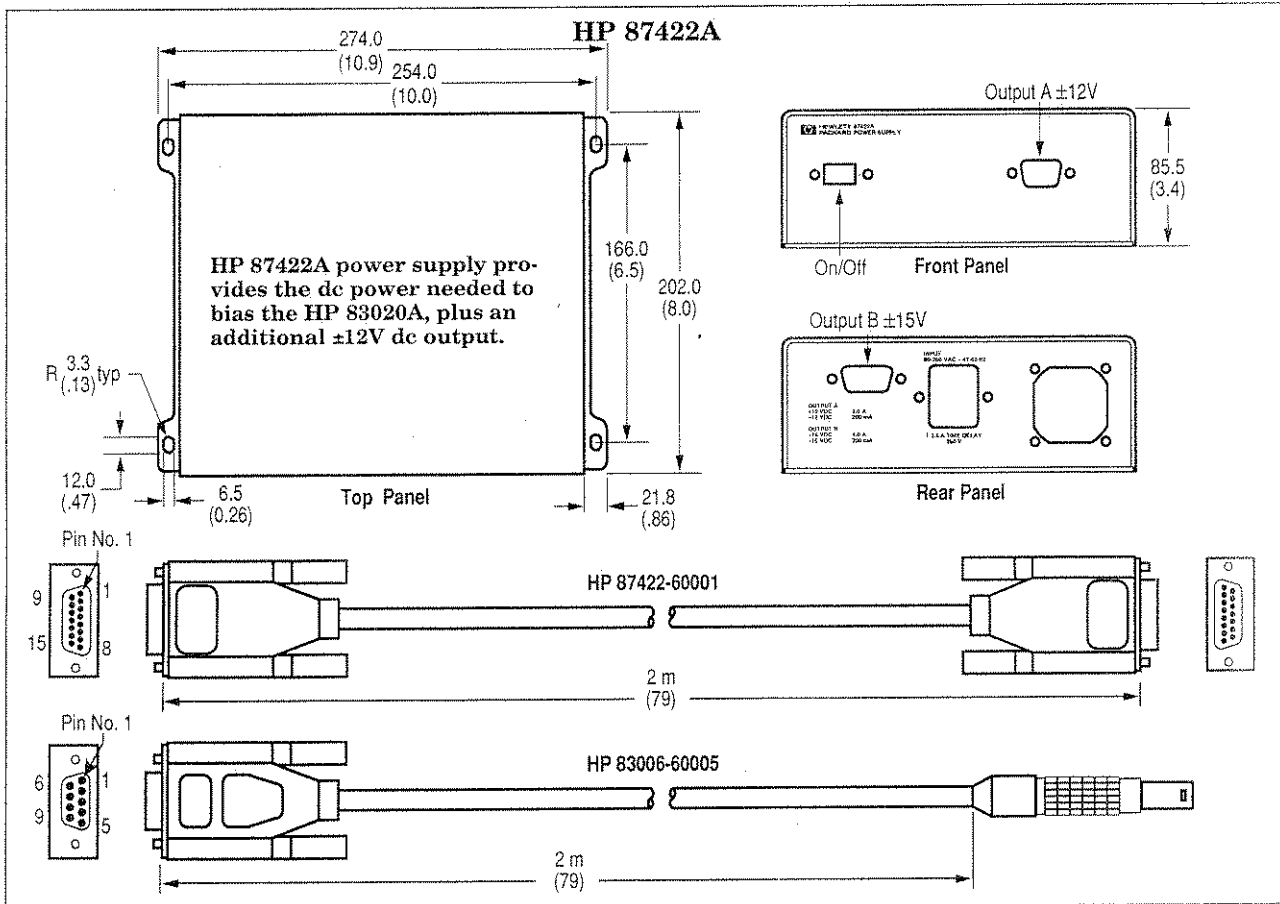
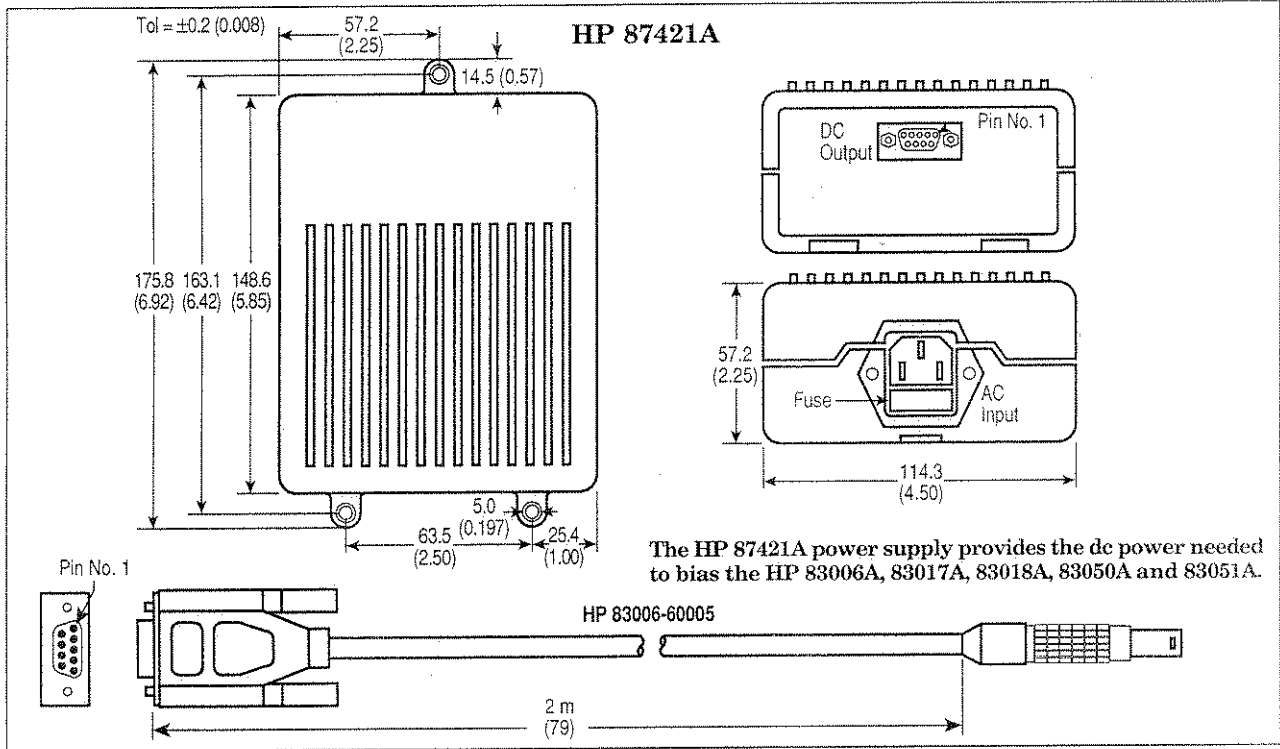
¹ Dimensions in millimeters and (inches).



Amplifier Outline Drawings (cont'd)



Power Supply Outline Drawings



Ordering Information

HP 83006A, 83017A, 83050A and 83051A microwave system amplifiers

Includes amplifier and HP part number 83006-60004, which is a two-meter cable with a three-pin connector on one end and three-wire leads on the other end.

HP 83018A microwave system amplifier

Includes amplifier and HP part number 83006-60004, which is a two-meter cable with a three-pin connector on one end and three-wire leads on the other end.

- **Option 001:** Delete coupler/detector providing higher output power.
- **Special Applications:** Higher performance models available upon request.

HP 83020A microwave system power amplifier

Includes amplifier and HP part number 83020-60004, which is a two-meter cable with a fifteen-pin connector on one end and three-wire leads on the other end.

- **Option 001:** Delete coupler/detector providing higher output power.
- **Special Applications:** Higher performance models available upon request.

Other Instruments and Accessories

HP 83036C coaxial GaAs directional detector

0.01–26.5 GHz, for use with the HP 83006A.

HP 87421A power supply

Includes power supply and HP part number 83006-60005, which is a two-meter cable with a three-pin connector on one end and a D-sub-miniature connector on the other end for direct connection to the HP 83006A, 83017A, 83018A, 83050A and 83051A.

HP 87422A power supply

Includes power supply and HP part number 83020-60001, which is a two-meter cable with fifteen-pin connectors for direct connection to the HP 83020A amplifier. One additional cable, HP part number 83006-60005, is provided for direct connection of the 12V dc output to a preamplifier such as the HP 83006A, 83017A, 83018A, 83050A or 83051A.

Support Literature

HP 83036C technical data

HP literature number 5952-1874

HP 87421A/87422A technical data

HP literature number 5091-4292E

For more information, call your local HP sales office listed in your telephone directory or an HP regional office listed below for the location of your nearest sales office.

United States of America:
1 800 452 4844

Canada:
(905) 206 4725

Japan:
(81) 426 48 0722

Latin America:
Miami, Florida
(305) 267 4245/4220

Australia:
(008) 131 347 Ext. 2902
Melbourne Caller
272 2555

New Zealand:
(800) 738 378

Asia Pacific:
Hong Kong
(852) 599 7070

Korea
(2) 769 0800

Taiwan
(2) 717 9680

Singapore
290 6375

India
(11) 647 2311

PRC
(1) 505-3888

Malaysia
(3) 298 6555

Thailand
(2) 254 6720

In Europe, Africa, and Middle East, please call your local HP sales office or representative:

Austria/East Central Europe:
(1) 25000-0

Belgium and Luxembourg:
(02) 778 31 11

Denmark:
45 99 10 00

Finland:
(90) 88 721

France:
(1) 69.82.65.00

Germany:
(06172) 16 0

Ireland:
(01) 284 4633

Israel:
(03) 5380 333

Italy:
(02) 92 122 241

Netherlands:
(020) 547 6669

Norway:
(22) 73 56 00

Portugal:
(11) 301 73 30

South Africa:
(011) 806 1000

Spain:
900 123 123

Sweden:
(08) 444 20 00

Switzerland:
(01) 735 7111

Turkey:
(312) 425 83 13

United Kingdom:
(0344) 366 666

**For countries not listed, contact Hewlett-Packard, International Sales Europe, Geneva, Switzerland
Tel: +41-22-780-4111
Fax: +41-22-780-4770**

**Data Subject to Change
Copyright © 1994
Hewlett-Packard Company
Printed in U.S.A. 11/94
5963-5110E**



Technical Data Sheet Supplement



HP Part No. 5951-5993
Printed in USA January 1995

Edition 2

CERTIFICATION

Hewlett-Packard Company certifies that this product met its published specifications at the time of shipment from the factory. Hewlett-Packard further certifies that its calibration measurements are traceable to the United States National Institute of Standards and Technology (NIST, formerly NBS), to the extent allowed by the institute's calibration facility, and to the calibration facilities of other International Standards Organization members.

WARRANTY

This Hewlett-Packard instrument product is warranted against defects in material and workmanship for a period of one year from date of delivery. During the warranty period, Hewlett-Packard Company will, at its option, either repair or replace products which prove to be defective.

For warranty service or repair, this product must be returned to a service facility designated by HP. Buyer shall prepay shipping charges to HP and HP shall pay shipping charges to return the product to Buyer. However, Buyer shall pay all shipping charges, duties, and taxes for products returned to HP from another country.

HP warrants that its software and firmware designated by HP for use with an instrument will execute its programming instructions when properly installed on that instrument. HP does not warrant that the operation of the instrument, or software, or firmware will be uninterrupted or error free.

LIMITATION OF WARRANTY

The foregoing warranty shall not apply to defects resulting from improper maintenance by Buyer, Buyer-supplied software or interfacing, unauthorized modification or misuse, operation outside of the environmental specifications for the product, or improper site preparation or maintenance.

NO OTHER WARRANTY IS EXPRESSED OR IMPLIED. HP SPECIFICALLY DISCLAIMS THE IMPLIED WARRANTIES OR MERCHANTABILITY AND FITNESS FOR A PARTICULAR PURPOSE.

EXCLUSIVE REMEDIES

THE REMEDIES PROVIDED HEREIN ARE BUYER'S SOLE AND EXCLUSIVE REMEDIES. HP SHALL NOT BE LIABLE FOR ANY DIRECT, INDIRECT, SPECIAL, INCIDENTAL, OR CONSEQUENTIAL DAMAGES, WHETHER BASED ON CONTRACT, TORT, OR ANY OTHER LEGAL THEORY.

ASSISTANCE

Product maintenance agreements and other customer assistance agreements are available for Hewlett-Packard Products.

For any assistance, contact your nearest Hewlett-Packard Sales and Service Office. Addresses are provided at the back of this manual.

Hewlett-Packard Sales and Service Offices

IN THE UNITED STATES

California

Hewlett-Packard Co.
1421 South Manhattan Ave.
P.O. Box 4230
Fullerton, CA 92631
(714) 999-6700

Hewlett-Packard Co.
301 E. Evelyn
Mountain View, CA 94039
(415) 694-2000

Colorado

Hewlett-Packard Co.
24 Inverness Place, East
Englewood, CO 80112
(303) 649-5000

Georgia

Hewlett-Packard Co.
2000 South Park Place
P.O. Box 105005
Atlanta, GA 30339
(404) 955-1500

Illinois

Hewlett-Packard Co.
5201 Tollview Drive
Rolling Meadows, IL 60008
(312) 255-9800

New Jersey

Hewlett-Packard Co.
120 W. Century Road
Paramus, NJ 07653
(201) 265-5000

Texas

Hewlett-Packard Co.
930 E. Campbell Rd.
Richardson, TX 75081
(214) 231-6101

IN AUSTRALIA

Hewlett-Packard Australia Ltd.
31-41 Joseph Street
Blackburn, Victoria 3130
895-2895

IN CANADA

Hewlett-Packard (Canada) Ltd.
17500 South Service Road
Trans-Canada Highway
Kirkland, Quebec H9J 2X8
(514) 697-4232

IN FRANCE

Hewlett-Packard France
F-91947 Les Ulis Cedex
Orsay
(6) 907-78-25

IN GERMAN FEDERAL REPUBLIC

Hewlett-Packard GmbH
Vertriebszentrale Frankfurt
Berner Strasse 117
Postfach 560 140
D-6000 Frankfurt 56
(0611) 50-04-1

IN GREAT BRITAIN

Hewlett-Packard Ltd.
King Street Lane
Winnersh, Wokingham
Berkshire RG11 5AR
0734 784774

IN OTHER EUROPEAN COUNTRIES

Hewlett-Packard (Schweiz) AG
Allmend 2
CH-8967 Widen (Zurich)
(0041) 57 31 21 11

IN JAPAN

Yokogawa-Hewlett-Packard Ltd.
29-21 Takaido-Higashi, 3 Chome
Suginami-ku Tokyo 168
(03) 331-6111

IN PEOPLE'S REPUBLIC OF CHINA

China Hewlett-Packard, Ltd.
P.O. Box 9610, Beijing
4th Floor, 2nd Watch Factory
Main Bldg.
Shuang Yu Shu, Bei San Huan Rd.
Beijing, PRC
256-6888

IN SINGAPORE

Hewlett-Packard Singapore
Pte. Ltd.
1150 Depot Road
Singapore 0410
273 7388
Telex HPSGSO RS34209
Fax (65) 2788990

IN TAIWAN

Hewlett-Packard Taiwan
8th Floor, Hewlett-Packard
Building
337 Fu Hsing North Road
Taipei
(02) 712-0404

IN ALL OTHER LOCATIONS

Hewlett-Packard Inter-Americas
3495 Deer Creek Rd.
Palo Alto, California 94304

DECLARATION OF CONFORMITY

according to ISO/IEC Guide 22 and EN 45014

Manufacturer's Name: Hewlett-Packard Co.

Manufacturer's Address: Microwave Instruments Division
1400 Fountaingrove Parkway
Santa Rosa, CA 95403-1799
USA

declares that the product

Product Name: Amplifier

Model Number: HP 83006A, HP 83017A, HP 83018A,
HP 83020A, HP 83050A, HP 83051A

Product Options: This declaration covers all options of the
above products.

conforms to the following Product specifications:

Safety: IEC 348:1978/HD 401 S1:1981
CAN/CSA-C22.2 No. 231 (Series M-89)

EMC: CISPR 11:1990/EN 55011:1991 Group 1, Class A
IEC 801-2:1984/EN 50082-1:1992 4 kV CD, 8 kV AD
IEC 801-3:1984/EN 50082-1:1992 3 V/m, 27-500 MHz
IEC 801-4:1988/EN 50082-1:1992 0.5 kV Sig. Lines, 1 kV Power Lines

Supplementary Information:

The product herewith complies with the requirements of the Low Voltage Directive 73/23/EEC and the EMC Directive 89/336/EEC.

Safety qualification test for these products were performed prior to 1 December 1993.

These products were tested with HP 87421A and HP 87422A power supplies.

Santa Rosa, California, USA 17 April 1996


Dixon Browder/Quality Manager

European Contact: Your local Hewlett-Packard Sales and Service Office or Hewlett-Packard GmbH, Department
HQ-TRE, Herrenberger Strasse 130, D-71034 Böblingen, Germany (FAX +49-7031-14-3143)

Free Manuals Download Website

<http://myh66.com>

<http://usermanuals.us>

<http://www.somanuals.com>

<http://www.4manuals.cc>

<http://www.manual-lib.com>

<http://www.404manual.com>

<http://www.luxmanual.com>

<http://aubethermostatmanual.com>

Golf course search by state

<http://golfingnear.com>

Email search by domain

<http://emailbydomain.com>

Auto manuals search

<http://auto.somanuals.com>

TV manuals search

<http://tv.somanuals.com>