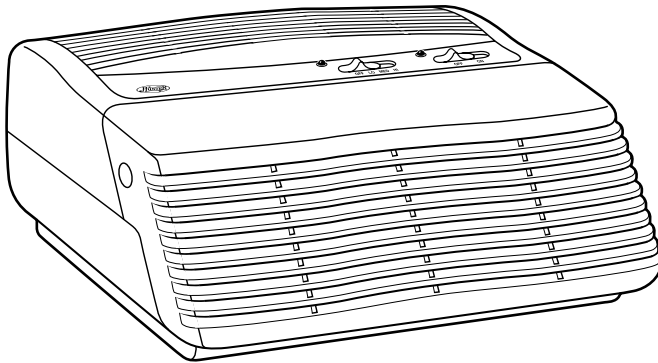




*HEPAtech*TM Air Purification System



Models 30027 & 30028

All models use filter #30917 and pre-filter #30901

WWW.HUNTERFAN.COM

IMPORTANT SAFETY INSTRUCTIONS

READ ALL INSTRUCTIONS BEFORE USING THIS AIR PURIFIER AND SAVE THESE IMPORTANT INSTRUCTIONS

1. **ALWAYS** place this Air Purifier on a firm, level surface. **ALWAYS place the Air Purifier at least six (6) inches away from walls and heat sources such as stoves, radiators or heaters.** This Air Purifier may not work properly on an uneven surface.
2. Place the Air Purifier in an area that is out of the reach of children.
3. Before using the Air Purifier, extend the cord and inspect for any signs of damage. **DO NOT** use the product if the cord has been damaged.
4. This product has a polarized plug (one blade is wider than the other) as a safety feature. This plug will fit into a polarized outlet only one way. If the plug does not fit fully into the outlet, reverse the plug. If it still does not fit, contact a qualified electrician. **DO NOT** attempt to defeat or override this safety feature.
5. **ALWAYS UNPLUG** the Air Purifier when it is not in operation, while the filter is being changed, and while it is being cleaned.
6. **DO NOT** tilt or move the Air Purifier while it is in operation. Shut off and unplug before moving.
7. **DO NOT** immerse the Air Purifier in water as permanent damage will occur. Refer to and follow the **CLEANING AND FILTER REPLACEMENT** instructions.

Introduction

Thank you for purchasing the *HEPAtech*[™] Air Purification System from Hunter Fan Company. You have purchased the latest development in portable Air Purification Systems. This system has been developed to improve the quality of the air you breathe.

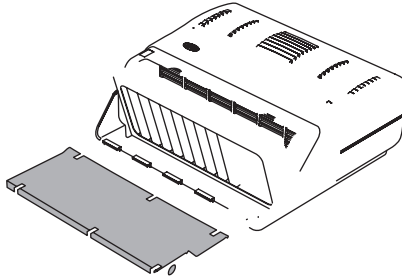
Your *HEPAtech*[™] Air Purification System outperforms other air purification systems by removing dust, smoke, and pollen particles as small as .1 microns in size. Room air is pulled in through the front grill and cleaned across the activated carbon pre-filter and the *HEPAtech*[™] system filter. Clean air is then released out the top grill in order to avoid stirring up settled particles.

Models 30027 & 30028 include an Ionizer

Using the ionizer improves the quality of air in the room. Negative ions are released into the air, and positively charged particles cling to the negative ions. These particles settle out of the air and can be vacuumed up during normal cleaning. These particles are also more easily trapped in the *HEPAtech*[™] system filter as they pass through the *HEPAtech*[™] Air Purification System.

Air Purifier Parts

Models 30027 & 30028



Power Control - Choose Hi, Med, or Lo speed. The red light will be illuminated when the power is 'ON'.

Ionizer - Allows you to turn the ionizer 'ON'. The green light will be illuminated when the ionizer is 'ON'.

Figure 1

Using Your Air Purifier

1. Place your *HEPAtech*[™] Air Purification System on a hard, flat surface. We recommend placing it on a table top in order to achieve the best air circulation for the room.
2. Before turning the Air Purifier "on", YOU NEED TO OPEN THE FRONT COVER AND REMOVE THE PROTECTIVE PLASTIC THAT IS SURROUNDING THE *HEPAtech*[™] SYSTEM FILTER. Press the buttons that are on each side of the front grill (See Figure 1). When they are pressed inward, you will be able to pull the front grill forward, opening the unit.

3. The filter comes to you installed in the correct position. Grasp the filter, and pull it forward, up, and out of the unit. Remove the plastic wrapping and replace the filter in the unit. The white *HEPAtech*[™] filter material should be facing outward (towards you).
4. Before closing the front cover, check the placement of the pre-filter. It is installed under clips in the front cover. The pre-filter should be replaced every three months.
5. Close the front cover by once again pressing the buttons and allowing the front cover to slip into place over the buttons. The unit is now ready for normal operation.
6. Plug the unit into a 120V electrical outlet.
7. Select a speed by sliding the speed selector to the appropriate location. The red power light will be illuminated when you have selected a speed.
8. Turn the ionizer 'on', by sliding the ionizer switch to the 'on' position. The green light will be illuminated when the ionizer is 'on'.

NOTE: The ionizer can release negative ions when the fan is not blowing. If it is used consistently without the fan, the dust particles that are attracted to the negative ions may deposit on your walls and floors. To minimize these deposits, we recommend that you use the ionizer only when the fan is blowing (when the unit is on LO, MED, or HI speed).

Cleaning And Filter Replacement

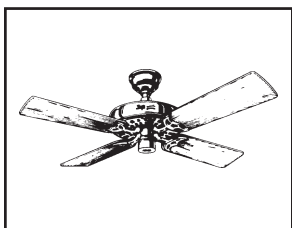
1. Every few weeks, you should open the front grill and view the condition of the *HEPAtech*[™] System Filter. Compare the filter to the color coded chart that is on the inside of the housing. If the filter matches the dark color on the chart, you should remove the filter and replace it with a new filter. **BE SURE TO REMOVE THE PLASTIC WRAPPING BEFORE PLACING THE NEW FILTER INTO THE AIR PURIFIER.**
2. Clean the outside of the unit with a soft, damp cloth. The front grill can be removed and cleaned in soapy water.
3. When you remove the front grill to clean it, you should also remove the pre-filter from the front grill.
4. Be sure the front grill is completely dry before you reassemble it with the unit.
5. Models 30027 and 30028 use Filter #30917. No other filter or material should be used unless approved by Hunter Fan Company.

Replacement Parts

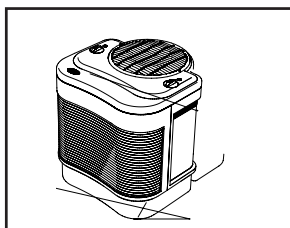
To obtain a replacement part for your air purifier, contact customer service at (US) 1-888-830-1326, (Canada) 1-888-855-8300, or e-mail us at TechSupport@hunterfanhq.com. Please be prepared to tell the operator the model number of your air purifier and the name of the part you need to replace. Refer to figure 1 for part names. Models 30027 and 30028 use Model 30917 replacement filters and Model 30901 replacement pre-filters.

The above is an illustration of how the *HEPAtech™* air purification systems work. Dust and other irritants are pulled into the air purification system and cleaned through the *HEPAtech™* Filter. Clean, purified air is released into the room.

Other Home Comfort Products from Hunter



Old Time
Ceiling Fan



The Care-Free
Humidifier™



Programmable
Thermostat

Hunter Fan Company

HEPAtech™ Air Purification System

5 YEAR LIMITED WARRANTY

The Hunter Fan Company makes the following limited warranty to the original residential user or consumer purchaser of the *HEPAtech™* Air Purification System:

If any part of your *HEPAtech™* Air Purification System (“Air Purifier”) motor fails during the first five (5) years from the date of installation to you due to a defect in material or workmanship, we will provide a replacement Air Purifier free of charge. Installation is deemed to occur at the date of purchase.

If the Air Purifier cord, ionizer, or front grill fails any time within one (1) year after installation due to a defect in material or workmanship, we will replace or, at our option, repair the unit free of charge at our nearest service centre or at our Service Department in Memphis, Tennessee. You will be responsible for all parts and labour costs after this one-year period.

USE OF A NON-HUNTER FILTER WILL INVALIDATE THIS WARRANTY. IF THE ORIGINAL RESIDENTIAL USER OR CONSUMER PURCHASER CEASES TO OWN THE AIR PURIFIER, THIS WARRANTY AND ANY IMPLIED WARRANTY WHICH THEN REMAINS IN EFFECT, INCLUDING BUT NOT LIMITED TO ANY IMPLIED WARRANTY OF MERCHANTABILITY OR FITNESS FOR A PARTICULAR PURPOSE, ARE VOIDED.

NO WARRANTY, EXPRESSED OR IMPLIED, INCLUDING ANY WARRANTY OF MERCHANTABILITY OR FITNESS FOR A PARTICULAR PURPOSE, IS MADE IN RESPECT TO THE FILTER MATERIAL OR CARBON FILTER.

THIS WARRANTY IS IN LIEU OF ALL OTHER EXPRESS WARRANTIES. THE DURATION OF ANY IMPLIED WARRANTY INCLUDING BUT NOT LIMITED TO ANY IMPLIED WARRANTY OF MERCHANTABILITY OR FITNESS FOR A PARTICULAR PURPOSE, IN RESPECT TO THE MOTOR IS EXPRESSLY LIMITED TO THE PERIOD OF THE EXPRESS WARRANTY SET FORTH ABOVE.

This warranty is voided if the air purifier is not purchased and used in the USA or Canada.

This warranty excludes and does not cover defects, malfunctions or failures of the Air Purifier which were caused by repairs by persons not authorized by us, use of parts or accessories not authorized by us, mishandling, modifications, or damage to the Air Purifier while in your possession, or unreasonable use, including failure to provide reasonable and necessary maintenance. This warranty does not cover Air Purifiers used in commercial applications. There are no express or implied warranties as to commercial purchasers or users.

To obtain service, contact the nearest Hunter authorized service centre or the Hunter Fan Company Service Department, 2500 Frisco Avenue, Memphis, Tennessee 38114, 901-248-2222. For the name of our nearest authorized Hunter Fan Company Service Centre, write to the Hunter Fan Company at the preceding address. You will be responsible for insurance and freight or other transportation to our factory service center. We will return the Air Purifier freight prepaid. The Air Purifier should be properly packaged to avoid damage in transit since we will not be responsible for any such damage. Proof of purchase is required when requesting warranty service. The purchaser must present sales receipt or other document that establishes proof of purchase.

IN NO EVENT SHALL HUNTER FAN COMPANY BE LIABLE FOR DIRECT, INDIRECT, SPECIAL CONSEQUENTIAL OR INCIDENTAL DAMAGES IN EXCESS OF THE PURCHASE PRICE OF THE AIR PURIFIER. YOUR SOLE REMEDY WILL BE REPAIR OR REPLACEMENT AS PROVIDED ABOVE.

SOME AMERICAN STATES AND CANADIAN PROVINCES DO NOT ALLOW:

- LIMITATIONS ON HOW LONG AN IMPLIED WARRANTY LASTS;
- THE EXCLUSION OR LIMITATION OF DIRECT, INDIRECT SPECIAL, INCIDENTAL OR CONSEQUENTIAL DAMAGES;

SO THE ABOVE LIMITATIONS MAY NOT APPLY TO YOU.

THIS WARRANTY GIVES YOU SPECIFIC LEGAL RIGHTS AND YOU MAY ALSO HAVE OTHER RIGHTS WHICH VARY FROM STATE TO STATE OR PROVINCE TO PROVINCE.

41669-01 04/11/2005



HUNTER FAN COMPANY
2500 FRISCO AVENUE
MEMPHIS, TN 38114, USA

Free Manuals Download Website

<http://myh66.com>

<http://usermanuals.us>

<http://www.somanuals.com>

<http://www.4manuals.cc>

<http://www.manual-lib.com>

<http://www.404manual.com>

<http://www.luxmanual.com>

<http://aubethermostatmanual.com>

Golf course search by state

<http://golfingnear.com>

Email search by domain

<http://emailbydomain.com>

Auto manuals search

<http://auto.somanuals.com>

TV manuals search

<http://tv.somanuals.com>