

# Desktop Air Purifier

Owner's Guide

English



Model  
30550

Form# 44103-01  
20110706  
©2011 Hunter Fan Co.

*Hunter*  
SINCE 1886

## SAFETY INSTRUCTIONS

### ⚠ Save These Important Instructions

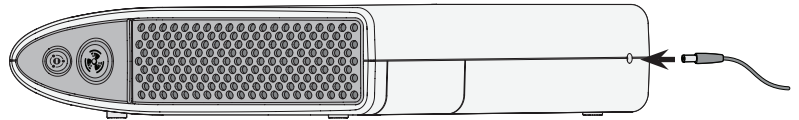
1. This Air Purifier is designed for use on a flat, level surface and may not work properly on an uneven surface. ALWAYS place this Air Purifier on a firm, level surface. ALWAYS place the Air Purifier at least six (6) inches away from walls and three (3) Ft. from heat sources such as stoves, radiators, or heaters.
2. Place the Air Purifier in an area that is out of the reach of children.
3. Before using the Air Purifier, extend the cord and inspect for any signs of damage. DO NOT use the product if the cord has been damaged.
4. ALWAYS UNPLUG the Air Purifier when it is not in operation, while the filter is being changed, and while it is being cleaned.
5. DO NOT tilt or move the Air Purifier while it is in operation. Shut off and unplug before moving.
6. DO NOT immerse the Air Purifier in water as permanent damage will occur. Refer to and follow the MAINTENANCE instructions.
7. DO NOT run the ionizer if tobacco smoke, air fresheners, dripless wax candles, or grease from cooking is present.



## OPERATION

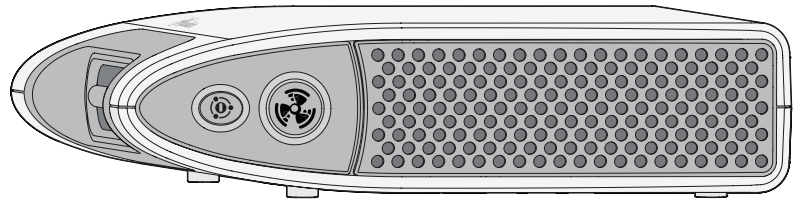
1. Remove the desktop purifier from its packaging and set it on a flat surface.
2. Open the filter door and remove the plastic bag around the filter. Replace the filter with the arrow next to "Airflow

Direction" facing the main part of the unit.

3. Plug the DC adapter into the back of the unit then into a wall outlet.

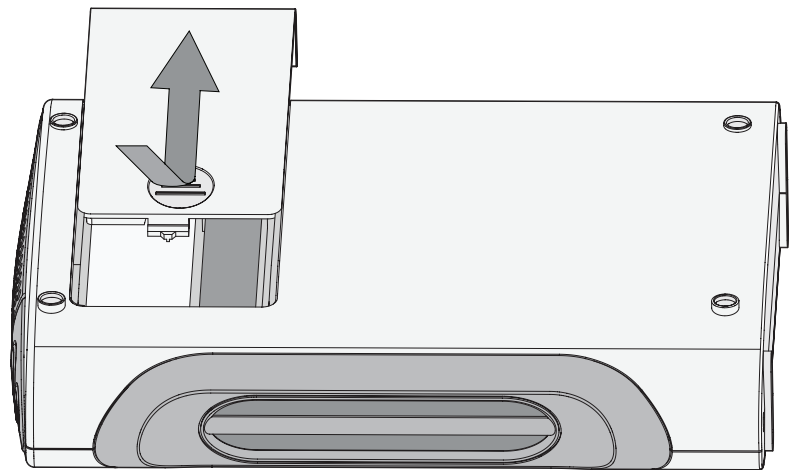


4. Turn the unit on or off by pressing the  button. The ring around it will glow green when the unit is on and red after being shut off. When you press the ionizer button  the ring around it will glow blue when on, and will stay off when the ionizer is off.



## FILTER REPLACEMENT

1. Unplug the unit and turn it over.
2. Remove the door covering the filter and UV bulb by pushing down on the arrow and sliding the door out.

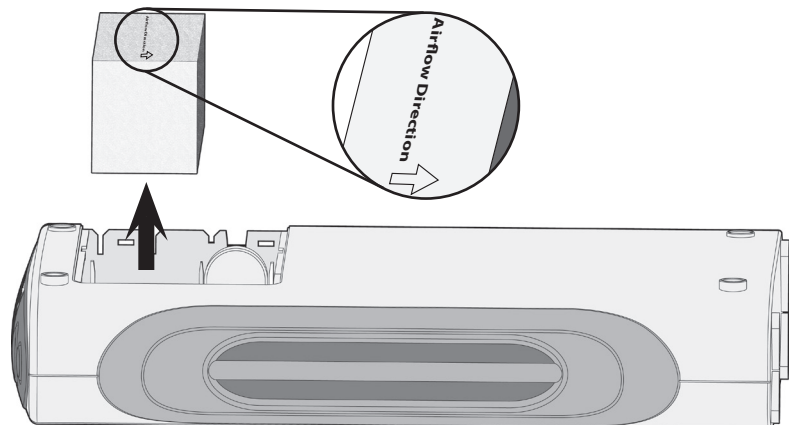


3. Lift the filter out of the unit and replace it with a new one.

**Note:** The new filter should be positioned with the arrow next to "Airflow Direction" facing the main part of the unit.

4. Slide the door back in place until it "locks" into place.

The filter should be replaced on average every 6 months depending on use. DO NOT try and replace the UV bulb.



## MAINTENANCE

**NOTE:** To avoid the risk of electric shock, always unplug the unit before cleaning.

1. Clean the outside of the unit with a soft, damp cloth.
2. The HEPAtype filter should be removed every 6 months of use and replaced. Your new HEPAtype filter will show "Front" on the top to indicate the air flow and the direction the filter should be placed in the unit. "Front" should be placed towards the outside grill of the unit.

## FILTER ORDERING

Depending on usage and the environment, your Carbon Pre-Filter should be replaced every three months and your HEPAtype filter should be replaced every 6 months.

Replacement filters are available at most retailers that carry Hunter Air Purifiers. You may also purchase directly from Hunter Fan Company by:

Phone: 1-888-354-8375  
Website: www.hunterfan.com

\*Applicable state and local taxes may apply.

\*Prices are subject to change without notice.

\*All orders will be shipped USPS or UPS Ground, allow 12-15 working days for delivery.

| Filter# | Type     |
|---------|----------|
| 30978   | Hepatype |

## TROUBLESHOOTING

Problem:  
No Operation.

Solution:  
Confirm that the unit is plugged in.

Problem:  
Unit has reduced air flow or increased noise.

Solution:  
The filter may be clogged and needs to be replaced.

## TECHNICAL SUPPORT

If you have any additional questions or problems with your Hunter Air Purifier, please call:

USA: 1-888-830-1326  
Canada: 1-866-268-1936

Hours of operation are from 7:00 am to 7:00 pm Monday - Friday and 8:00 am to 5:00 pm on Saturday, Central Time. You may also contact us over the Internet at [www.hunterfan.com](http://www.hunterfan.com).

## WARRANTY

### Hunter Fan Company 1 YEAR LIMITED WARRANTY

The Hunter Fan Company makes the following limited warranty to the original residential user or consumer purchaser of the HEPAtype Air Purification System:

If any part of your HEPAtype Air Purification System ("Air Purifier") motor fails during the first one (1) year from the date of installation due to a defect in material or workmanship, we will provide a replacement Air Purifier free of charge. Installation is deemed to occur at the date of purchase.

If the Air Purifier cord, ionizer, or bottom filter panel fails any time within six (6) months after installation due to a defect in material or workmanship, we will replace or, at our option, repair the unit free of charge at our nearest service center or at our Service Department in Memphis, Tennessee. You will be responsible for all parts and labor costs after this one-year period.

IF THE ORIGINAL RESIDENTIAL USER OR CONSUMER PURCHASER CEASES TO OWN THE AIR PURIFIER, THIS WARRANTY AND ANY IMPLIED WARRANTY WHICH THEN REMAINS IN EFFECT, INCLUDING BUT NOT LIMITED TO ANY IMPLIED WARRANTY OF MERCHANTABILITY OR FITNESS FOR A PARTICULAR PURPOSE, ARE VOIDED. NO WARRANTY, EXPRESSED OR IMPLIED, INCLUDING ANY WARRANTY OF MERCHANTABILITY OR FITNESS FOR A PARTICULAR PURPOSE, IS MADE IN RESPECT TO THE FILTER MATERIAL OR CARBON FILTER. THIS WARRANTY IS IN LIEU OF ALL OTHER EXPRESS WARRANTIES. THE DURATION OF ANY IMPLIED WARRANTY, INCLUDING BUT NOT LIMITED TO ANY IMPLIED WARRANTY OF MERCHANTABILITY OR FITNESS FOR A PARTICULAR PURPOSE, IN RESPECT TO THE MOTOR IS EXPRESSLY LIMITED TO THE PERIOD OF THE EXPRESS WARRANTY SET FORTH ABOVE.

This warranty is voided if the air purifier is not purchased and used in the USA or Canada.

This warranty excludes and does not cover defects, malfunctions or failures of the Air Purifier which were caused by repairs by persons not authorized by us, use of parts or accessories not authorized by us, mishandling, modifications, or damage to the Air Purifier while in your possession, or unreasonable use, including failure to provide reasonable and necessary maintenance. This warranty does not cover Air Purifiers used in commercial applications. There are no express or implied warranties as to commercial purchasers or users.

To obtain service, contact the nearest Hunter authorized service center or the Hunter Fan Company Service Department, 7130 Goodlett Farms Pkwy Suite 400, Memphis, Tennessee 38016, 1-888-830-1326. For the name of our nearest authorized Hunter Fan Company Service Center, write to the Hunter Fan Company at the preceding address. You will be responsible for insurance and freight or other transportation to our factory service center. We will return the Air Purifier freight prepaid. The Air Purifier should be properly packaged to avoid damage in transit since we will not be responsible for any such damage. Proof of purchase is required when requesting warranty service. The purchaser must present sales receipt or other document that establishes proof of purchase.

IN NO EVENT SHALL HUNTER FAN COMPANY BE LIABLE FOR DIRECT, INDIRECT, SPECIAL CONSEQUENTIAL OR INCIDENTAL DAMAGES IN EXCESS OF THE PURCHASE PRICE OF THE AIR PURIFIER. YOUR SOLE REMEDY WILL BE REPAIR OR REPLACEMENT AS PROVIDED ABOVE. SOME AMERICAN STATES AND CANADIAN PROVINCES DO NOT ALLOW LIMITATIONS ON HOW LONG AN IMPLIED WARRANTY LASTS, SO THE ABOVE LIMITATION MAY NOT APPLY TO YOU.

SOME AMERICAN STATES AND CANADIAN PROVINCES DO NOT ALLOW THE EXCLUSION OR LIMITATION OF DIRECT, INDIRECT SPECIAL, INCIDENTAL OR CONSEQUENTIAL DAMAGES, SO THE ABOVE LIMITATION MAY NOT APPLY TO YOU. SOME AMERICAN STATES AND CANADIAN PROVINCES DO NOT ALLOW THE EXCLUSION OR INVALIDITY OF EXPRESS OR IMPLIED WARRANTIES IF THE USER CEASES TO OWN THE AIR PURIFIER, SO THE ABOVE LIMITATION MAY NOT APPLY TO YOU.

THIS WARRANTY GIVES YOU SPECIFIC LEGAL RIGHTS, AND YOU MAY ALSO HAVE OTHER RIGHTS WHICH VARY FROM STATE TO STATE OR PROVINCE TO PROVINCE.

## Free Manuals Download Website

<http://myh66.com>

<http://usermanuals.us>

<http://www.somanuals.com>

<http://www.4manuals.cc>

<http://www.manual-lib.com>

<http://www.404manual.com>

<http://www.luxmanual.com>

<http://aubethermostatmanual.com>

Golf course search by state

<http://golfingnear.com>

Email search by domain

<http://emailbydomain.com>

Auto manuals search

<http://auto.somanuals.com>

TV manuals search

<http://tv.somanuals.com>