

PARTS GUIDE

STOP

Using the Parts Guide below, check to make sure all parts are included in the box.
 If parts are missing or damaged call 1-888-830-1326.
PLEASE DO NOT RETURN THIS PRODUCT TO THE STORE.

Before installing your fan, record the following information for your records and warranty assistance.

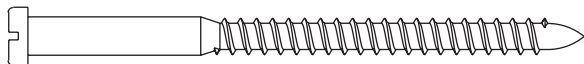
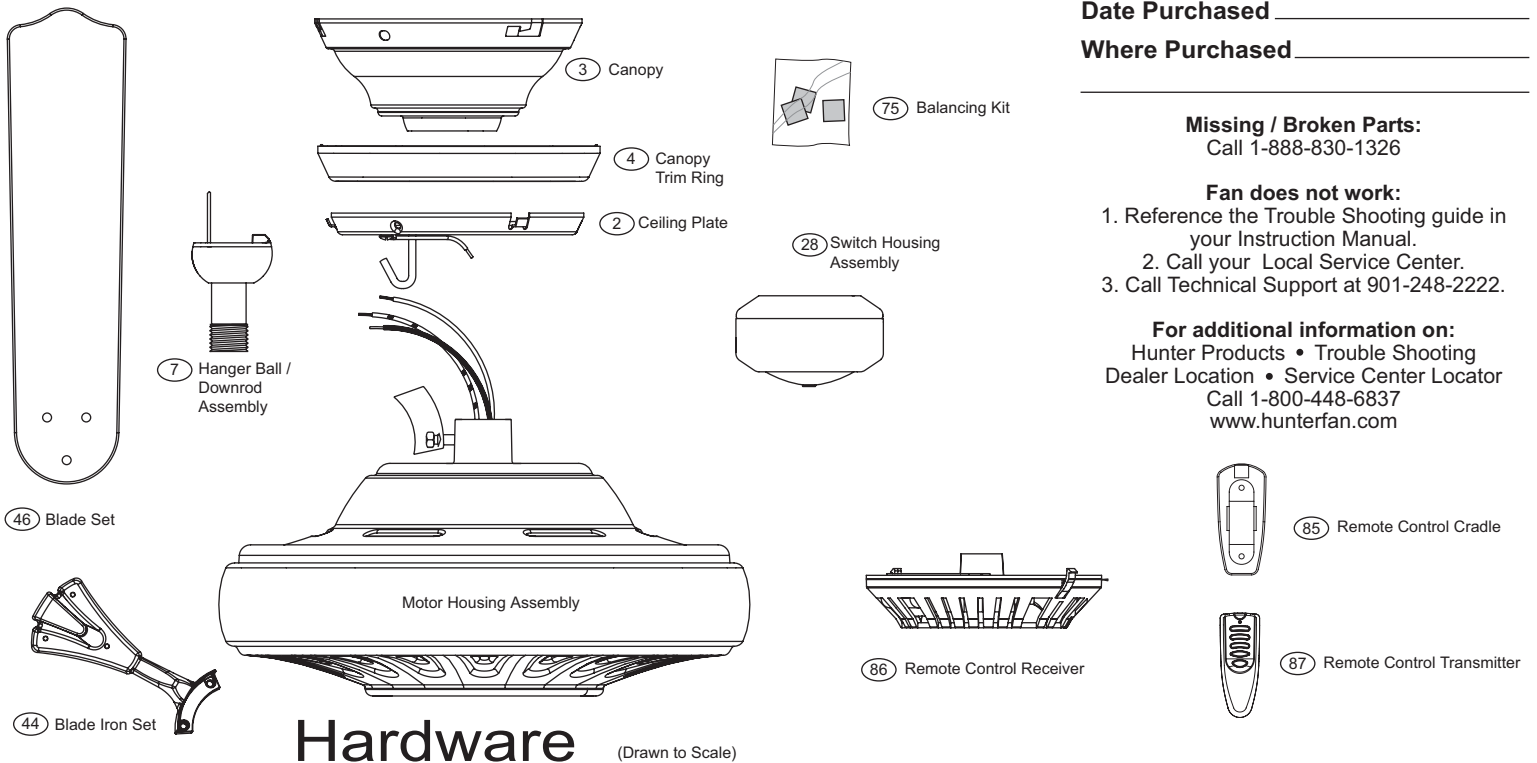
Model Name _____
 Catalog No. _____
 Serial No. _____
 Date Purchased _____
 Where Purchased _____

Missing / Broken Parts:
 Call 1-888-830-1326

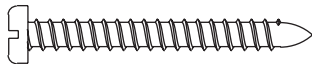
Fan does not work:

1. Reference the Trouble Shooting guide in your Instruction Manual.
2. Call your Local Service Center.
3. Call Technical Support at 901-248-2222.

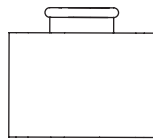
For additional information on:
 Hunter Products • Trouble Shooting
 Dealer Location • Service Center Locator
 Call 1-800-448-6837
 www.hunterfan.com



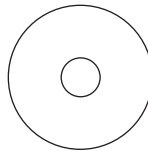
65 Wood Screw



64 Wood Screw



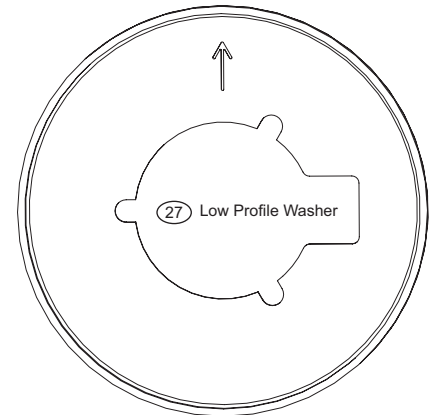
71 Mounting Isolator



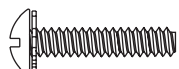
68 Flat Washer



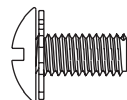
66 Blade Grommet



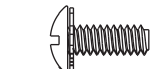
27 Low Profile Washer



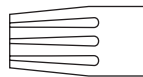
100 Locking Screw



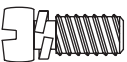
62 Canopy Screw



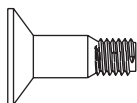
69 Screw, Machine, 6-32



70 Wire Nut



47 Screw, Blade Iron Armature



67 Blade Assembly Screw



79 Allen Wrench

| Part List | | Model # | 23688 | 23685 |
|------------------|-----------------------------------|--------------------|---------------------|-----------------------|
| | | Asm. Dwg. # | 96684-01 | 96684-02 |
| | | Finish | New Bronze | Antique Pewter |
| Item # | Item Name | Qty | Part # | Part # |
| | * Hanging System Kit | 1 | 94945-30-000 | 94945-14-000 |
| 2 | Ceiling Plate | 1 | ----- | ----- |
| 3 | Canopy | 1 | ----- | ----- |
| 4 | Canopy Trim Ring | 1 | ----- | ----- |
| 7 | Hanger Ball / Downrod Assembly | 1 | ----- | ----- |
| 8 | Set Screw (Not shown) | 1 | ----- | ----- |
| 27 | Low Profile Washer | 1 | ----- | ----- |
| 62 | Canopy Screw | 4 | ----- | ----- |
| 64 | Wood Screw | 2 | ----- | ----- |
| 65 | Wood Screw | 2 | ----- | ----- |
| 68 | Flat Washer | 4 | ----- | ----- |
| 71 | Isolator | 4 | ----- | ----- |
| 100 | Locking Screw | 3 | ----- | ----- |
| 28 | * Switch Housing Assembly | 1 | 96682-30-000 | 96682-14-000 |
| 44 | Blade Iron Set | 1 | 93475-05-299 | 93475-05-306 |
| 46 | Blade Set | 1 | 75006-99-000 | 75147-02-000 |
| 47 | Screw, Blade Iron Armature | 10 | 63755-05-247 | 63755-05-247 |
| | * Hardware Kit | 1 | 94974-00-860 | 94974-00-861 |
| 66 | Blade Grommet | 16 | 05989-01-000 | 05989-01-000 |
| 67 | Blade Assembly Screw | 16 | 63730-07-247 | 63730-07-247 |
| 69 | Screw, Machine, 6-32 | 3 | 74506-36-232 | 74506-36-232 |
| 70 | Wire Nut | 4 | 05172-01-000 | 05172-01-000 |
| 75 | Balancing Kit | 1 | 07570-01-000 | 07570-01-000 |
| 79 | Allen Wrench | 1 | 64801-01-000 | 64801-01-000 |
| 85 | Remote Cradle | 1 | 85093-01-000 | 85093-01-000 |
| 86 | Remote Control Receiver | 1 | 85482-04-000 | 85482-04-000 |
| 87 | Remote Control Transmitter | 1 | 85095-02-000 | 85095-02-000 |



Hunter Fan Company
 2500 Frisco Avenue
 Memphis, TN 38114
www.hunterfan.com

98000-01-568
 02/21/06

GUÍA DE PIEZAS

STOP

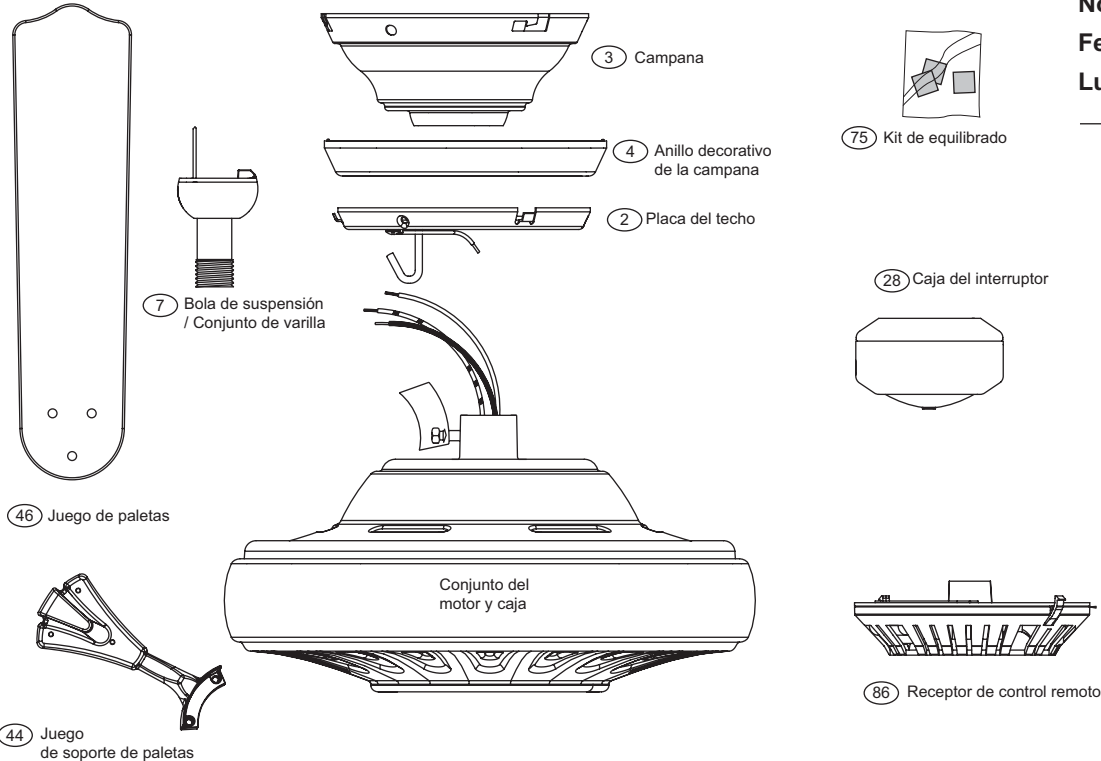
Use la Guía de Piezas de abajo para verificar que todas las piezas estén incluidas en la caja.

Si alguna pieza falta o está dañada, llame al teléfono 1-888-830-1326.

POR FAVOR NO DEVUELVA ESTE PRODUCTO A LA TIENDA DONDE LO COMPRÓ.

Antes de instalar su ventilador, anote la información siguiente para sus archivos y asistencia con la garantía.

Piezas del ventilador (no dibujadas a escala)



Nombre del modelo _____
 No. de catálogo _____
 No. de serie _____
 Fecha de compra _____
 Lugar de compra _____

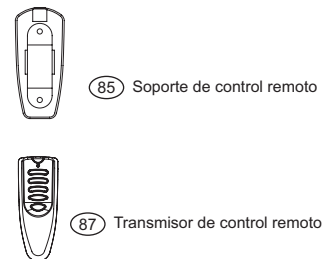
Si alguna pieza falta o está rota:
 Llame al teléfono 1-888-830-1326

Si el ventilador no funciona:

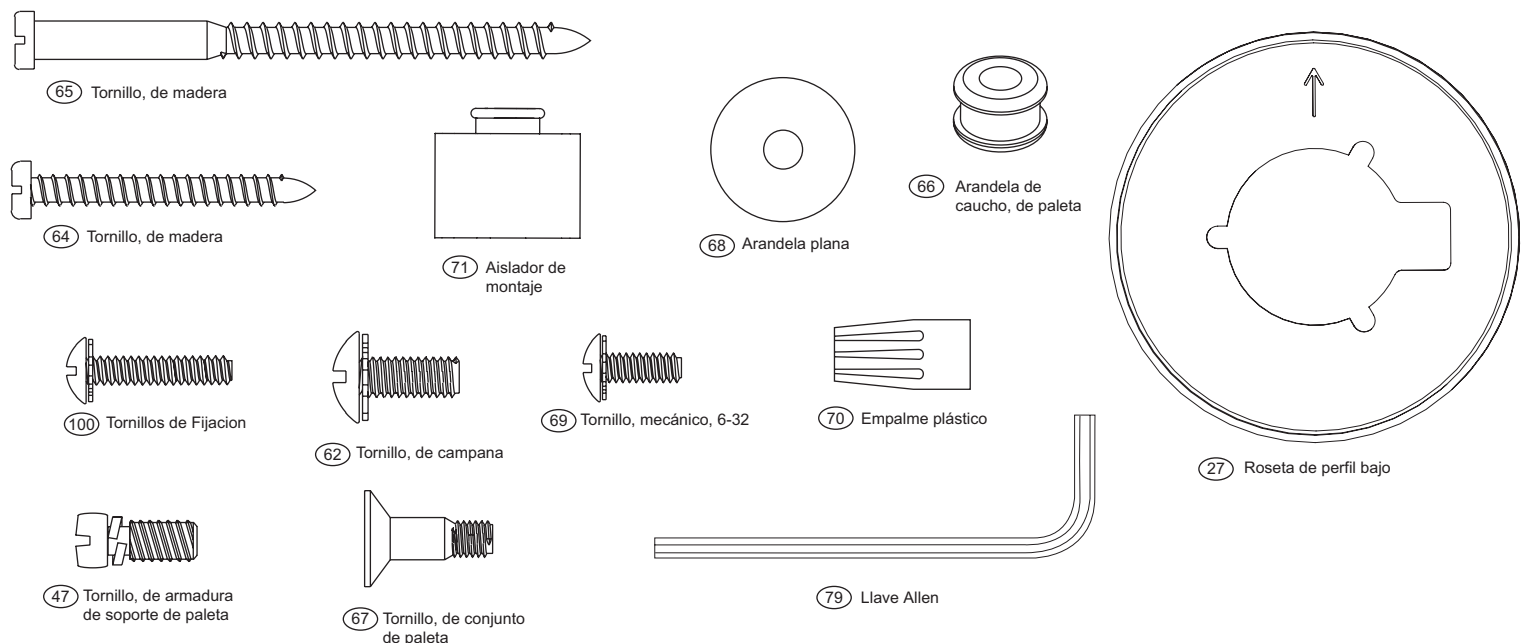
1. Consulte la guía de localización de fallas en su manual de instrucciones.
2. Llame a su centro local de servicio.
3. Llame al teléfono 901-248-2222 para obtener asistencia técnica.

Para informaciones adicionales acerca de:

Productos Hunter • Localización de fallas
 Localización de distribuidores
 Localización de centros de servicio
 Llame al teléfono 1-800-448-6837
www.hunterfan.com



Materiales (dibujados a escala)



| Lista de piezas | | No. del modelo | 23688 | 23685 |
|------------------------|---|------------------------------|-----------------|-----------------|
| | | No. del dibujo de ensamblaje | 96684-01 | 96684-02 |
| | | Acabado | Bronce nuevo | Peltre Antiguo |
| No. del ítem | Nombre del ítem | Cantidad | No. de la pieza | No. de la pieza |
| | * Equipo de sistema de colgar | 1 | 94945-30-000 | 94945-14-000 |
| 2 | Placa del techo | 1 | ----- | ----- |
| 3 | Campana | 1 | ----- | ----- |
| 4 | Anillo decorativo de la campana | 1 | ----- | ----- |
| 7 | Bola de suspensión / Conjunto de varilla | 1 | ----- | ----- |
| 8 | Tornillo prisionero (no exhibido) | 1 | ----- | ----- |
| 27 | Arandela de bajo perfil | 1 | ----- | ----- |
| 62 | Tornillo de campana | 4 | ----- | ----- |
| 64 | Tornillo para madera | 2 | ----- | ----- |
| 65 | Tornillo para madera | 2 | ----- | ----- |
| 68 | Arandela plana | 4 | ----- | ----- |
| 71 | Aisladore | 4 | ----- | ----- |
| 100 | Tornillo de Fijacion | 3 | ----- | ----- |
| 28 | * Conjunto del interruptor/alojamiento | 1 | 96682-30-000 | 96682-14-000 |
| 44 | Juego de soporte de paletas | 1 | 93475-05-299 | 93475-05-306 |
| 46 | Juego de paletas | 1 | 75006-99-000 | 75147-02-000 |
| 47 | Tornillo, de armadura de soporte de paleta | 10 | 63755-05-247 | 63755-05-247 |
| | * Kit de materiales | 1 | 94974-00-860 | 94974-00-861 |
| 66 | Arandela de caucho, de paleta | 16 | 05989-01-000 | 05989-01-000 |
| 67 | Tornillo, de conjunto de paleta | 16 | 63730-07-247 | 63730-07-247 |
| 69 | Tornillo, mecánico, 6-32 | 3 | 74506-36-232 | 74506-36-232 |
| 70 | Empalme plástico | 4 | 05172-01-000 | 05172-01-000 |
| 75 | Kit de equilibrado | 1 | 07570-01-000 | 07570-01-000 |
| 79 | Llave, Allen | 1 | 64801-01-000 | 64801-01-000 |
| 85 | Soporte de control remoto | 1 | 85093-01-000 | 85093-01-000 |
| 86 | Receptor de control remoto | 1 | 85482-04-000 | 85482-04-000 |
| 87 | Transmisor de control remoto | 1 | 85095-02-000 | 85095-02-000 |



Hunter Fan Company
 2500 Frisco Avenue
 Memphis, TN 38114
www.hunterfan.com

98000-01-568

02/21/06

Free Manuals Download Website

<http://myh66.com>

<http://usermanuals.us>

<http://www.somanuals.com>

<http://www.4manuals.cc>

<http://www.manual-lib.com>

<http://www.404manual.com>

<http://www.luxmanual.com>

<http://aubethermostatmanual.com>

Golf course search by state

<http://golfingnear.com>

Email search by domain

<http://emailbydomain.com>

Auto manuals search

<http://auto.somanuals.com>

TV manuals search

<http://tv.somanuals.com>