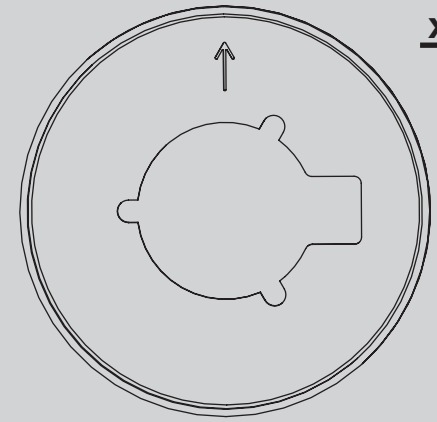
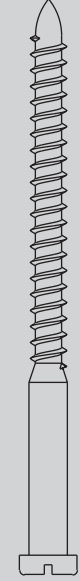


# Hardware

(Drawn to Scale)



x 1




x 2



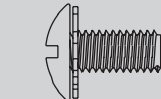
x 4



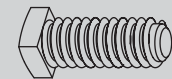
x 2



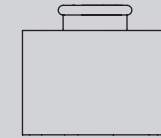
x 3



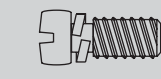
x 3



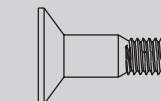
x 1



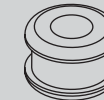
x 4



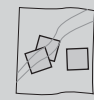
x 11



x 16



x 16



x 1

Balancing Kit



x 4

Wire Nut

Low Profile Washer

3" Wood Screw

Flat Washer

1.5" Wood Screw

Locking Screw

Canopy Screw

Set Screw

Mounting Isolator

Screw, Blade Iron Armature

Screw, Blade Assembly

Blade Grommet

Screw, Switch Housing Assembly

Screw, Machine, 6-32

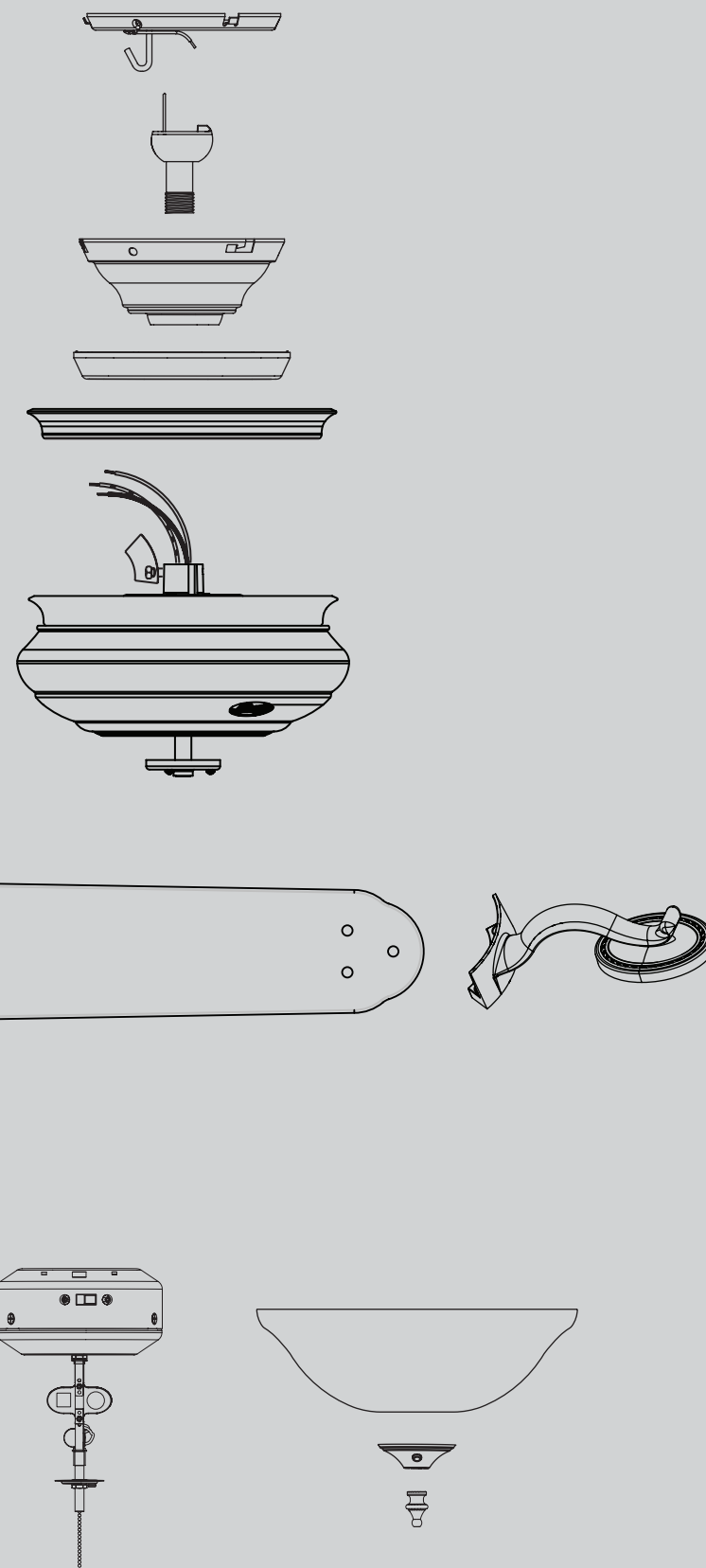
# Fan Parts

(Not Drawn to Scale)

Hanger Bracket Assembly

Blade Assembly

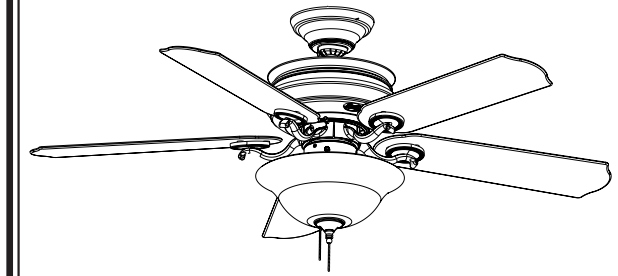
Switch Housing Assembly



# PARTS GUIDE



SINCE 1886



STOP

Using this Parts Guide, make sure all parts are included in the box.

If parts are missing, DO NOT RETURN

THIS ITEM TO THE STORE, call 888-830-1326 for assistance.

THIS PARTS GUIDE IS FOR REFERENCE ONLY.

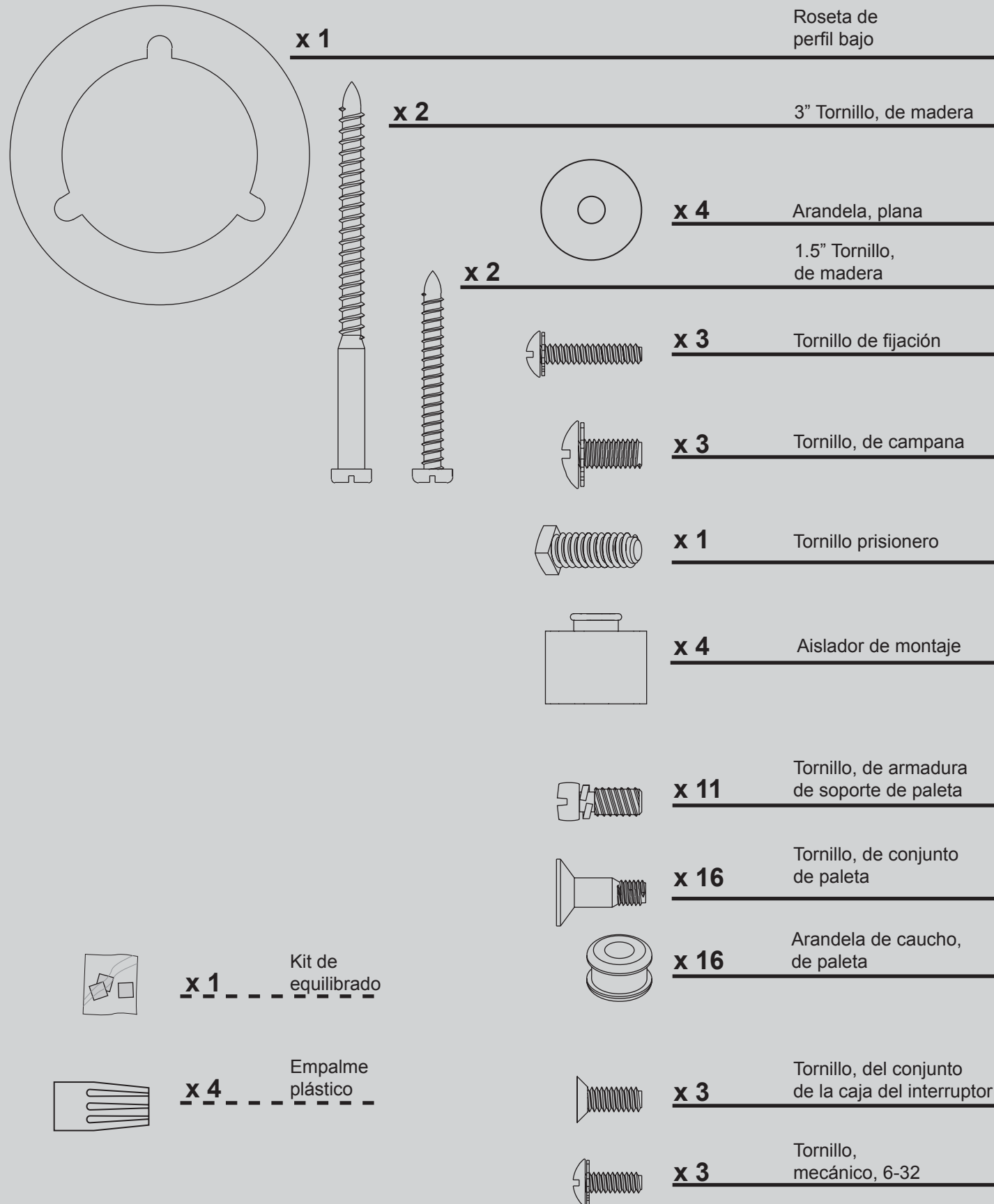
REFER TO THE INSTALLATION MANUAL FOR FULL ASSEMBLY INSTRUCTIONS.

## Parts List

| Item Name                      | Qty | Part #               |
|--------------------------------|-----|----------------------|
| <b>Parts List</b>              |     |                      |
|                                |     | Model # 23798        |
|                                |     | Asm. Dwg. # 97585-01 |
|                                |     | Finish Cocoa         |
| * Hanging System Kit           | 1   | 94945-67-000         |
| Ceiling Plate                  |     |                      |
| Canopy                         |     |                      |
| Canopy Trim Ring               |     |                      |
| Hanger Ball / Downrod Assembly |     |                      |
| Setscrew                       |     |                      |
| Low Profile Washer             |     |                      |
| Canopy Screw                   |     |                      |
| Wood Screw                     |     |                      |
| Wood Screw                     |     |                      |
| Flat Washer                    |     |                      |
| Mounting Isolator              |     |                      |
| * Locking Screw                |     |                      |
| Switch/Housing Assembly        | 1   | 93574-67-000         |
| Blade Iron Set                 | 1   | 87593-05-487         |
| Blade Set                      | 1   | 75885-84-000         |
| Screw, Blade Iron Armature     | 11  | 63755-05-247         |
| Hardware Kit                   | 1   | 97585-00-860         |
| Blade Grommet                  |     |                      |
| Blade Assembly Screw           |     |                      |
| Screw, Machine, 6-32           |     |                      |
| Wire Nut                       |     |                      |
| Screw, Switch Housing Assembly |     |                      |
| Balancing Kit                  | 1   | 07570-01-000         |
| Pull Chain                     | 2   | 63756-15-247         |
| Globe/Shade, Upper             | 1   | 84886-18-000         |
| Globe/Shade, Lower             | 1   | 87407-01-000         |

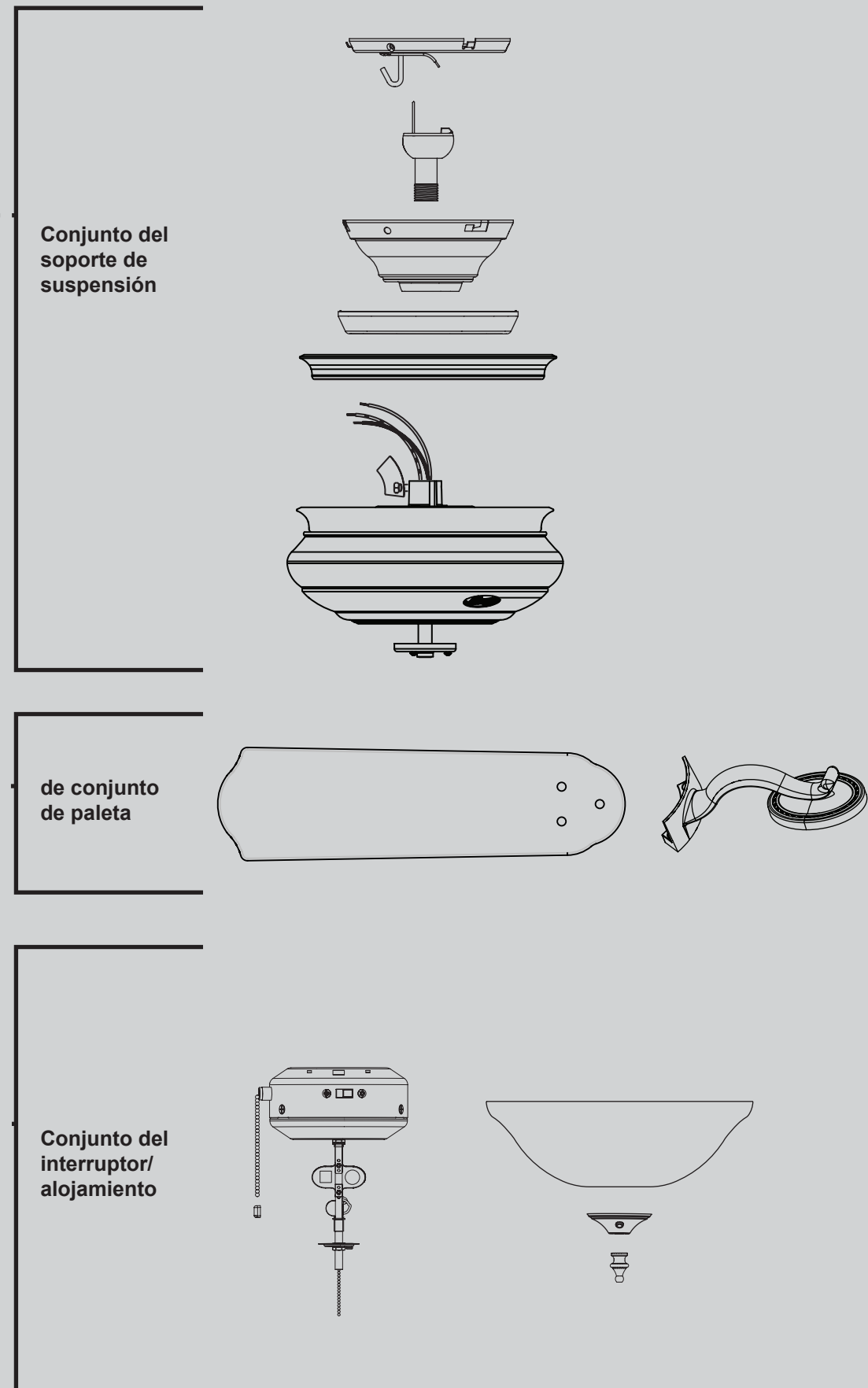
## Materiales

(dibujados a escala)



## Piezas del ventilador

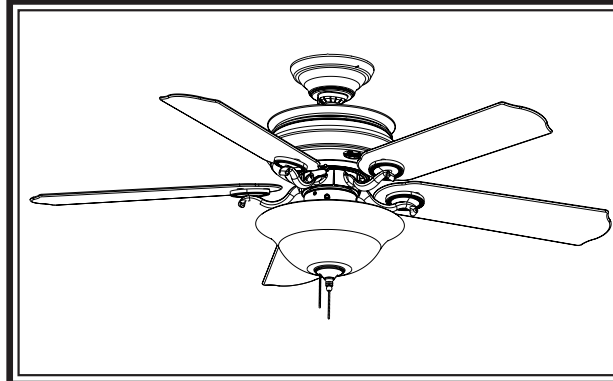
(no dibujadas a escala)



# GUÍA DE PIEZAS



SINCE 1886



**PARADA**

Consulte esta Guía de partes para asegurarse de que todas las partes estén incluidas en la caja.

Si falta alguna parte, **NO DEVUELVA ESTE PRODUCTO A LA TIENDA. Solicite ayuda al 888-830-1326. ESTA GUÍA DE PARTES SOLAMENTE ES REFERENCIAL. CONSULTE LAS INSTRUCCIONES COMPLETAS DE ENSAMBLAJE EN EL MANUAL DE INSTALACIÓN**

| Lista de piezas                                   | No. del modelo               | 23798               |
|---|------------------------------|---------------------|
|   | No. del dibujo de ensamblaje | 97585-01            |
|   | Acabado                      | Bronce Nuevo        |
| Nombre del ítem                                   | Cantidad                     | No. de la pieza     |
| <b>* Kit del sistema de suspensión</b>            | <b>1</b>                     | <b>94945-67-000</b> |
| Placa de techo                                    |                              |                     |
| Campana   |                              |                     |
| Anillo de la moldura de campana                   |                              |                     |
| Bola de suspensión / Conjunto de varilla          |                              |                     |
| Tornillo prisionero                               |                              |                     |
| Roseta de perfil bajo                             |                              |                     |
| Tornillo, de campana                              |                              |                     |
| Tornillo, de madera                               |                              |                     |
| Tornillo, de madera                               |                              |                     |
| Arandela, plana                                   |                              |                     |
| Aislador de montaje                               |                              |                     |
| * Tornillo de fijación                            |                              |                     |
| <b>Conjunto del interruptor/alojamiento</b>       | <b>1</b>                     | <b>93574-67-000</b> |
| <b>Juego de soporte de paletas</b>                | <b>1</b>                     | <b>87593-05-487</b> |
| <b>Juego de paletas</b>                           | <b>1</b>                     | <b>75885-84-000</b> |
| <b>Tornillo, de armadura de soporte de paleta</b> | <b>11</b>                    | <b>63755-05-247</b> |
| <b>Kit de materiales</b>                          | <b>1</b>                     | <b>97585-00-860</b> |
| Arandela de caucho, de paleta                     |                              |                     |
| Tornillo, de conjunto de paleta                   |                              |                     |
| Tornillo, mecánico, 6-32                          |                              |                     |
| Empalme plástico                                  |                              |                     |
| Tornillo, del conjunto de la caja del interruptor |                              |                     |
| <b>Kit de equilibrado</b>                         | <b>1</b>                     | <b>07570-01-000</b> |
| <b>Tirador de cadena</b>                          | <b>2</b>                     | <b>63756-15-247</b> |
| <b>Globo / Pantalla, Superior</b>                 | <b>1</b>                     | <b>84886-18-000</b> |
| <b>Globo / Pantalla, Inferior</b>                 | <b>1</b>                     | <b>87407-01-000</b> |

## Free Manuals Download Website

<http://myh66.com>

<http://usermanuals.us>

<http://www.somanuals.com>

<http://www.4manuals.cc>

<http://www.manual-lib.com>

<http://www.404manual.com>

<http://www.luxmanual.com>

<http://aubethermostatmanual.com>

Golf course search by state

<http://golfingnear.com>

Email search by domain

<http://emailbydomain.com>

Auto manuals search

<http://auto.somanuals.com>

TV manuals search

<http://tv.somanuals.com>