

Personal Ultrasonic

Humidifier



Model
31017
31018
31019
31020

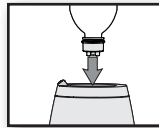
Hunter

READ AND SAVE THESE INSTRUCTIONS!

- ALWAYS place the humidifier in an area that is out of the reach of children.
- Before using the humidifier, extend the cord and inspect for any signs of damage. DO NOT use the product if the cord has been damaged.
- ALWAYS UNPLUG AND EMPTY the humidifier when it is not in operation or while it is being cleaned.
- Do not use water bottles greater than 22 oz.
- This product is intended for residential use only. DO NOT use outdoors.
- This device complies with part 18 of the FCC Rules.

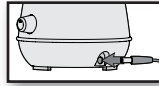
Initial Setup:

1. Unravel and straighten the cord before use.
2. Set the unit on a flat, waterproof surface.
3. Drop one demineralization tablet into your water bottle. (note: The tablet will remove minerals from the water to prevent dust accumulation. The benefits of each tablet will last up to one week between humidifier cleanings.)
4. Use the water cap that came with your humidifier and press it down over the mouth of your water bottle firmly.
5. Turn your water bottle upside down and insert into the water reservoir.



Failure to ensure the tank is seated correctly could cause the unit to leak water from the tank.

6. Insert the power adapter into the bottom right side of the unit, then plug the adapter into a wall outlet.



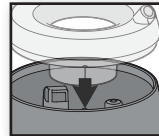
Operation:

To turn the humidifier on, turn the humidity adjustment knob clockwise until you feel the knob click. At this time the unit should be on and you can adjust the amount of mist the unit outputs by continuing to turn the knob clockwise. To turn the unit off, turn the humidity adjustment knob counter-clockwise until it clicks.

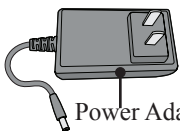


Maintenance:

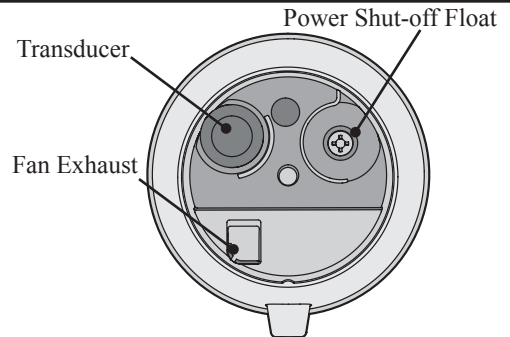
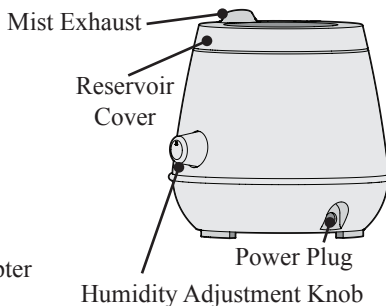
1. Turn off the humidifier and unplug the power adapter from the wall and the unit.
2. Remove the water bottle from the unit and remove the cap.
3. Empty the water from the bottle.
4. Rinse the humidifier cap thoroughly with warm water. Replace the water bottle if necessary.
5. Remove the reservoir cover from the humidifier and empty any remaining water.
6. Wipe any mineral deposits from the cover and base with a soft cloth.
7. Replace the cover onto the base. Align the notch on the cover with the groove on the base. The mist exhaust should be 45° to the right of the humidity adjustment knob.



Bottle Cap



Power Adapter



Troubleshooting:

Problem:

Humidifier not working

Solution:

1. Make sure the humidity knob is not set to OFF.
2. Ensure the power supply is firmly plugged into the unit.

Problem:

Humidity output and water usage decreased

Solution:

1. Check the humidity knob to make sure it is set to the desired humidity level and speed.
2. Check the water bottle to make sure there are no bubbles when the water bottle is full and running. If there are bubbles, turn the unit OFF until the bubbling stops. When the bubbling has stopped, set the unit to the desired speed.
3. Clean any components that have mineral build-up.

Technical Support

If you need any assistance with setup, operation, or parts for your new Hunter Humidifier, please call us, our technical support staff is ready to help!

USA: 1-888-830-1326
Canada: 1-866-268-1936

Hours of operation are from 7:00 am to 7:00 pm Monday - Friday and 8:00 am to 5:00 pm on Saturday, Central Time. You may also contact us over the Internet at www.hunterfan.com or register your product at www.hunterfan.com/register and select your product under product registration.

Limited 1 Year Warranty

The Hunter Fan Company, Inc. makes the following warranty to the original residential user or consumer purchaser of the ultrasonic humidifier:

If any part of The ultrasonic humidifier fails during the first year from the date of purchase due to a defect in material or workmanship, we will provide a replacement part free of charge.

If no replacement part can be provided, we will replace your Humidifier.

IF THE ORIGINAL RESIDENTIAL USER OR CONSUMER PURCHASER CEASES TO OWN THE ULTRASONIC HUMIDIFIER, THIS WARRANTY AND ANY IMPLIED WARRANTY WHICH THEN REMAINS IN EFFECT, INCLUDING BUT NOT LIMITED TO ANY IMPLIED WARRANTY OF

MERCHANTABILITY OR FITNESS FOR A PARTICULAR PURPOSE, ARE VOIDED. THIS WARRANTY IS IN LIEU OF ALL OTHER EXPRESS WARRANTIES. THE DURATION OF ANY IMPLIED WARRANTY, INCLUDING BUT NOT LIMITED TO ANY IMPLIED WARRANTY OF MERCHANTABILITY OR FITNESS FOR A PARTICULAR PURPOSE IS EXPRESSLY LIMITED TO THE PERIOD OF THE EXPRESS WARRANTY SET FORTH ABOVE.

This warranty is voided if your ultrasonic humidifier is not purchased and used in the USA or Canada.

This warranty excludes and does not cover defects, malfunctions, or failures of the humidifier which were caused by repairs by persons not authorized by us, use of parts, or accessories not authorized by us, mishandling, modifications, or damage to the humidifier while in your possession, or unreasonable use, including failure to provide reasonable and necessary maintenance. This warranty does not cover humidifiers used in commercial applications. There are no express or implied warranties as to commercial purchasers or users.

To obtain service, contact the nearest Hunter authorized service center or the Hunter Fan Company Service Department, 7130 Goodlett Farms Pkwy., Suite 400, Memphis, TN 38016, 1-888-830-1326. You will be responsible for insurance and freight or other transportation to our factory service center. We will return the humidifier freight prepaid to you. The humidifier should be properly packaged to avoid damage in transit since we will not be responsible for any such damage. Proof of purchase is required when requesting warranty service. The purchaser must present the sales receipt or other document that establishes proof of purchase.

IN NO EVENT SHALL HUNTER FAN COMPANY BE LIABLE FOR DIRECT, INDIRECT, SPECIAL, CONSEQUENTIAL OR INCIDENTAL DAMAGES IN EXCESS OF THE PURCHASE PRICE OF THE HUMIDIFIER. YOUR SOLE REMEDY WILL BE REPAIR OR REPLACEMENT AS PROVIDED ABOVE. SOME AMERICAN STATES AND CANADIAN PROVINCES DO NOT ALLOW:

- LIMITATIONS ON HOW LONG AN IMPLIED WARRANTY LASTS;
 - THE EXCLUSION OR LIMITATION OF DIRECT, INDIRECT, SPECIAL, INCIDENTAL OR CONSEQUENTIAL DAMAGES;
 - THE EXCLUSION OR INVALIDITY OF EXPRESS OR IMPLIED WARRANTIES IF THE USER CEASES TO OWN THE HUMIDIFIER;
 - THE LIMITATION OF THE REMEDIES AND RECOURSES AVAILABLE TO THE PURCHASER; OR THE INVALIDITY OF AN EXPRESS WARRANTY WHEN A PRODUCT IDENTIFIED BY BRAND NAME IS NOT USED (UNLESS SPECIFIC CONDITIONS ARE FULFILLED);
- SO THE ABOVE LIMITATIONS OR EXCLUSIONS MAY NOT APPLY TO YOU.

THIS WARRANTY GIVES YOU SPECIFIC LEGAL RIGHTS AND YOU MAY ALSO HAVE OTHER RIGHTS WHICH VARY FROM STATE TO STATE OR PROVINCE TO PROVINCE.

Free Manuals Download Website

<http://myh66.com>

<http://usermanuals.us>

<http://www.somanuals.com>

<http://www.4manuals.cc>

<http://www.manual-lib.com>

<http://www.404manual.com>

<http://www.luxmanual.com>

<http://aubethermostatmanual.com>

Golf course search by state

<http://golfingnear.com>

Email search by domain

<http://emailbydomain.com>

Auto manuals search

<http://auto.somanuals.com>

TV manuals search

<http://tv.somanuals.com>